



Day wise plan for the **KIDS** September 2017

Class - Nursery - Maharashtra

When	What	How	Work done
Day 50 1 st Sep	Deeniyat: Assignment 3.	Assignment 3, trace Rd pg 38.	Justified <input type="checkbox"/>
	English: a) Conversation questions: Recap of Q. no 1-6. Introduction of question 7. b) Rhymes: Recap of rhyme. c) Recap of standing, sleeping, slanting lines, right and left open curve, up and down open curve and zig-zag line. d) Recap of letter 'Aa-Hh' + Slate practice. e) Recap concept full X empty + Activity book pg 56.	a) Talk to the child on Islamic greeting and informal talk. Recap of Q. no 1- 6. Introduction of question 7. Q.7. What is your mother's name? A. My mother's name is _____. b) Recap of rhyme with actions (Body Movement and Rhythm). c) Recap of standing, sleeping, slanting lines, right and left open curve, up and down open curve and zig-zag line. using blackboard. slate work and sand tray practice. d) Recap of letter 'Aa-Hh' + Slate practice. e) Recap concept full X empty + Activity book pg 56 - Colour full glass.	Justified <input type="checkbox"/>
	Math: a) Recap of number 1-6. b) Recap of oral counting 1 to 15. c) Introduction of oral counting 16 to 20. d) Activity book pg 69.	a) Recap of number 1-6. b) Recap oral counting 1-15. c) Introduction of oral counting 16 to 20. d) Activity book pg 69 - trace the number 6 and colour its value.	Justified <input type="checkbox"/>
	E.V.S: a) Recap of all conversation questions. b) Recap of colours.	a) Recap of all conversation questions. b) Recap of colours.	Justified <input type="checkbox"/>
	Break time:	Islamic etiquette of eating and practical demo.	Justified <input type="checkbox"/>
	Games: Warm up physical exercise.	Warm up physical exercise in to class.	Justified <input type="checkbox"/>
	Activity: Use old Calendar's number cutouts.	Take small cutouts of numbers from 1 to 20 of old calendar and distribute the numbers among all the children and make them sit in sequence as their numbers, teacher need to say the number - number nine jump, number two go and sit along with number 14, numbers 15 and 7 start hopping,...	Justified <input type="checkbox"/>
Home work: E.V.S: Picture reading Rd pg-1-9.			

Teacher Assessment:

Smiley for today's involvement, learning and enjoyment of teacher and students.



With the best knowledge & Imaan, I rate my accomplishment today as

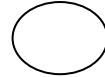


Note: 2nd Sep 4th Sep 2017 - Eid-ul-Adha Holidays

When	What	How	Work done
5 th Sept	Teacher's Day Celebration. Puppet show + Fancy Dress show.	<ul style="list-style-type: none"> • To have fun and enjoyment. • To make and learning easy and interesting. • To make them aware about etiquettes and good morals through stories. • To make the children enjoy the Fancy Dress Show. 	Justified <input type="checkbox"/>

Teacher Assessment:

Smiley for today's involvement, learning and enjoyment of teacher and students.




With the best knowledge & Imaan, I rate my accomplishment today as




When	What	How	Work done
Day 51 6 th Sep	Deeniyat: Introduction of islaami maloomat.	Introduction of islaami maloomat, sawaal no 3.	Justified <input type="checkbox"/>
	English: a) Conversation questions: Recap of Q. no 1-7. b) Rhymes: Recap of rhyme. c) Recap of standing, sleeping, slanting lines, right and left open curve, up and down open curve and zig-zag line. d) Recap of letter 'Aa-Hh'. e) Rd pg 10.	a) Talk to the child on Islamic greeting and informal talk. Recap of Q. no 1- 7. b) Recap of rhyme with actions (Body Movement and Rhythm). c) Recap of standing, sleeping, slanting lines, right and left open curve, up and down open curve and zig-zag line. using blackboard. slate work and sand tray practice. d) Recap of letter 'Aa' and 'Hh' with phonic sound, strokes, and objects - using flex, flash card, sand tray, black board and slate practice. e) Rd pg 10 - match the object to its letters.	Justified <input type="checkbox"/>
	Math: a) Recap of number 1-6. b) Recap of oral counting 1 to 20. c) Recap shapes, circle and triangle. d) Reader trace number 6, pg-7.	a) Recap of number 1-6. b) Recap oral counting 1-20. c) Recap shapes, circle and triangle. d) Reader trace number 6, pg-7.	Justified <input type="checkbox"/>
	E.V.S: a) Introduction of 'Home Appliances'. b) Recap of colours.	a) Introduction of 'Home Appliances' through informal talk, conversation questions, using flex, black board, picture card.... b) Recap of colours.	Justified <input type="checkbox"/>
	Break time:	Islamic etiquette of eating and practical demo.	Justified <input type="checkbox"/>
	Games: Indoor free play.	Provide the material in the classroom - puzzles, inserting blocks, beads, And allow them to play freely in the class.	Justified <input type="checkbox"/>
	Activity: Creative story using puppets.	Creative story - by showing puppets and helping the children continue the story after teacher. (An elephant puppet was feeling hungry and pass it on the puppet to the next child he says one sentence and pass it to the next child and so on,..... teacher to listen and help them complete the story.	Justified <input type="checkbox"/>

Home work: English: Picture reading Rd pg-1-10.


Teacher Assessment:


Smiley for today's involvement, learning and enjoyment of teacher and students. 

With the best knowledge & Imaan, I rate my accomplishment today as 

When	What	How	Work done
Day 52 7 th Sep	Deeniyat: Recap of kalmia-e-tayyibah.	Recap of kalmia-e-tayyibah.	Justified <input type="checkbox"/>
	English: a) Conversation questions: Recap of Q. no 1-7. b) Rhymes: Recap of rhymes. c) Recap of letter 'Aa' and 'Hh'. d) Picture reading Rd pg 1-10.	a) Talk to the child on Islamic greeting and informal talk. Recap of Q. no 1- 7. b) Recap of rhymes. c) Recap of letter 'Aa' and 'Hh' with phonic sound, strokes and objects using flex, flash card, sand tray, black board and slate practice. d) Picture reading Rd pg 1-10.	Justified <input type="checkbox"/>
	Math: a) Recap of number 1-6. b) Recap of oral counting 1 to 20. c) Recap shapes, circle and triangle.	a) Recap of number 1-6. b) Recap oral counting 1-20. c) Recap shapes, circle and triangle.	Justified <input type="checkbox"/>
	E.V.S: a) Recap of 'Transport'. b) Recap of colours. c) Activity book pg 101.	a) Recap of 'Transport' through informal talk, conversation questions, using flex, black board, picture card.... b) Recap of colours. c) Activity book pg 101 - colour the given vehicles.	Justified <input type="checkbox"/>
	Break time:	Islamic etiquette of eating and practical demo.	Justified <input type="checkbox"/>
	Games: Indoor free play.	Provide the material in the classroom - puzzles, inserting blocks, beads, And allow them to play freely in the class.	Justified <input type="checkbox"/>
	Activity: Slate practice.	Slate practice of letters.	Justified <input type="checkbox"/>

Teacher Assessment:

Smiley for today's involvement, learning and enjoyment of teacher and students. 

With the best knowledge & Imaan, I rate my accomplishment today as  10

When	What	How	Work done
Day 53 8 th Sep	Deeniyat: Recap of kalmia-e-tayyibah	Recap of kalmia-e-tayyibah.	Justified <input type="checkbox"/>
	English: a) Conversation questions: Recap of Q. no 5-7. b) Rhymes: Recap of rhyme. c) Recap of strokes and curves. d) Recap of letters 'Aa' and 'Hh'. e) Introduction of letter 'Ii'.	a) Talk to the child on Islamic greeting and informal talk. Recap of Q. no 5-7. b) Recap of rhymes. c) Recap of the strokes and curves using black board and sand tray practice. d) Recap of letter 'Aa' and 'Hh' and introduction of letter 'Ii'. with phonic sound, strokes, and objects using flex, flash card, sand tray, black board and slate practice, Rd pg 11. https://youtu.be/hq3yfQnllfQ	Justified <input type="checkbox"/>
	Math: a) Recap of number 1-6. b) Recap of oral counting 1 to 20. c) Recap shapes, circle and triangle.	a) Recap of numbers with flash cards 1-6. b) Recap oral counting 1-20. c) Recap shapes, circle and triangle with models.	Justified <input type="checkbox"/>
	E.V.S: a) Recap of 'Transport'. b) Recap of the colours.	a) Recap of 'Transport' through informal talk, conversation questions, using flex, and flash card. b) Recap of colours Red and Green using different objects.	Justified <input type="checkbox"/>
	Break time:	Islamic etiquette of eating and practical demo.	Justified <input type="checkbox"/>
	Games: Indoor free play.	Take the children out in the open place and allow them to play freely on slider, tricycle see saw and etc.	Justified <input type="checkbox"/>
	Activity: old news paper pieces pasting on the big chart (group activity).	Use the chart and draw a big ice cream and make the children tear and paste small pieces of old news papers and do collage of ice-cream and talk about it. (Ii- Ice- Cream).	Justified <input type="checkbox"/>

Home work: English: Picture reading Rd pg 11.

Teacher Assessment:

Smiley for today's involvement, learning and enjoyment of teacher and students.



With the best knowledge & Imaan, I rate my accomplishment today as

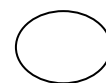


When	What	How	Work done
Day 54 11 th Sep	Deeniyat: Introduction of suratul fatiha ayaat no 5.	Introduction of suratul fatiha ayaat no 5.	Justified <input type="checkbox"/>
	English: a) Conversation questions: Recap of Q. no 4-6. b) Rhymes: Introduction of new rhyme 'Johnny Johnny'. c) Recap of strokes and curves. d) Recap of letters 'Aa'-'Ii'. e) Activity book pg 21.	a) Talk to the child on Islamic greeting and informal talk. Recap of Q. no 4-6. b) Rhymes: Introduction of new rhyme 'Johnny Johnny'. With actions. c) Recap of strokes and curves. d) Recap of letter 'Aa'-'Ii' with phonic sound, strokes, and objects using flex, flash card, sand tray, black board and slate practice. Rd pg 1-11. e) Assignment book pg 21, tracing and thumb printing.	Justified <input type="checkbox"/>
	Math: a) Recap of number 1-6, intro of no-7. b) Recap of oral counting 1 to 20. c) Slate practice.	a) Recap of number 1-6 and introduction of no-7, using flash card and flex. b) Recap oral counting 1-20, on black board. c) Recap shapes, circle and triangle by showing models.	Justified <input type="checkbox"/>
	E.V.S: a) Recap of 'Transport'. b) Introduction of colour 'Blue'.	a) Recap of 'Transport' through informal talk, conversation questions, using flex, black board, picture card.... b) Introduction of colour 'Blue', by showing blue colour objects, informal talk and decorating the class with blue colour things.	Justified <input type="checkbox"/>
	Break time:	Islamic etiquette of eating and practical demo.	Justified <input type="checkbox"/>
	Games: Indoor free play.	Provide the material in the classroom - puzzles, inserting blocks, beads, And allow them to play freely in the class.	Justified <input type="checkbox"/>
	Activity: Role play of Johnny Johnny rhyme.	Teacher to involve the students and have the role play of Johnny Johnny rhyme and help them recite it by having fun.	Justified <input type="checkbox"/>

Home work: English: Picture reading Rd pg 1-11.

Teacher Assessment:

Smiley for today's involvement, learning and enjoyment of teacher and students.



With the best knowledge & Imaan, I rate my accomplishment today as



When	What	How	Work done
Day 55 12 th Sep	Deeniyat: Recap of suratul fatiha ayaat no 1-5.	Recap of suratul fatiha ayaat no 1-5.	Justified <input type="checkbox"/>
	English: a) Conversation questions: Recap of Q. no 4-7. b) Rhymes: Recap of rhyme 'Johnny Johnny'. c) Recap of strokes and curves. d) Recap of letters 'Aa'-'Ii'. e) Reading Rd pg 1-11. f) Recap concept.	a) Talk to the child on Islamic greeting and informal talk. Recap of Q. no 4- 7. b) Recap of rhymes with actions. c) Recap of strokes and curves. d) Recap of letter 'Aa'-'Ii' with phonic sound, strokes, and objects using flex, flash card, sand tray, black board and slate practice, Rd pg 1-11. e) Recap concepts by showing objects and practical demo.	Justified <input type="checkbox"/>
	Math: a) Recap of number 5-7. b) Recap of oral counting 1 to 20. c) Activity book pg 70.	a) Recap of number 5-7, using objects in the classroom, informal talk black board and flex. b) Activity book pg 70 - trace number '7' given picture. https://youtu.be/-h5bVjeZcWo	Justified <input type="checkbox"/>
	E.V.S: a) Recap of 'Transport'. b) Recap of colour 'Blue'.	a) Recap of 'Transport' through informal talk, conversation questions, using flex, black board, picture card.... b) Recap of colour 'Blue', by showing different objects and informal talk.	Justified <input type="checkbox"/>
	Break time:	Islamic etiquette of eating and practical demo.	Justified <input type="checkbox"/>
	Games: Outdoor free play.	Provide the material in the classroom - puzzles, inserting blocks, beads, And allow them to play freely in the class.	Justified <input type="checkbox"/>
	Activity: Matching picture cards and letter cards.	Spread all the picture cards and letters cards on the floor and ask the children to pair letter with its objects like - Letter Aa - Apple, Bb - Ball Involve all the students and teacher to move around and facilitate them.	Justified <input type="checkbox"/>
Home work: English: Picture reading Rd pg 1-11.			

Teacher Assessment:

Smiley for today's involvement, learning and enjoyment of teacher and students.



With the best knowledge & Imaan, I rate my accomplishment today as



When	What	How	Work done
Day 56 13 th Sep	Deeniyat: Introduction of hurf-e-tahajji ح-ح	Introduction of hurf-e-tahajji ح-ح	Justified <input type="checkbox"/>
	English: a) Conversation questions: Recap of Q. no's 1-7 and Introduction of Q.8. b) Rhymes: Recap of rhyme with actions. c) Recap of the concept open x close. d) Recap of letters 'Aa'-'Ii'.	a) Talk to the child on Islamic greeting and informal talk. Recap of Q. no 1- 7 and Introduction of Q.8. What is your mother's mobile number? A. My mother's mobile number is_____. b) Recap of rhymes. c) Introduction of the concept open x close, by showing models, informal talk, practical demo (door and windows). d) Recap of letters 'Aa'-Ii' with phonic sound, strokes, and objects using flex, flash card, sand tray, black board and slate practice, Rd pg 1-11.	Justified <input type="checkbox"/>
	Math: a) Recap of numbers 1-7. b) Recap of oral counting 1 to 20. c) Reader pg 8.	a) Recap of number 1-7, by showing flash cards and flex. b) Recap oral counting 1-20, on black board, c) Reader pg 8 - say and trace number 8.	Justified <input type="checkbox"/>
	E.V.S: a) Recap of colour 'Blue, Green, and Red'.	a) Recap of colours through informal talk, conversation questions, using flex, black board, picture card...	Justified <input type="checkbox"/>
	Break time:	Islamic etiquette of eating and practical demo.	Justified <input type="checkbox"/>
	Games: Outdoor free play.	Provide the material in the classroom - puzzles, inserting blocks, beads, And allow them to play freely in the class.	Justified <input type="checkbox"/>
	Activity: Number cards games..	Arrange all the numbers on the floor and ask the students to arrange in sequence and arrange the value of those numbers by searching different objects in the class room (1-7).	Justified <input type="checkbox"/>

Home work: English: Picture reading Rd pg 1-11.

Teacher Assessment:

Smiley for today's involvement, learning and enjoyment of teacher and students.



With the best knowledge & Imaan, I rate my accomplishment today as

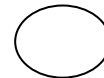


**Note: 14th September 2017 - Thursday
Field Trip.**

When	What	How	Work done
Day 57 14 th Sep	Field Trip (Shopping Mall and Park)	<ul style="list-style-type: none"> • To have recreation activity for students by taking them out of the school to a nearby park. • To help them associate classroom learning to practical life. • To revise topics. • To have fun and enjoyment. • To make the learning easy and fun, long lasting. 	Justified <input type="checkbox"/>

Teacher Assessment:

Smiley for today's involvement, learning and enjoyment of teacher and students.



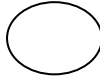
With the best knowledge & Imaan, I rate my accomplishment today as




When	What	How	Work done
Day 58 15 th Sep	Deeniyat: Recap of hurf-e-tahajji ا . ا .	Recap of hurf-e-tahajji ا . ا .	Justified <input type="checkbox"/>
	English: a) Conversation questions: Recap of Q. no's 5-8. b) Rhymes: Introduction of the new rhyme 'The Trees are Green'. c) Introduction of letter 'Jj' Rd pg 12.	a) Talk to the child on Islamic greeting and informal talk. Recap of Q. no 5-8. b) Rhymes: Introduction of the new rhyme 'The Trees are Green', with action rhymes Rd pg 8. c) Recap of letters 'Aa'-'Ii' and introduction of letter Jj with phonic sound, strokes, and objects using flex, flash card, sand tray, black board and slate practice, Rd pg 12.	Justified <input type="checkbox"/>
	Math: a) Recap of numbers 1-7. b) Recap of oral counting 1 to 20. c) Recap shapes, circle and triangle.	a) Recap of number 1-7, by showing flash cards and flex. b) Recap oral counting 1-20, on black board, c) Recap shapes, circle and triangle, by showing models.	Justified <input type="checkbox"/>
	E.V.S: a) Recap of 'Vegetables' and 'Fruits'. b) Recap of colour 'Blue'.	a) Recap of of 'Vegetables' and 'Fruits' through informal talk, conversation questions, using flex, black board, picture card... b) Recap of colour blue.	Justified <input type="checkbox"/>
	Break time:	Islamic etiquette of eating and practical demo.	Justified <input type="checkbox"/>
	Games: Indoor free play.	Provide the material in the classroom - puzzles, inserting blocks, beads, And allow them to play freely in the class.	Justified <input type="checkbox"/>
	Activity: Using different scrap material and making Joker.	Involve all the students and use the scrap available and make a funny joker and let the children have fun Jj - Joker.	Justified <input type="checkbox"/>

Home work: English: Picture reading Rd pg 12.

Teacher Assessment:

Smiley for today's involvement, learning and enjoyment of teacher and students. 

With the best knowledge & Imaan, I rate my accomplishment today as 

When	What	How	Work done
Day 59 18 th Sep	Deeniyat: Introduction of islaami maloomaat sawaal no - 4.	Introduction of islaami maloomaat sawaal no - 4.	Justified <input type="checkbox"/>
	English: a) Conversation questions: Recap of Q. no's 6-8. b) Recap of the rhymes. c) Recap of letters 'Aa-Jj'. d) Activity book pg 22.	a) Talk to the child on Islamic greeting and informal talk. Recap of Q. no 6-8. b) Recap of the rhymes with actions. c) Recap of letters 'Aa-Jj' with phonic sound, strokes, and objects using flex, flash card, sand tray, black board and slate practice 1-12. d) Activity book pg 22, trace letter Jj and vegetable printing.	Justified <input type="checkbox"/>
	Math: a) Recap of numbers 1-7. b) Recap of oral counting 1 to 20. c) Recap shapes, circle and triangle.	a) Recap of numbers 1-7, using objects in the classroom, informal talk, black board and flex. b) Recap oral counting 1-20, on black board, c) Recap shapes, circle and triangle, by showing models.	Justified <input type="checkbox"/>
	E.V.S: a) Introduction of new topic 'Home Appliances'.	a) Introduction of topic 'Home Appliance' through informal talk, conversation questions, using flex, black board, picture card....models. https://youtu.be/R6NTwAGbdTA	Justified <input type="checkbox"/>
	Break time:	Islamic etiquette of eating and practical demo.	Justified <input type="checkbox"/>
	Games: Indoor free play.	Provide the material in the classroom - puzzles, inserting blocks, beads, And allow them to play freely in the class.	Justified <input type="checkbox"/>
	Activity: Show and tell.	Show and tell activity - Show the models of Home Appliances and allow the students to show any appliance and talk about it (recollect their home and say an experience - Teacher's to facilitate).	Justified <input type="checkbox"/>
	Home work: English: Picture reading Rd pg 1-12.		

Teacher Assessment:

Smiley for today's involvement, learning and enjoyment of teacher and students.



With the best knowledge & Imaan, I rate my accomplishment today as



When	What	How	Work done
Day 60 19 th Sep	Deeniyat: Recap of islaami maloomat no 1-4.	Recap of islaami maloomat no 1-4.	Justified <input type="checkbox"/>
	English: a) Conversation questions: Recap of Q. no's 6-8. b) Rhymes: Recap of the rhyme 'The Trees are Green'. c) Recap of the concept open x close. d) Recap of letters 'Aa-Jj'. e) Introduction of new concept fat x thin.	a) Conversation questions: Recap of Q. no's 6-8. b) Recap of rhymes with action. c) Recap of the concept open x close, thorough informal talk. d) Recap of letters 'Aa-Jj' with phonic sound, strokes, and objects using flex, flash card, sand tray, black board and slate practice. e) Introduction of new concept fat x thin through picture actions, involving students, models.	Justified <input type="checkbox"/>
	Math: a) Recap of numbers 1-7 and introduction of no-8. b) Recap of oral counting 1 to 20. c) Slate practice.	a) Recap of numbers 1-7 and introduction of number '8' using objects in the classroom, informal talk, black board and flex. b) Recap oral counting 1-20, on black board, c) Slate practice no - 8.	Justified <input type="checkbox"/>
	E.V.S: a) Recap of 'Home Appliances'. b) Recap of colours 'Red', 'Blue' and 'Green'.	a) Recap of of 'Home Appliances' through informal talk, conversation questions, using flex, black board, picture card... b) Recap of colours 'Red', 'Blue' and 'Green', by showing objects.	Justified <input type="checkbox"/>
	Break time:	Islamic etiquette of eating and practical demo.	Justified <input type="checkbox"/>
	Games: Outdoor free play.	Provide the material in the classroom - puzzles, inserting blocks, beads,.... And allow them to play freely in the class.	Justified <input type="checkbox"/>
	Activity: Sand tray practice of numbers 8.	Sand tray practice of numbers 8.	Justified <input type="checkbox"/>
	Home work: English: Picture reading Rd pg 1-12.		

Teacher Assessment:

Smiley for today's involvement, learning and enjoyment of teacher and students.



With the best knowledge & Imaan, I rate my accomplishment today as



When	What	How	Work done
Day 61 20 th Sep	Deeniyat: Introduction of suratul fatiha ayaat no 6.	Introduction of suratul fatiha ayaat no 6.	Justified <input type="checkbox"/>
	English: a) Conversation questions: Recap of Q. no's 1-8 and Introduction of Q.9. b) Rhyme: Recap of rhymes. c) Recap of the concept fat x thin. d) Recap of letters 'Aa-Jj'.	a) Conversation questions: Recap of Q. no's 1-8 and introduction of Q.9. What do you say when you hurt someone? A. I am sorry! b) Rhyme: Recap of rhymes with actions. c) Recap of the concept fat x thin, using models. d) Recap of letters 'Aa-Jj' with phonic sound, strokes, and objects using flex, flash card, sand tray, black board and slate practice 1-12.	Justified <input type="checkbox"/>
	Math: a) Recap of numbers 1-8. b) Recap of oral counting 1 to 20. c) Recap shapes, circle and triangle. d) Activity book pg 71.	a) Recap of numbers 1-8, using objects in the classroom, informal talk, black board and flex. b) Recap oral counting 1-20, on black board, c) Recap shapes, circle and triangle, by showing models. d) Activity book pg 71 - Tracing and colouring.	Justified <input type="checkbox"/>
	E.V.S: a) Recap of 'Home Appliances'. b) Recap of colours 'Red', 'Blue' and 'Green'.	a) Recap of of 'Home Appliances' through informal talk, conversation questions, using flex, black board, picture card... b) Recap of colours 'Red', 'Blue' and 'Green', by showing objects.	Justified <input type="checkbox"/>
	Break time:	Islamic etiquette of eating and practical demo.	Justified <input type="checkbox"/>
	Games: Jumping in shape triangle.	Draw circle on the floor and have jumping activity.	Justified <input type="checkbox"/>
	Activity: Ants go marching rhyme by doing actions.	Ants go marching rhyme by doing actions - Involve all the students and do the actions by reciting the rhyme along with the students.	Justified <input type="checkbox"/>
Home work: English: Picture reading Rd pg 1-12.			

Teacher Assessment:

Smiley for today's involvement, learning and enjoyment of teacher and students.




With the best knowledge & Imaan, I rate my accomplishment today as



When	What	How	Work done
Day 62 21 st Sep	Deeniyat: Recap of suratul fatiha ayaat no - 1-6.	Recap of suratul fatiha ayaat no - 1-6.	Justified <input type="checkbox"/>
	English: a) Conversation questions: Recap of Q. no's 1-9. b) Rhyme: Introduction of rhyme 'Animal Sounds'. c) Recap of the concept fat x thin. d) Recap of letters 'Aa-Jj'. e) Picture reading Rd pg 1-12.	a) Conversation questions: Recap of Q. no's 1-9. b) Rhyme: Introduction of rhyme 'Animal Sounds'. c) Recap of the concept fat x thin. d) Recap of letters 'Aa-Jj' with phonic sound, strokes, and objects using flex, flash card, sand tray, black board and slate practice. e) Picture reading Rd pg 1-12. https://youtu.be/EA-fbT6oN2k	Justified <input type="checkbox"/>
	Math: a) Recap of numbers 1-8. b) Recap of oral counting 1 to 20 and introduction of numbers 21-25. c) Reader pg 9.	a) Recap of numbers 1-8, using objects in the classroom, informal talk, black board and flex. b) Recap oral counting 1-20, on black board, and introduction of numbers 21-25. c) Reader pg 9-Trac number '8'.	Justified <input type="checkbox"/>
	E.V.S: a) Recap of 'Home Appliances'. b) Recap of colours 'Red', 'Blue' and 'Green'.	a) Recap of 'Home Appliances' through informal talk, conversation questions, using flex, black board, picture card... b) Recap of colours 'Red', 'Blue' and 'Green'.	Justified <input type="checkbox"/>
	Break time:	Islamic etiquette of eating and practical demo.	Justified <input type="checkbox"/>
	Games: Indoor games.	Provide the material in the classroom - puzzles, inserting blocks, beads, And allow them to play freely in the class.	Justified <input type="checkbox"/>
	Activity: Animal sound game.	Animal sound game - make the children stand in circle and allow them to make sounds the first child will make a sound and the second child says the first sound of an animal, the second child will say the first sound and the other sound of an animal likewise all the children are involved and all the animal sounds are repeated and the teacher facilitates.	Justified <input type="checkbox"/>
Home work: English: Picture reading Rd pg 1-12.			

Teacher Assessment:

Smiley for today's involvement, learning and enjoyment of teacher and students. 

With the best knowledge & Imaan, I rate my accomplishment today as



When	What	How	Work done
Day 63 22 nd Sep	Deeniyat: Introduction of suratul fatiha ayaat no 7.	Introduction of suratul fatiha ayaat no 7.	Justified <input type="checkbox"/>
	English: a) Conversation questions: Recap of Q. no's 7-9. b) Rhymes: Recap of the rhymes. c) Recap of the concepts big x small, hot x cold, open x close, and Fat x Thin. d) Recap of letters 'Aa-Jj'. e) Introduction of letter 'Kk'.	a) Conversation questions: Recap of Q. no's 7-9. b) Recap of rhymes with actions. c) Recap of the concepts big x small, hot x cold, open x close, and Fat x Thin, through informal talk and practical demo, Q/A. d) Recap of letters 'Aa-Jj' and introduction of letter 'Kk' with phonic sound, strokes, and objects using flex, flash card, sand tray, black board and slate practice, Rd pg 13.	Justified <input type="checkbox"/>
	Math: a) Recap of numbers 1-8. b) Recap of oral counting 1 to 25. c) Recap of the shapes circle and triangle.	a) Recap of numbers 1-8, using objects in the classroom, informal talk, black board and flex. b) Recap oral counting 1-25, on black board. c) Recap shapes, circle and triangle, by showing models.	Justified <input type="checkbox"/>
	E.V.S: a) Recap of 'Home Appliances'. b) Recap of colours 'Red', 'Blue' and 'Green'. c) Activity book pg 102.	a) Recap of 'Home Appliances' through informal talk, conversation questions, using flex, black board, picture card... b) Recap of colours 'Red', 'Blue' and 'Green'. c) Activity book pg 102, colour the given Home Appliances.	Justified <input type="checkbox"/>
	Break time:	Islamic etiquette of eating and practical demo.	Justified <input type="checkbox"/>
	Games: Outdoor games - K is for Kick.	K is for Kick. Tomorrow we are going to play kickball, so today help children practice their kicking skills. Pair up children or have everyone make a large circle. Encourage children to kick the ball to their partner or to someone else in the circle. Emphasize the proper way to kick the ball, practice makes perfect, keep trying, etc.	Justified <input type="checkbox"/>
	Activity: Slate practice of letter Ii-Kk.	Slate practice of letters Ii-Kk.	Justified <input type="checkbox"/>
Home work: English: Picture reading Rd pg 1-13.			

Teacher Assessment:

Smiley for today's involvement, learning and enjoyment of teacher and students.



With the best knowledge & Imaan, I rate my accomplishment today as



When	What	How	Work done
Day 64 25 th Sep	Deeniyat: Recap of suratul fatiha complete.	Recap of suratul fatiha complete.	Justified <input type="checkbox"/>
	English: a) Conversation questions: Recap of Q. no's 1-9. b) Rhymes: Recap of the rhymes. c) Recap of the concepts big x small, hot x cold, open x close, and fat x thin. d) Recap of letters 'Aa-Kk'. e) Activity book pg 23.	a) Conversation questions: Recap of Q. no's 1-9. b) Recap of rhymes with actions. c) Recap of the concepts big x small, hot x cold, open x close, and fat x thin, through informal talk and practical demo. d) Recap of letters 'Aa-Kk' with phonic sound, strokes, and objects using flex, flash card, sand tray, black board and slate practice. e) Activity book pg 23 - Trace the letter 'Kk' and reel printing in the kite.	Justified <input type="checkbox"/>
	Math: a) Recap of numbers 1-8. b) Recap of oral counting 1 to 25. c) Recap of the shapes circle and triangle.	a) Recap of numbers 1-8 using objects in the classroom, informal talk, black board and flex. b) Recap oral counting 1-25, on black board. c) Recap shapes, circle and triangle, by showing models.	Justified <input type="checkbox"/>
	E.V.S: a) Recap of 'Home Appliances'. b) Recap of colours 'Red', 'Blue' and 'Green'. c) Scrap book activity.	a) Recap of 'Home Appliances' through informal talk, conversation questions, using flex, black board, picture card... b) Recap of colours 'Red', 'Blue' and 'Green'.	Justified <input type="checkbox"/>
	Break time:	Islamic etiquette of eating and practical demo.	Justified <input type="checkbox"/>
	Games: Outdoor games.	K is for Kick Ball. Roll the ball to child as a pitcher would and encourage him to kick it as hard as he can and then run toward first base. Repeat for next child. Child on first base can run to second base, just like baseball.	Justified <input type="checkbox"/>
	Activity: Slate practice of letters 'Gg-Kk'.	Slate practice of letters 'Gg-Kk'.	Justified <input type="checkbox"/>
Home work: English: Picture reading Rd pg 1-13.			

Teacher Assessment:

Smiley for today's involvement, learning and enjoyment of teacher and students.



With the best knowledge & Imaan, I rate my accomplishment today as



When	What	How	Work done
Day 65 26 th Sep	Deeniyat: Recap of huruf-e-tahajji ذ-ل	Recap of huruf-e-tahajji ذ-ل	Justified <input type="checkbox"/>
	English: a) Conversation questions: Introduction of Q. 10. b) Rhymes: Recap of rhyme. c) Recap of letters 'Aa-Kk' Rd pg 13. d) Introduction of story 'Two wise Goats'.	a) Conversation questions: Introduction of Q. 10. What is the name of your school? A. The name of my school is _____. b) Rhymes: Introduction of the new rhyme 'The Moon', with actions, rhymes Rd pg 10. c) Recap of letters 'Aa-Kk' with phonic sound, strokes, and objects using flex, flash card, sand tray, black board and slate practice 13. d) Introduction of story 'Two wise Goats' using models, props, Q/A, informal conversation.	Justified <input type="checkbox"/>
	Math: a) Recap of numbers 1-8. b) Recap of oral counting 1 to 25. c) Recap of the shapes circle and triangle.	a) Recap of numbers 1-8 and introduction of number 9 using objects in the classroom, informal talk, black board and flex. b) Recap oral counting 1-25, on black board. c) Recap shapes, circle and triangle, by showing models.	Justified <input type="checkbox"/>
	E.V.S: a) Recap of 'Home Appliances'. b) Recap of colours 'Red', 'Blue' and 'Green'.	a) Recap of 'Home Appliances' through informal talk, conversation questions, using flex, black board, picture card... b) Recap of colours 'Red', 'Blue' and 'Green'.	Justified <input type="checkbox"/>
	Break time:	Islamic etiquette of eating and practical demo.	Justified <input type="checkbox"/>
	Games: Indoor games.	Provide the material in the classroom - puzzles, inserting blocks, beads, And allow them to play freely in the class.	Justified <input type="checkbox"/>
	Activity: Slate practice of numbers 1-8.	Slate practice of numbers 1-8.	Justified <input type="checkbox"/>

Home work: English : Picture reading Rd pg 1-13.

Teacher Assessment:

Smiley for today's involvement, learning and enjoyment of teacher and students.



With the best knowledge & Imaan, I rate my accomplishment today as



When	What	How	Work done
Day 66 27 th Sep	Deeniyat: Recap of hurf-e-tahajji ذ . 1+ Assingment 4.	Recap of hurf-e-tahajji ذ . 1+ Assingment 4.	Justified <input type="checkbox"/>
	English: a) Conversation questions: Recap of Q. no's 7-10. b) Rhymes: Recap of rhymes. c) Recap of letters 'Aa-Kk'. d) Recap concepts. e) Activity book pg 57.	a) Conversation questions: Recap of Q. no's 7-10. b) Recap of rhymes with actions. c) Recap of letters 'Aa-Kk' with phonic sound, strokes, and objects using flex, flash card, sand tray, black board and slate practice. d) Recap concepts by showing models. e) Activity book pg 57, fork printing and colouring.	Justified <input type="checkbox"/>
	Math: a) Recap of numbers 1-8. b) Recap of oral counting 1 to 25. c) Recap of the shapes circle and triangle.	a) Recap of numbers 1-8 using objects in the classroom, informal talk, black board and flex. b) Recap oral counting 1-25, on black board. c) Recap shapes, circle and triangle, by showing models.	Justified <input type="checkbox"/>
	E.V.S: a) Recap of 'My Body'. b) Picture talk.	a) Recap of 'My Body', through informal talk, conversation questions, using flex, black board, picture card... b) Picture talk.	Justified <input type="checkbox"/>
	Break time:	Islamic etiquette of eating and practical demo.	Justified <input type="checkbox"/>
	Games: Clay moulding.	Clay moulding - making strokes and curves. https://youtu.be/mBEJ5VFObIY	Justified <input type="checkbox"/>
	Activity: Slate practice of strokes and curves.	Slate practice of strokes and curves.	Justified <input type="checkbox"/>
Home work: English : Picture reading Rd pg 1-13.			

Teacher Assessment:

Smiley for today's involvement, learning and enjoyment of teacher and students.



With the best knowledge & Imaan, I rate my accomplishment today as



When	What	How	Work done
Day 67-68 28 th & 29 th Sep	SA 1 Revision.	SA 1 Revision - Ref: Portion paper and revision booklet.	Justified <input type="checkbox"/>

Teacher Assessment:

Smiley for today's involvement, learning and enjoyment of teacher and students.



With the best knowledge & Imaan, I rate my accomplishment today as



**30th September 2017 - Saturday
Dussera Holiday.**