

Day wise plan for the month of September 2017

Class - Play Group- Maharashtra

When	What	How	Work done
Day 50 1 st Sept	Audio Visual Session.	<ul style="list-style-type: none"> To have fun and enjoyment. To make and learning easy and interesting. To make them aware about etiquettes and good morals through stories. 	Justified <input type="checkbox"/>

Teacher Assessment:

Smiley for today's involvement, learning and enjoyment of teacher and students. ○

With the best knowledge & Imaan, I rate my accomplishment today as

10

Note: 2nd - 4th September

Id-ul-Adha Holidays.

When	What	How	Work done
5 th Sept	Teacher's Day Celebration. Puppet show + Fancy Dress show.	<ul style="list-style-type: none"> To have fun and enjoyment. To make and learning easy and interesting. To make them aware about etiquettes and good morals through stories. To make the children enjoy the Fancy Dress Show. 	Justified <input type="checkbox"/>

Teacher Assessment:

Smiley for today's involvement, learning and enjoyment of teacher and students. ○

With the best knowledge & Imaan, I rate my accomplishment today as

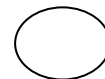
10

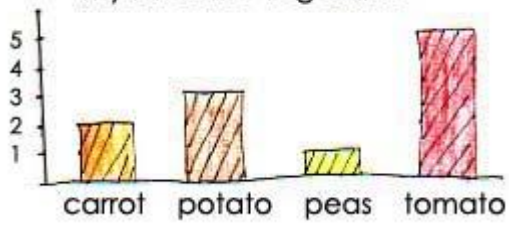
When	What	How	Workdone
Day 51 6 th Sep	Deeniyat - Assignment.	Assignment 3 thumb printing pg no-22.	Justified <input type="checkbox"/>
	English: a) Conversation questions 1-4 b) Rhymes: Recap c) Letters: Recap d) Recap	a) Conversation questions: Islamic greetings, informal talk and recap conversation question 1-4 with correct pronunciation. b) Rhymes: Recap of rhyme with body actions, voice modulation and correct pronunciation. c) Letters: Recap of letter 'Aa-Hh' by showing objects, a toy, informal talk and sand paper flash cards of letter and flex, show and tell activity. d) Recap of concept Hot and Cold - using picture, classroom material, body actions, flex and flash card.	Justified <input type="checkbox"/>
	Math: a) Recap b) Introduction c) Recap	a) Recap of no. 1-3 using objects, charts and flashcards. b) Introduction of number 4 by using classroom material, flex and flash card. c) Recap of oral counting 1 -5.	Justified <input type="checkbox"/>
	EVS: a) Recap of topic 'Vegetables'	a) Recap of topic 'Vegetables' by showing real vegetables, informal talk, pictures cards, flex and flash cards. Talking about it to the children, the nutritive value of vegetables, good healthy habits and conversation questions.	Justified <input type="checkbox"/>
	Break time	Islamic etiquettes of eating.	Justified <input type="checkbox"/>
	Games: Arranging letters	Arranging letters and objects pictures.	Justified <input type="checkbox"/>
	Activity: Set up a Vegetable Sand	Provide the children plastic fruits, a cash register, play money and bags. Create name cards "seller", "buyer" and "cashier" for children to wear around their neck. Encourage the children for buy, sell and pack the vegetables. The children can take turns being a buyer, seller or cashier.	Justified <input type="checkbox"/>

Teacher Assessment:

Smiley for today's involvement, learning and enjoyment of teacher and students.

With the best knowledge & Imaan, I rate my accomplishment today as



When	What	How	Workdone
Day 52 7 th Sep	Deeniyat: Recap.	Recap.	Justified <input type="checkbox"/>
	English: a) Conversation questions 1- 4 b) Rhymes: Recap c) Letters: Recap d) Recap opposite. e) Recap strokes.	a) Conversation questions: Islamic greetings, informal talk and recap conversation question 1- 4 with correct pronunciation. b) Rhymes: Recap of with body actions, voice modulation and correct pronunciation. c) Letters: Recap of letter 'Aa-Hh' by showing objects, informal talk and sand paper flash cards of letters and flex, show and tell activity. d) Recap of concept Hot and Cold - using picture, classroom material, body actions, flex and flash card. e) Recap strokes — \ / .	Justified <input type="checkbox"/>
	Math: a) Recap numbers recognition b) Recap oral counting.	a) Recap of no. 1-4 using objects, charts and flashcards. b) Recap of oral counting 1 -5.	Justified <input type="checkbox"/>
	EVS: a) Recap of topic 'Vegetables'	a) Recap of topic 'Vegetables' by showing real vegetables, informal talk, pictures cards, flex and flash cards. Talking about it to the children, the nutritive value of vegetables, good healthy habits and conversation questions.	Justified <input type="checkbox"/>
	Break time	Islamic etiquettes of eating + Fruity Friday.	Justified <input type="checkbox"/>
	Activity: Favorite Vegetable Graph	<p style="text-align: center;">My favourite vegetable</p>  <p style="text-align: center;">carrot potato peas tomato</p> <p>Favorite Vegetable Bar Graph. Ask children their favorite vegetable. List some vegetables on the cardboard. Count how many children like the particular vegetable. Graph the number of children. Hang the poster on the wall</p>	Justified <input type="checkbox"/>
Teacher Assessment: Smiley for today's involvement, learning and enjoyment of teacher and students.			
With the best knowledge & Imaan, I rate my accomplishment today as			
<input type="checkbox"/> 10 <input type="checkbox"/>			


When	What		Workdone
Day 53 8 th Sep	Deeniyat: Introduction of Nuqte.	Introduction of Nuqte 2 nd line	Justified <input type="checkbox"/>
	English: a) Conversation questions 1-4 b) Rhymes: Recap c) Letters: Introduction of Letter Ii d) Matching	a) Conversation questions: Islamic greetings, informal talk and recap conversation question 1-4 with correct pronunciation. b) Rhymes: Recap of with body actions, voice modulation and correct pronunciation. c) Letters: Introduction of letter 'Ii' by showing objects, informal talk and sand paper flash cards of letters and flex, show and tell activity. d) Matching letters with picture card (Flash card). https://youtu.be/hq3yfQnllfQ	Justified <input type="checkbox"/>
	Math: a) Recap of no.1-4 b) Recap of oral counting 1 -5	a) Recap of no. 1-4 using objects, charts and flashcards. b) Recap of oral counting 1 -5.	Justified <input type="checkbox"/>
	EVS: a) Recap of topic 'Vegetables'	a) Recap of topic 'Vegetables' by showing real vegetables, informal talk, pictures cards, flex and flash cards. Talking about it to the children, the nutritive value of vegetables, good healthy habits and conversation questions.	Justified <input type="checkbox"/>
	Break time	Islamic etiquettes of eating.	Justified <input type="checkbox"/>
	Games: Organized games	Organized games - matching numbers with values.	Justified <input type="checkbox"/>
	Activity: old newspaper pieces posting on the big chart (group activity).	Use the chart and draw a big ice cream and make the children tear and paste small pieces of old newspapers and do collage of ice-cream and talk about it. (Ii - Ice-Cream).	Justified <input type="checkbox"/>
Teacher Assessment: Smiley for today's involvement, learning and enjoyment of teacher and students. With the best knowledge & Imaan, I rate my accomplishment today as <div style="display: flex; justify-content: flex-end; align-items: center; margin-top: 10px;"> <div style="border: 1px solid black; padding: 2px; margin-right: 10px;">10</div> <div style="border: 1px solid black; border-radius: 50%; width: 30px; height: 30px; margin-left: 20px;"></div> </div>			

When	What	How	Workdone
Day 54 11 th Sep	Deeniyat: Assignment.	Assignment 4 fingertip printing. Pg no-23.	Justified <input type="checkbox"/>
	English: a) Conversation questions 1-4 b) Rhymes: Recap c) Letters: Recap d) Recap opposites.	a) Conversation questions: Islamic greetings, informal talk and recap conversation question 1-4 with correct pronunciation. b) Rhymes: Recap of rhyme with body actions and correct pronunciation. c) Letters: Recap of letter 'Aa-Ii' by showing objects, informal talk and sand paper flash cards of letters and flex, show and tell activity. d) Recap of concept Hot and Cold - using picture, classroom material, body actions, flex and flash card.	Justified <input type="checkbox"/>
	Math: a) Recap of no. 1-4 b) Recap oral counting.	a) Recap of no. 1-4 using objects, charts and flashcards. b) Recap of oral counting 1 -5 by doing actions and clapping.	Justified <input type="checkbox"/>
	Evs: a) Recap of topic 'Vegetables'	a) Recap of topic 'Vegetables' by showing real vegetables, informal talk, pictures cards, flex and flash cards. Talking about it to the children, the nutritive value of vegetables, good healthy habits and conversation questions.	Justified <input type="checkbox"/>
	Break time	Islamic etiquettes of eating + vegetable salad activity	Justified <input type="checkbox"/>
	Games: Indoor free play.	Provide the material in the classroom - puzzles, inserting blocks, beads,... And allow them to play freely in the class.	Justified <input type="checkbox"/>
	Activity: Show and tell activity	Show and tell activity (provide fruits and vegetable flash card to the students, allow them to talk about each by showing.	Justified <input type="checkbox"/>

Teacher Assessment:

Smiley for today's involvement, learning and enjoyment of teacher and students.

With the best knowledge & Imaan, I rate my accomplishment today as



When	What	How	Workdone
Day 55 12 th Sep	Deeniyat: Recap Islammī Maloomat.	Recap of Islaami maloomat sawaal no- 2.	Justified <input type="checkbox"/>
	English: a) Conversation questions 1-4 b) Rhymes: Recap c) Letters: Recap d) Story: Recap of the story 'The Rabbit and the Tortoise'	a) Conversation questions: Islamic greetings, informal talk and recap conversation question 1-4 with correct pronunciation. b) Rhymes: Recap of rhyme 'The Cat in the Cupboard' with body actions and correct pronunciation. c) Letters: Recap of letter 'Aa-Ii' by showing objects, informal talk and sand paper flash cards of letters and flex, show and tell activity. d) Story: Recap of the story 'The Rabbit and the Tortoise' using sand tray technique.	Justified <input type="checkbox"/>
	Math: a) Recap of no. 1-4 b) Recap oral counting.	a) Recap of no. 1-4 using objects, charts and flashcards. b) Recap of oral counting 1 -5 by doing actions and clapping. https://youtu.be/-h5bVjeZcWo	Justified <input type="checkbox"/>
	EVS: a) Recap Vegetables.	a) Recap of topic vegetables by show in real vegetables, informal talk, pictures cards, flex and flash cards. Talking about it to the children, the nutritive value of vegetables, good healthy habits and conversation questions.	Justified <input type="checkbox"/>
	Break time Fruity Friday.	Islamic etiquettes of eating + Fruity Friday.	Justified <input type="checkbox"/>
	Game: Indoor free play	Indoor free play.	Justified <input type="checkbox"/>
	Activity: Matching picture cards and letter cards.	Spread all the picture cards and letters cards on the floor and ask the children to pair letter with its objects like letter Aa - Apple, Bb - Ball Involve all the students and teacher to move around and facilitate them.	Justified <input type="checkbox"/>
Teacher Assessment: Smiley for today's involvement, learning and enjoyment of teacher and students. With the best knowledge & Imaan, I rate my accomplishment today as			
			<input type="checkbox"/> 10 <input type="checkbox"/>

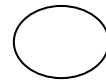
When	What	How	Workdone
Day 56 13 th Sep	Deeniyat: Recap.	Recap.	Justified <input type="checkbox"/>
	English: a) Conversation questions 1-4 b) Rhymes: Recap c) Letters: Recap d) Story: Recap	a) Conversation questions: Islamic greetings, informal talk and recap conversation question 1-4 with correct pronunciation. b) Rhymes: Recap of rhyme with body actions and correct pronunciation. c) Letters: Recap of letter 'Aa-Ii' and introduction of 'Jj' by showing objects, informal talk and sand paper flash cards of letters and flex, show and tell activity. d) Story: Recap of the story 'The Rabbit and the Tortoise' using sand tray technique. e) Recap of concept hot and cold by showing real objects.	Justified <input type="checkbox"/>
	Math: a) Recap of no. 1-4 b) Recap oral counting.	a) Recap of no. 1-4 using objects, charts and flashcards. b) Recap of oral counting 1 -5 by doing actions and hopping.	Justified <input type="checkbox"/>
	Evs: a) Recap Vegetables.	a) Recap of topic vegetables by showing real vegetables, informal talk, pictures cards, flex and flash cards. Talking about it to the children, the nutritive value of vegetables, good healthy habits and conversation questions.	Justified <input type="checkbox"/>
	Break time	Islamic etiquettes of eating	Justified <input type="checkbox"/>
	Games: Warm up exercise	Warm up exercise (physical activity).	Justified <input type="checkbox"/>
	Activity: Number cards games.	Arrange all the numbers on the floor and ask the students to arrange in sequence and arrange the value of those numbers by searching different objects in the class room (1-4).	Justified <input type="checkbox"/>
Teacher Assessment: Smiley for today's involvement, learning and enjoyment of teacher and students. With the best knowledge & Imaan, I rate my accomplishment today as <div style="float: right; text-align: right;"> <input type="checkbox"/> <input type="checkbox"/> <input type="checkbox"/> <input type="checkbox"/> <input type="checkbox"/> <input type="checkbox"/> <input type="checkbox"/> <input type="checkbox"/> <input type="checkbox"/> <input type="checkbox"/> </div>			

Note: Make a note in the diary about next day's Field Trip.

When	What	How	Work done
Day 57 14 th Sep	Field Trip (Shopping Mall and Park)	<ul style="list-style-type: none"> • To have recreation activity for students by taking them out of the school to a nearby park. • To help them associate classroom learning to practical life. • To revise topics - Transport, Clothes, Fruits, Vegetable and Home Appliances. • To have fun and enjoyment. • To make the learning easy and fun, long lasting. 	Justified <input type="checkbox"/>


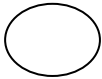
Teacher Assessment:

Smiley for today's involvement, learning and enjoyment of teacher and students.



With the best knowledge & Imaan, I rate my accomplishment today as



When	What	How	Workdone
Day 58 15 th Sep	Deeniyat: Recap.	Recap.	Justified <input type="checkbox"/>
	English: a) Conversation questions 1-4 b) Rhymes: Recap c) Letters: Recap d) Story: Recap e) Recap concept.	a) Conversation questions: Islamic greetings, informal talk and recap conversation question 1-4 with correct pronunciation and introduction of Q.5. b) Rhymes: Recap of rhyme with body actions and correct pronunciation. c) Letters: Recap of letter 'Aa-Jj' by showing objects, informal talk and sand paper flash cards of letters and flex, show and tell activity. d) Story: Recap of the story 'The Rabbit and the Tortoise' using sand tray technique. e) Recap of concept hot and cold by showing real objects.	Justified <input type="checkbox"/>
	Math: a) Recap Numbers. b) Recap Oral counting and introduction 6 - 10.	a) Recap of no. 1-4 using objects, charts and flashcards. b) Recap of oral counting 1 -5. c) Introduction of oral counting 6-10 by doing actions clapping, hopping...	Justified <input type="checkbox"/>
	EVS: a) Recap of topic vegetables b) Recap of colour 'Green'.	a) Recap of topic vegetables by showing real vegetables, informal talk, pictures cards, flex and flash cards. Talking about it to the children, the nutritive value of vegetables, good healthy habits and conversation questions. b) Recap of colour 'Green' by showing different objects available in the calssroom.	Justified <input type="checkbox"/>
	Break time	Islamic etiquettes of eating.	Justified <input type="checkbox"/>
	Games: Outdoor free play.	Outdoor free play.	Justified <input type="checkbox"/>
	Activity: Using different scrap material and making joker.	Involve all the students and use the scrap available and make a funny joker and let the children have fun - Joker	Justified <input type="checkbox"/>
Teacher Assessment: Smiley for today's involvement, learning and enjoyment of teacher and students. With the best knowledge & Imaan, I rate my accomplishment today as <div style="float: right; text-align: right;">   </div>			

When	What	How	Workdone
Day 59 18 th Sep	Deeniyat: Recap	Recap of Nuqte 1 st and 2 nd line.	Justified <input type="checkbox"/>
	English: a) Conversation questions 1-5 b) Rhymes: Recap c) Letters: Recap d) Story: Recap e) Recap concept.	a) Conversation questions: Islamic greetings, informal talk and recap conversation question 1-5 with correct pronunciation. b) Rhymes: Recap of rhyme with body actions and correct pronunciation. c) Letters: Recap of letter 'AaJj' by showing objects, informal talk and sand paper flash cards of letters and flex, show and tell activity. d) Story: Recap of the story 'The Rabbit and the Tortoise' using sand tray technique. e) Recap of concept hot and cold by showing real objects.	Justified <input type="checkbox"/>
	Math: a) Recap numbers. b) Recap oral counting.	a) Recap of no. 1-4 using objects, charts and flashcards. b) Recap of oral counting 1 -10.	Justified <input type="checkbox"/>
	Evs: a) Recap of topic vegetables b) Recap of colour 'Green'.	a) Recap of topic vegetables by showing real vegetables, informal talk, pictures cards, flex and flash cards. Talking about it to the children, the nutritive value of vegetables, good healthy habits and conversation questions. b) Recap of colour 'Green' by showing different objects available in the calssroom. https://youtu.be/R6NTwAGbdTA	Justified <input type="checkbox"/>
	Break time	Islamic etiquettes of eating.	Justified <input type="checkbox"/>
	Games: Warm up exercise	Warm up exercise.	Justified <input type="checkbox"/>
	Activity: Show and tell	Show all tell activity - Show the models of Fruits and Vegetables and allow the students to show and talk about it (recollect their home and say an experience - Teachers to facilitate).	Justified <input type="checkbox"/>

Teacher Assessment:

Smiley for today's involvement, learning and enjoyment of teacher and students.

With the best knowledge & Imaan, I rate my accomplishment today as



When	What	How	Workdone
Day 60 19 th Sep	Deeniyat: Assignment -5	Assignment -5 fingertip printing pg no-24.	Justified <input type="checkbox"/>
	English: a) Conversation questions 1-5 b) Rhymes: Recap c) Letters: Recap d) Story: Recap e) Recap concept.	a) Conversation questions: Islamic greetings, informal talk and recap conversation question 1-5 with correct pronunciation. b) Rhymes: Recap of rhyme with body actions and correct pronunciation. c) Letters: Recap of letter 'Aa-Jj' by showing objects, informal talk and sand paper flash cards of letters and flex, show and tell activity. d) Story: Recap of the story 'The Rabbit and the Tortoise' using sand tray technique. e) Recap of concept hot and cold by showing real objects.	Justified <input type="checkbox"/>
	Math: a) Recap numbers. b) Recap oral counting.	a) Recap of no. 1-4 using objects, charts and flashcards and introduction of no '5' using objects. b) Recap of oral counting 1 -10	Justified <input type="checkbox"/>
	Evs: a) Recap of topic vegetables b) Recap of colour 'Green'.	a) Recap of topic vegetables by showing real vegetables, informal talk, pictures cards, flex and flash cards. Talking about it to the children, the nutritive value of vegetables, good healthy habits and conversation questions. b) Recap of colour 'Green' by showing different objects available in the calssroom.	Justified <input type="checkbox"/>
	Break time	Islamic etiquettes of eating + Fruity Friday.	Justified <input type="checkbox"/>
	Games: Outdoor free play	Provide the material in the classroom - puzzles, inserting blocks, beads, ... and allow them to play freely in the class.	Justified <input type="checkbox"/>

Teacher Assessment:

Smiley for today's involvement, learning and enjoyment of teacher and students.

With the best knowledge & Imaan, I rate my accomplishment today as

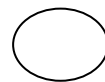


When	What	How	Workdone
Day 61 20 th Sep	Deeniyat: Introduction of Nuqte.	Introduction of Nuqte complete.	Justified <input type="checkbox"/>
	English: a) Conversation questions 1-5 b) Letters: Recap c) Story: Recap d) Strokes: Introduction	a) Conversation questions: Islamic greetings, informal talk and recap conversation question 1-5 with correct pronunciation. b) Rhymes: Recap of rhyme with body actions and correct pronunciation and introduction of 'Five Little Parrots'. c) Letters: Recap of letter 'Aa-Jj' by showing objects, informal talk and sand paper flash cards of letters and flex, show and tell activity. d) Story: Recap of the story 'The Rabbit and the Tortoise' using sand tray technique. e) Recap of concept hot and cold by showing real object. f) Strokes: Introduction of up and down pattern '^/\':	Justified <input type="checkbox"/>
	Math: a) Recap numbers. b) Recap oral counting.	a) Recap of no. 1-5 using objects, charts and flashcards. b) Recap of oral counting 1 -10.	Justified <input type="checkbox"/>
	EVS: a) Introduction of topic 'Clothes'	a) Introduction of topic 'Clothes' by showing real clothes of the students and some sample clothes, informal talk, pictures cards, flex and flash cards. Talking about it to the children, why do we wear and cover our body, seasonal clothes, daily formal and casual and conversation questions.	Justified <input type="checkbox"/>
	Break time	Islamic etiquettes of eating.	Justified <input type="checkbox"/>
	Activity: Sand tray practice '^/\ ' strokes up and down pattern.	Sand tray practice '^/\ ' strokes up and down pattern.	Justified <input type="checkbox"/>

Teacher Assessment:

Smiley for today's involvement, learning and enjoyment of teacher and students.

With the best knowledge & Imaan, I rate my accomplishment today as




When	What	How	Workdone
Day 62 21 st Sep	Deeniyat: Recap.	Recap.	Justified <input type="checkbox"/>
	English: a) Conversation questions 1-5 b) Rhymes: Recap c) Letters: Recap d) Story: Recap	a) Conversation questions: Islamic greetings, informal talk and recap conversation question 1-5 with correct pronunciation. b) Rhymes: Recap of rhyme with body actions and correct pronunciation. c) Letters: Recap of letter 'Aa-Jj' by showing objects, informal talk and sand paper flash cards of letters and flex, show and tell activity. d) Story: Recap of the story 'The Rabbit and the Tortoise' using sand tray technique. https://youtu.be/EA-fbT6oN2k	Justified <input type="checkbox"/>
	Math: a) Recap numbers. b) Recap oral counting.	a) Recap of no. 1-5 using objects, charts and flashcards. b) Recap of oral counting 1 -10.	Justified <input type="checkbox"/>
	EVS: a) Recap Clothes.	a) Recap of topic clothes by showing real clothes of the students and some sample clothes, informal talk, pictures cards, flex and flash cards. Talking about it to the children, why do we wear and cover our body, seasonal clothes, daily formal and casual and conversation questions.	Justified <input type="checkbox"/>
	Break time	Islamic etiquettes of eating.	Justified <input type="checkbox"/>
	Games: Clapping and oral	Clapping & oral counting of numbers 1-10	Justified <input type="checkbox"/>
	Activity: Animal sound game.	Animal sound game - make the children stand in circle and allow them to make sounds the first child will make a sound of an animal, the second child will say the first sound and the other sound of an animal likewise all the children are involved and all the animal sound are repeated and the teacher facilitates.	Justified <input type="checkbox"/>
Teacher Assessment: Smiley for today's involvement, learning and enjoyment of teacher and students. With the best knowledge & Imaan, I rate my accomplishment today as <input type="checkbox"/> 10 <input type="checkbox"/> s.			<input type="checkbox"/>

When	What	How	Workdone
Day 63 22 nd Sep	Deeniyat: Recap.	Recap.	Justified <input type="checkbox"/>
	English: a) Conversation questions 1-5 b) Rhymes: Recap c) Letters: Introduction d) Story: Recap of the story 'The Rabbit and the Tortoise' e) Recap	a) Conversation questions: Islamic greetings, informal talk and recap conversation question 1-5 with correct pronunciation. b) Rhymes: Recap of rhyme with body actions and correct pronunciation. c) Letters: Introduction of letter 'Kk' by showing objects kite, kettle, informal talk and sand paper flash cards of letters and flex. d) Story: Recap of the story 'The Rabbit and the Tortoise' using sand tray technique. e) Recap of concept big X small and hot X cold by showing real objects.	Justified <input type="checkbox"/>
	Math: a) Recap numbers b) Recap oral counting.	a) Recap of no. 1-5 using objects, charts and flashcards. b) Recap of oral counting 1 -10.	Justified <input type="checkbox"/>
	EVS: a) Recap b) Introduction of colour 'Blue'.	a) Recap of topic clothes by showing real clothes of the students and some sample clothes, informal talk, pictures cards, flex and flash cards. Talking about it to the children, why do we wear and cover our body, seasonal clothes, daily formal and casual and conversation questions. b) Introduction of colour 'Blue'.	Justified <input type="checkbox"/>
	Break time	Islamic etiquettes of eating.	Justified <input type="checkbox"/>
	Games: Outdoor games	Kick games Tomorrow we are going to play kickball, so today help children practice their kicking skills. Pair up children or have everyone make a large circle. Encourage children to kick the ball to their partner or to someone else in the circle. Emphasize the proper way to kick the ball, practice makes perfect, keep trying etc.	Justified <input type="checkbox"/>
	Activity: Assemble letter	Assemble letter 'Kk'.	Justified <input type="checkbox"/>

Teacher Assessment:

Smiley for today's involvement, learning and enjoyment of teacher and students.

With the best knowledge & Imaan, I rate my accomplishment today as

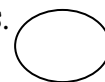


When	What	How	Workdone
Day 64 25 th Sep	Deeniyat - Assignment.	Assignment - 6 fingertip printing pg no-25.	Justified <input type="checkbox"/>
	English: a) Conversation questions 1-5 b) Rhymes: Recap c) Letters: Recap d) Story: Recap e) Recap concept.	a) Conversation questions: Islamic greetings, informal talk and recap conversation question 1-5 with correct pronunciation. b) Rhymes: Recap of rhyme with body actions and correct pronunciation. c) Letters: Recap of letter 'Kk' by showing objects informal talk and sand paper flash cards of letters and flex. d) Story: Recap of the story 'The Rabbit and the Tortoise' using sand tray technique. e) Recap of concept big X small and hot X cold by showing real objects.	Justified <input type="checkbox"/>
	Math: a) Recap numbers b) Recap oral counting.	a) Recap of no. 1-3 using objects, charts and flashcards. b) Recap of oral counting 1 -10.	Justified <input type="checkbox"/>
	EVS: a) Recap clothes b) Recap Blue colour.	a) Recap of topic clothes by showing real clothes of the students and some sample clothes, informal talk, pictures cards, flex and flash cards. Talking about it to the children, why do we wear and cover our body, seasonal clothes, daily formal and casual and conversation questions. b) Recap of colour 'BLUE' by showing different objects.	Justified <input type="checkbox"/>
	Break time	Islamic etiquettes of eating + fruity Friday.	Justified <input type="checkbox"/>
	Games: Indoor free play	Indoor free play.	Justified <input type="checkbox"/>
	Activity: Air writing and body writing of letter Aa-Kk.	Air writing and body writing of letter Aa-Kk.	Justified <input type="checkbox"/>
Teacher Assessment: Smiley for today's involvement, learning and enjoyment of teacher and students.			<input type="checkbox"/>
With the best knowledge & Imaan, I rate my accomplishment today as			<input type="checkbox"/> 10

When	What	How	Workdone
Day 65 26 th Sep	Deeniyat: Recap of Nuqte.	Recap of Nuqte.	Justified <input type="checkbox"/>
	English: a) Conversation questions 1-5 b) Letters: Recap c) Strokes d) Story: Recap e) Recap concept.	a) Conversation questions: Islamic greetings, informal talk and recap conversation question 1-5 with correct pronunciation. b) Letters: Recap of letter 'Aa - Kk' by showing objects informal talk and sand paper flash cards of letters and flex. c) Strokes: Introduction of down and up pattern '∇', using black board, sand tray, slate and make the children practice. d) Story: Recap of the story 'The Rabbit and the Tortoise' using sand tray technique. e) Recap of concept big X small and hot X cold by showing real object.	Justified <input type="checkbox"/>
	Math: a) Recap numbers. b) Recap oral counting.	a) Recap of no. 1-5 using objects, charts and flashcards. b) Recap of oral counting 1 -10.of no. 1-5 using objects, charts and flashcards. b) Recap of oral counting 1 -10.	Justified <input type="checkbox"/>
	EVS: a) Recap clothes b) Recap Blue colour.	a) Recap of topic clothes by showing real clothes of the students and some sample clothes, informal talk, pictures cards, flex and flash cards. Talking about it to the children, why do we wear and cover our body, seasonal clothes, daily formal and casual and conversation questions. b) Recap of colour 'BLUE' by showing different objects.	Justified <input type="checkbox"/>
	Break time	Islamic etiquettes of eating.	Justified <input type="checkbox"/>
	Games: Indoor games	Provide the material in the classroom - puzzles, inserting blocks, beads,... And allow them to play freely in the class.	Justified <input type="checkbox"/>
	Activity: Flash card matching	Flash card matching - match number to its value.	Justified <input type="checkbox"/>

Teacher Assessment:

Smiley for today's involvement, learning and enjoyment of teacher and students.



With the best knowledge & Imaan, I rate my accomplishment today as

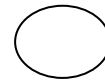


When	What	How	Workdone
Day 66 27 th Sep	Deeniyat: Recap.	Recap.	Justified <input type="checkbox"/>
	English: a) Conversation questions 1-5 b) Letters: Recap c) Strokes: Recap d) Story: Recap e) Recap concept.	a) Conversation questions: Islamic greetings, informal talk and recap conversation question 1-5 with correct pronunciation. b) Letters: Recap of letter 'Aa - Kk' by showing objects informal talk and sand paper flash cards of letters and flex. c) Strokes: Recap of strokes, using black board, sand tray, slate and make the children practice. d) Story: Recap of the story 'The Rabbit and the Tortoise' using sand tray technique. e) Recap of concept big X small and hot X cold by showing real object	Justified <input type="checkbox"/>
	Math: a) Recap numbers. b) Recap oral counting.	a) Recap of no. 1-5 using objects, charts and flashcards. b) Recap of oral counting 1 -10	Justified <input type="checkbox"/>
	EVS: a) Recap clothes. b) Recap colours.	a) Recap of topic clothes by showing real clothes of the students and some sample clothes, informal talk, pictures cards, flex and flash cards. Talking about it to the children, why do we wear and cover our body, seasonal clothes, daily formal and casual and conversation questions. b) Recap of colour 'BLUE'	Justified <input type="checkbox"/>
	Break time	Islamic etiquettes of eating	Justified <input type="checkbox"/>
	Games: Clay molding	Clay molding - making strokes and curves. https://youtu.be/mBEJ5VFObly	Justified <input type="checkbox"/>
	Activity: Flash card matching	Flash card matching - Letter with picture.	Justified <input type="checkbox"/>

Teacher Assessment:

Smiley for today's involvement, learning and enjoyment of teacher and students.

With the best knowledge & Imaan, I rate my accomplishment today as

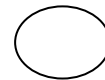



When	What	How	Workdone
Day 67 28 th Sep	Deeniyat: Assignment - 7	Assignment - 7, fingertip printing pg no - 27	Justified <input type="checkbox"/>
	English: a) Conversation questions 1-5 b) Letters: Recap c) Strokes: Recap d) Story: Recap e) Recap concept.	a) Conversation questions: Islamic greetings, informal talk and recap conversation question 1-5 with correct pronunciation and introduction of Q.6. b) Letters: Recap of letter 'Aa - Kk' by showing objects informal talk and sand paper flash cards of letters and flex. c) Strokes: Recap of strokes, using black board, sand tray, slate and make the children practice. d) Story: Recap of the story 'The Rabbit and the Tortoise' using sand tray technique. e) Recap of concept big X small and hot X cold by showing real object.	Justified <input type="checkbox"/>
	Math: a) Recap of no. 1-5 b) Recap oral counting.	a) Recap of no. 1-5 using objects, charts and flashcards. b) Recap of oral counting 1 -10.	Justified <input type="checkbox"/>
	EVS: a) Recap clothes. b) Recap colours.	a) Recap of topic clothes by showing real clothes of the students and some sample clothes, informal talk, pictures cards, flex and flash cards. Talking about it to the children, why do we wear and cover our body, seasonal clothes, daily formal and casual and conversation questions. b) Recap of colour 'BLUE'.	Justified <input type="checkbox"/>
	Break time	Islamic etiquettes of eating.	Justified <input type="checkbox"/>
	Games: Outdoor free play.	Outdoor free play.	Justified <input type="checkbox"/>
	Activity: Hindi rhyme for fun mai ek choti katputl iroona mujko aata nahin	Hindi rhyme for fun mai ek choti katputl iroona mujko aata nahin ...	Justified <input type="checkbox"/>

Teacher Assessment:

Smiley for today's involvement, learning and enjoyment of teacher and students.

With the best knowledge & Imaan, I rate my accomplishment today as



When	What	How	Workdone
Day 68 29 th Sep	Deeniyat: Recap.	Recap.	Justified <input type="checkbox"/>
	English: a) Conversation questions 1-5 b) Letters: Recap c) Strokes: Recap d) Story: Recap e) Recap concept.	a) Conversation questions: Islamic greetings, informal talk and recap conversation question 1-5 with correct pronunciation. b) Letters: Recap of letter 'Aa - Kk' by showing objects informal talk and sand paper flash cards of letters and flex. c) Strokes: Recap of Strokes, using black board, sand tray, slate and make the children practice. d) Story: Recap of the story 'The Rabbit and the Tortoise' using sand tray technique. e) Recap of concept big X small and hot X cold by showing real object.	Justified <input type="checkbox"/>
	Math: a) Recap numbers. b) Recap oral counting.	a) Recap of no. 1-5 using objects, charts and flashcards. b) Recap of oral counting 1 -10.	Justified <input type="checkbox"/>
	EVS: a) Recap clothes. b) Recap colours.	a) Recap of topic clothes by showing real clothes of the students and some sample clothes, informal talk, pictures cards, flex and flash cards. Talking about it to the children, why do we wear and cover our body, seasonal clothes, daily formal and casual and conversation questions. b) Recap of colour 'BLUE', by showing different objects.	Justified <input type="checkbox"/>
	Break time	Islamic etiquettes of eating.	Justified <input type="checkbox"/>
	Games: Indoor games.	Provide the material in the classroom puzzles, inserting blocks, bead,... And allow them to play freely in the class.	Justified <input type="checkbox"/>
	Activity: Clay moulding.	Clay moulding and making letters Aa-Kk.	Justified <input type="checkbox"/>
Home Work: English: Picture reading Rd pg 1-5. Note: Decorate class for the next day Blue day celebration.			
Teacher Assessment: Smiley for today's involvement, learning and enjoyment of teacher and students. 			
With the best knowledge & Imaan, I rate my accomplishment today as 