

Day wise plan for the month of September 2017

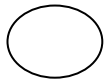

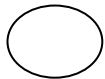
Class - PPI- Maharashtra

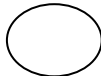

When	What	How	Work done
Day 57 1 st Sep	Deeniyat: Introduction of Suratul Fatiha Aayath no. 5	Introduction of Suratul Fatiha Aayath no. 5 Refer Rd pg. 10	Justified <input type="checkbox"/>
	English: a) Recap of rhymes. b) Recap of opposite. c) Recap of letters Aa-Ff. d) Activity book pg 47.	a) Recap of rhymes with actions. b) Recap of opposite - Fat x Thin, Big x Small. c) Recap of letters Aa-Ff, Rd pg 1-8. d) Activity book pg 47 -Colour the Tall building.	Justified <input type="checkbox"/>
	Math: a) Recap of oral counting 1-30. b) Recap of numbers 1-15 with values. c) Slate practice 1-6. d) Rd pg 25.	a) Recap of oral counting 1-30 b) Recap of numbers 1-15 with values using black board and flex c) Slate practice 1-6. d) Rd pg 25 - Trace and write number 6.	Justified <input type="checkbox"/>
	E.V.S.: a) Recap of the topic 'Our food'. b) Recap of colours 'Red'.	a) Recap of the topic 'Our food' through picture reading and Q/A. b) Recap of colours 'Red' by showing objects available in the classroom.	Justified <input type="checkbox"/>
	Hindi: a) Recap of swar akshar अ - आ:	a) Recap of swar akshar अ - आ: with objects flash card, sand paper tracing, chart and 2 rhyming lines + slate practice. https://youtu.be/B1WHS6jvA08	Justified <input type="checkbox"/>
	Urdu: a) Recap of hurf ح - ھ. b) Rd pg 12 ح..	a) Recap of hurf ح - ھ - refer Rd pg 12. Picture reading. b) Rd pg 12 ح - Trace and write - half page.	Justified <input type="checkbox"/>
	Break time:	Islamic etiquette of eating and practical demo.	Justified <input type="checkbox"/>
	Games: Guessing Game.	Guessing Game All answers begin with the "F" sound. Ask children to complete the sentences with you: a. My eyes, nose, and mouth are a part of my _____. (face) b. What number comes after four? _____ (five) c. A cat has fur and a bird has _____. (feathers) d. A bird has feathers and a cat has _____.(fur) e. An animal that swims in water and is caught on a hook is a _____. (fish)	Justified <input type="checkbox"/>
	Activity: Drawing tall and short tree.	Provide the students old news papers and help them draw tall and short tree on the paper using crayons.	Justified <input type="checkbox"/>
Homework: Math: Rd pg 26. Urdu: Rd pg 12.			
Teacher Assessment: Smiley for today's involvement, learning and enjoyment of teacher and students. <input type="checkbox"/> With the best knowledge & Imaan, I rate my accomplishment today as <input style="width: 40px; height: 20px; border: 1px solid black; text-align: center; vertical-align: middle;" type="text" value="10"/>			

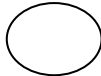

Note: 2nd Sep to 4th Sep 2017 – Saturday-Monday

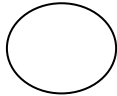

Id-ul-Adha Holidays



Day 58 5th Sep	Teacher's Day	<ul style="list-style-type: none">• Free hand drawing• Show and tell activity• Games and competition• Group activity• Mimicry show• Dramatization/role play
---	----------------------	--

When	What	How	Work done
Day 59 6 th Sep	Deeniyat: Recap of Suratul Fatiha Ayath no. 1 - 5	Recap of Suratul Fatiha Ayath no. 1 -5 Refer Rd pg. 10	Justified <input type="checkbox"/>
	English: a) Recap of conversation Q.1-5. b) Recap of story 'The horse and the Donkey'. c) Recap of letters Aa-Ff. d) Introduction of letter Gg. e) Activity book pg 22.	a) Recap of conversation Q.1-5 by asking individual child. b) Recap of story 'The horse and the Donkey' by showing picture cards or puppets. c) Recap of letters Aa-Ff. d) Introduction of letter Gg - Show the children the Letter G poster. Trace over the letter with your fingers. Ask the children to do the same. Trace the letter G in the air. Make a letter G basket that includes several items that start with the letter G. Say the G sound when identifying the items. Ask children to repeat or name the items in the basket. Ask the children what other items could be put in the basket. e) Activity book pg 22 -Tracing and finger tip printing.	Justified <input type="checkbox"/>
	Math: a) Recap of numbers 1-15 with values. b) Recap of practical counting 1-10. c) Slate practice of numbers 1-6.	a) Recap of numbers 1-15 with values. b) Recap of practical counting 1-10 by doing actions and clapping. c) Slate practice of numbers 1-6.	Justified <input type="checkbox"/>
	E.V.S.: a) Recap of the topic 'Our food'. b) Recap of colours 'Red'.	a) Recap of the topic 'Our food' through picture reading and Q/A. b) Recap of colours 'Red' by showing objects available in the classroom.	Justified <input type="checkbox"/>
	Hindi: a) Recap of swar akshar अ - अः	a) Recap of swar akshar अ - अः with objects flash card, sand paper tracing, chart and 2 rhyming lines + slate practice.	
	Urdu: a) Recap of hurf ح . ا refer Rd pg 1-12.	a) Recap of hurf ح . ا refer Rd pg 1-12 - Picture reading.	Justified <input type="checkbox"/>
	Break time:	Islamic etiquette of eating and practical demo.	Justified <input type="checkbox"/>
	Games: Guessing Game - Recap	Guessing Game All answers begin with the "F" sound. Ask children to complete the sentences with you: a. My eyes, nose, and mouth are a part of my _____. (face) b. What number comes after four? _____ (five) c. A cat has fur and a bird has _____. (feathers) d. A bird has feathers and a cat has _____.(fur) e. An animal that swims in water and is caught on a hook is a _____. (fish)	Justified <input type="checkbox"/>
	Activity: Letter G craft	Letter G craft - G is for glue. G is for glitter. Print letter G onto chart. Apply glue within the G and then glitter.	Justified <input type="checkbox"/>
Homework: Eng: Picture reading Rd pg 1-9. Math: Oral counting 1-30.			
Teacher Assessment: Smiley for today's involvement, learning and enjoyment of teacher and students.  With the best knowledge & Imaan, I rate my accomplishment today as  			

When	What	How	Work done
Day 60 7 th Sep	Deeniyat: Introduction of Suratul Fatiha Aayath no. 6	Introduction of Suratul Fatiha Aayath no. 6 Refer Rd pg. 10	Justified <input type="checkbox"/>
	English: a) Recap of the conversation Q. 6-10. b) Recap of story 'The Capseller and the Monkey'. c) Recap of letters Aa-Gg. d) Practice Book pg 26 and 27.	a) Recap of the conversation Q. 6-10 by individually asking students. b) Recap of story 'The Capseller and the Monkey' by showing puppets and picture cards. c) Recap of letters Aa-Gg by sand paper letter tracing. d) Practice Book pg 26 and 27 - Trace the letter and colour the picture.	Justified <input type="checkbox"/>
	Math: a) Recap of oral counting 1-30. b) Slate practice of numbers 1-7. c) Activity book pg 62.	a) Recap of oral counting 1-30 by doing actions and clapping hands. b) Slate practice of numbers 1-7. c) Activity book pg 62 -Tracing and ear bud printing.	Justified <input type="checkbox"/>
	E.V.S.: a) Recap of topic 'Fruits'. b) Recap of colour 'Green'.	a) Recap of topic 'Fruits' through picture reading refer Rd pg 8 and 9. b) Recap of colour 'Green' by showing available material in the classroom.	Justified <input type="checkbox"/>
	Hindi: a) Recap of swar akshar अ - अः	a) Recap of swar akshar अ - अः with objects flash card, sand paper tracing, chart and 2 rhyming lines + slate practice. a) Reader pg - 16 - Matching and tracing.	
	Urdu: a) Recap of hurf گ - ا . b) Rd pg 13 and 14.	a) Recap of hurf گ - ا . b) Rd pg 13 and 14 -Matching + trace and write the hurfs - half page.	Justified <input type="checkbox"/>
	Break time:	Islamic etiquette of eating and practical demo.	Justified <input type="checkbox"/>
	Games: G for good.	Read the following words, when children hear a healthy food that starts with G, have them repeat food and shout out "(g food name) Good for you!": grapes, green beans, candy, goat milk, ice cream, granola, guava, donut, green peas	Justified <input type="checkbox"/>
	Activity: Letter G collage.	G collage. Using foam letter G stickers, old magazines, old cookbooks, Sunday newspaper coupons, etc. cut and paste items that start with letter G. Caption: I Know My Letter G.	Justified <input type="checkbox"/>
Homework: Eng: Practice Book pg 26 and 27. Urdu: Rd pg 14.			
Teacher Assessment: Smiley for today's involvement, learning and enjoyment of teacher and students.  With the best knowledge & Imaan, I rate my accomplishment today as 			

When	What	How	Work done
Day 61 8 th Sep	Deeniyat: Recap of Suratul Fatiha Aayath no. 1 - 6	Recap of Suratul Fatiha Aayath no. 1-6 Refer Rd pg. 10	Justified <input type="checkbox"/>
	English: a) Recap of the story 'The Capseller and the Monkey'. b) Recap of the letters Aa-Gg. c) Introduction of letter Hh. d) Activity book pg 23.	a) Recap of the story 'The Capseller and the Monkey' by asking questions. b) Recap of the letters Aa-Gg. c) Introduction of letter Hh - Show the children the Letter H poster. Trace over the letter with your fingers. Ask the children to do the same. Trace the letter H in the air. Make a letter H basket that includes several items that start with the letter H. Say the H sound when identifying the items. Ask children to repeat or name the items in the basket. Ask the children what other items could be put in the basket. Refer Rd.pg.10. d) Activity book pg 23 - Tracing and colouring.	Justified <input type="checkbox"/>
	Math: a) Recap of numbers 1-15 with values. b) Slate practice of numbers 1-7. c) Rd pg 27.	a) Recap of numbers 1-15 with values. b) Slate practice of numbers 1-7. c) Rd pg 27 - Trace and write number 7.	Justified <input type="checkbox"/>
	E.V.S.: a) Recap of topic 'Vegetables'. b) Recap of colour 'Green'.	a) Recap of topic 'Vegetables' through picture reading and Q/A. b) Recap of colour 'Green' by showing available objects in the classroom.	Justified <input type="checkbox"/>
	Hindi: a) Recap of swar akshar अ - आ:	b) Recap of swar akshar अ - आ: with objects flash card, sand paper tracing, chart and 2 rhyming lines + slate practice.	
	Urdu: a) Recap of hurf ح - ا . b) Introduction of hurf د .	a) Recap of hurf ح - ا . b) Introduction of hurf د by showing picture cards of objects daraqt and darzi + slate practice - Refer Rd pg. 15	Justified <input type="checkbox"/>
	Break time:	Islamic etiquette of eating and practical demo.	Justified <input type="checkbox"/>
	Games: Hopping race.	Make the children have hopping race.	Justified <input type="checkbox"/>
	Activity: Freehand drawing - Happy face.	H is for happy face. Provide papers to the students and ask them to draw happy faces all over their paper and colour it.(Let the child carry the paper along (H-Happy- I am very happy in school).	Justified <input type="checkbox"/>
Homework: Math: Rd pg 28. E.V.S: Picture reading Rd pg 1-11.			
Teacher Assessment: Smiley for today's involvement, learning and enjoyment of teacher and students.  With the best knowledge & Imaan, I rate my accomplishment today as 			

When	What	How	Work done
Day 62 9 th Sep	Deeniyat: Introduction of Suratul fatiha Aayatno. 7	Introduction of Suratul fatiha Aayat no. 7 with correct pronunciation and tajweed.	Justified <input type="checkbox"/>
	English: a) Recap of conversation Q/A 11-15. b) Recap of the letters Aa-Hh. c) Recap of rhymes & stories. d) Practice Book pg 28 and 29.	a)Recap of conversation questions Q11-15 by asking questions, individually with correct pronunciation. b) Recap of letter Aa-Hh-by showing flash cards, flex, blackboard. c) Recap of rhymes with actions & stories by showing picture cards and asking questions. d) Practice Book pg 28-29 - Trace and write and colour the letter picture.	Justified <input type="checkbox"/>
	Math: a)Recap of oral counting 1-30. b) Introduction of oral counting 31-35. c) Slate practice of number 1-7. d) Rd pg 63.	a) Recap of oral counting 1-30 by clapping hands showing flash cards & flex. b) Introduction of oral counting - 31-35 by using block board, flex & using number cards. c) Slate practice of numbers - 1-7 by copying numbers from black board and spindle box. d) Rd pg: 63 - Trace and write number 8 and do fist painting of 8 mangoes.	Justified <input type="checkbox"/>
	E.V.S.: a) Recap of topic through Q/A refer Rd pg 11-21. b) Recap of colours 'Red' and 'Green'.	a) Recap of topic refers Rd pg: 11-21, by asking Q/A showing picture cards, flex with correct pronunciation. b. Recap of colors "Red" & Green: by showing objects and things around in the classroom.	Justified <input type="checkbox"/>
	Hindi: a)Recapअ - आ; Rd p 16	a)Recapअ - आ; Reciting two rhyming lines and with pictures.	
	Urdu: a) Recap of huruf ا . ا b) Slate practice ا	a) Recap of huruf ا . ا by doing picture reading. b) Slate practice ا	Justified <input type="checkbox"/>
	Break time:	Islamic etiquette of eating and practical demo.	Justified <input type="checkbox"/>
	Games : Finger play - Transport.	Finger play - Transport - Teacher to make finger puppets of all the transport vehicles and use it while reciting rhyme. The finger family Transport rhyme (available on google).	Justified <input type="checkbox"/>
Homework: English : Practice Book pg 28 and 29. E.V.S: Picture reading 14-21.			
Teacher Assessment: Smiley for today's involvement, learning and enjoyment of teacher and students.  With the best knowledge & Imaan, I rate my accomplishment today as. 			

When	What	How	Work done
Day 63 11 th Sep	Deeniyat: Recap of complete suratul fatiha (1-7)	Recap of complete suratul fatiha (1-7) with tajweed and correct pronunciation.	Justified <input type="checkbox"/>
	English: a) Recap of the rhymes with actions. b) Recap of the opposites refers Rd pg 62. c) Recap of letters Aa-Hh. d) Reading Rd pg 10, 11 and 12.	a) Recap of the rhymes with actions and correct pronunciation. b) Recap of the opposites refer Rd pg : 62 - fatx thin, big x small & tall x short by using flash cards & flip, flap concept & practical demo. c) Recap of letters Aa-Hh showing flash cards. Reader & block board. d) Reading Rd pg 10,11,& 12, by individually attention finger pointing letters & picture. https://www.youtube.com/watch?v=Nw-Uem_ik3A (Ref: Letters Aa-Hh).	Justified <input type="checkbox"/>
	Math: a) Recap of oral counting 31-35. b) Introduction of number 16 with values. c) Slate practice of number 1-8. d) Rd pg 29.	a) Recap of oral counting 31-35. Using black board, flex & identification of number by doing missing numbers on black board. b) Introduction of number 16, by showing flash card. Using object & Recap of previous numbers. c) State practice of number 1-8 by tracing numbers. d) Rd pg 29 - Trace and write number 8	Justified <input type="checkbox"/>
	E.V.S.: a) Recap of topic 'Transport' and Games we play. b) Introduction of topic 'My house'.	a) Recap of topic Transport & Games we play, refer Rd pg: 16-20 by asking topic Q/A, showing models, flash cards and flex. b. Introduction of topic "My house": Rd pg 22 - by showing the model of House, informal questions and following Islamic sunnah - entering House by reciting Dua, going out	Justified <input type="checkbox"/>
	Hindi: a) Introduction 'क'	a) Introduction 'क' by showing picture cards of Kabah and reciting two rhyming lines.	
	Urdu: a) Recap of huruf ا . ا b) Rd pg 15 (half page).	a) Recap of huruf ا . ا by showing flex and black board. b) Rd pg 15 - Trace and write (half page)	Justified <input type="checkbox"/>
	Break time:	Islamic etiquette of eating and practical demo.	Justified <input type="checkbox"/>
	Activity - In and Out - opposites.	Make the children stand on the outline of the circle drawn on the floor. Teacher has to stand in the middle, when you call "IN" they must jump forward and you call "OUT" they must jump backwards out of the circle.	Justified <input type="checkbox"/>
Homework: Math: Rd pg 30. Urdu: Rd pg 15 (half page).			
Teacher Assessment: Smiley for today's involvement, learning and enjoyment of teacher and students.  With the best knowledge & Imaan, I rate my accomplishment today as 			

When	What	How	Work done
Day 64 12 th Sep	Deeniyat: Introduction of Huroof e-tahajji (ط-ع)	Introduction of Huroof e-tahajji (ط-ع) With tajweed and correct pronunciation.	Justified <input type="checkbox"/>
	English: a) Recap of the conversation Q/A 11-15 and Introduction of conversation Q. 16. c) Recap of letters Aa-Hh. d) Practice Book pg 30 and 31.	a) Recap of conversation question by asking questions Q/A 11-15., individually with correct pronunciation and introduction of conversation Q16. What do you say when someone give you something? A. Thank you. c) Recap of letters Aa-Hh by showing flex, black board, letters with picture. d) Practice Book pg 30 and 31 - Circle the picture that begins with the given letter and trace and write the letters Aa - Hh (half page)	Justified <input type="checkbox"/>
	Math: a) Recap of number 16 with values. b) Recap of oral counting 1-35. c) Slate practice of numbers 1-9. d) Activity book pg 64.	a) Recap of number 16 with values using number card number object & flash card of number & number name. b) Recap of oral counting 1-35 by using flex, black board and flash cards and clapping hands. c) Slate practice of numbers 1-9, by tracing and copying from black board d) Activity book pg 64 - Trace and write number 9 and colour the picture.	Justified <input type="checkbox"/>
	E.V.S.: a) Recap of topic 'My house' using flash cards and flex.	a) Recap of topic "My house" using flash cards and flex. Teach them with Islamic values of a house	Justified <input type="checkbox"/>
	Hindi: a) Recap 'क'	a) Recap 'क' by showing picture cards of Kabah and reciting two rhyming lines.	
	Urdu: a) Recap of hurf س . ا refer Rd pg 1-15. b) Introduction of ڈ.	a) Recap of hurf س . ا by showing flex and black board. b) Introduction of ڈ - by showing picture cards of objects like dabba and dhol using flex and slate practice.	Justified <input type="checkbox"/>
	Break time:	Islamic etiquette of eating and practical demo.	Justified <input type="checkbox"/>
	Activity : Paper folding activity	Teacher has to distribute the paper and do the activity by folding it like a house along with the students.	Justified <input type="checkbox"/>
Homework: English : Practice Book pg 31. Math: Oral counting 1-35.			



Teacher Assessment:

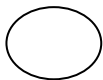

Smiley for today's involvement, learning and enjoyment of teacher and students.



With the best knowledge & Imaan, I rate my accomplishment today as



When	What	How	Work done
Day 65 13 th Sep	Deeniyat: Recap of buroof-e tahajji (غ- ط)	Recap of Huroof e-tahajji (غ- ط) With tajweed and correct pronunciation.	Justified <input type="checkbox"/>
	English: a) Recap of the conversation Q/A 13-16. b) Recap of rhymes with actions. c) Introduction of rhyme 'I like to play'. d) Introduction of letter 'Ii'. e) Activity book pg 24.	a) Recap of the conversation Q/A 13-16 by asking individually with correct pronunciation. b) Recap of rhymes with action by showing reader c) Introduction of rhyme "I like to play" by showing the objects in the rhymes. d) Introduction of letter "Ii" by using strokes flash card, sand tray & black board. e) Activity book pg:24 - Trace and write letter "Ii" and thumb printing.	Justified <input type="checkbox"/>
	Math: a)Recap of oral counting 1-35. b) Recap of numbers 1-16 with values. c) Slate practice of numbers 1-9. d) Rd pg 31.	10) Recap of oral counting 1-35 by oral counting clapping hands using flash cards, flex & block board. b) Recap of numbers 1-16 with proper values, using number cards flash cards, Arrange like a game by using flash cards c) Slate practice of numbers 1-9 by tracing and copying from black board. d) Rd pg: 31 Trace and write number '9'	Justified <input type="checkbox"/>
	E.V.S.: a) Recap of topic 'My house' through picture reading, refer Rd pg 22 and 23. b) Recap of colours 'Red' and 'Green'. c) Activity book Pg: 82.	9) Recap of topic "My house" through picture reading refer Rd Pg. 22: and 22. b) Recap of colours "Red and Green" by arranging colour balls, collecting 2 colours etc. c) Activity book Pg: 82 Circling - spot the differences.	Justified <input type="checkbox"/>
	Hindi: a) Recap 'क'	a) Recap 'क' by showing picture cards of Kabah and reciting two rhyming lines.	
	Urdu: a) Recap of hurf ک . ا b) Slate practice ک.	a) Recap of hurf ک . ا by showing flex and black board. b) Recap of ک - by showing picture cards of objects like dabba and dhol using flex and slate practice.	Justified <input type="checkbox"/>
	Break time:	Islamic etiquette of eating and practical demo.	Justified <input type="checkbox"/>
	Activity : Listening Activity	Tape the voice of every child in the classroom. Play the tape in the classroom, Explaining that every person has a unique voice. Ask the children to guess whose Voices they hear in the tape.	Justified <input type="checkbox"/>
Homework: English : Reading Rd pg 1-12. Math: Rd pg 32.			
Teacher Assessment: Smiley for today's involvement, learning and enjoyment of teacher and students.  With the best knowledge & Imaan, I rate my accomplishment today as 			

When	What	How	Work done
Day 66 14 th Sep	Deeniyat: Introduction of huroof-e-tahajji (ف-ل)	Introduction of huroof-e-tahajji (ف-ل) With tajweed and correct pronunciation	Justified <input type="checkbox"/>
	English: a) Recap of the rhyme 'I like to play'. b) Recap of picture reading Rd pg 73. c) Recap of letters Aa-Ii. d) Reading Rd pg 13. e) Practice Book pg 32 and 33.	a) Recap of the rhyme with action "I like to play" b) Recap of picture reading Rd pg: 73 by asking Question showing things in the pictures individually c) Recap of letters "Aa-Ii" by showing flex, flash cards, picture card & black board d) Reading Rd pg:13 - "I" by pointing the pictures with phonic sound e) Practice Book pg. 32 and 33 - Trace and write letter "Ii" (half page) and colour the pictures.	Justified <input type="checkbox"/>
	Math: a) Introduction of numbers 17 with values. b) Recap of oral counting 1-35. c) Slate practice of numbers 1-10. d) Activity book pg 65.	a) Introduction of no.17 with values showing number card, flash card and block board. b) Recap of Oral counting 1-35 by play way method clapping hands, black board using flex c) Slate practice of numbers 1-10 ask the child to copy from the black board and then write on slate. d) Activity book pg: 65 - Trace and write number 10 and colour 10 ice-creams,	Justified <input type="checkbox"/>
	E.V.S.: a) Recap of topic 'My house' through Q/A. b) Rd pg 25 (Activity).	a) Recap of topic "My house" through Q/A by individually asking questions b) Rd pg: 25 (Activity) help the boy reach the house.	Justified <input type="checkbox"/>
	Hindi: a) Introduction ख	a) Introduction ख by showing picture cards of Khajoor and reciting two rhyming lines	
	Urdu: a) Recap of hurf ه . ا ب) Rd pg 16 (half page).	a) Recap of hurf ه . ا by showing flex and black board. b) Rd pg 16 - Trace and write (half page).	Justified <input type="checkbox"/>
	Break time:	Islamic etiquette of eating and practical demo.	Justified <input type="checkbox"/>
	Game : Sorting and counting.	Keep two boxes one small and the other big, put some beads, crayons, buttons and ask students to sort and count by themselves.	Justified <input type="checkbox"/>
Homework: English : Practice Book pg 32 and 33. Urdu: Rd pg 16.			
Teacher Assessment: Smiley for today's involvement, learning and enjoyment of teacher and students.  With the best knowledge & Imaan, I rate my accomplishment today as 			


When	What	How	Work done
Day 67 15 th Sep	Deeniyat: Recap of Huroof-e-tahajji (ف-ل)	Recap of huroof-e-tahajji (ف-ل) With tajweed and correct pronunciation	Justified <input type="checkbox"/>
	English: a) Introduction of action words - walk and skip. b) Recap of letters Aa-Ii. c) Introduction of letter Jj. d) Activity book pg 25.	a) Introduction of action words walk and skip - by showing practically and making children do it and enjoy (help them know the difference). b) Recap of letters "Aa-Ii" with the help of black board, flash cards and flex. c) Introduction of letter "Jj" showing objects, phonic sound ,strokes and curve to write, sand tray tracing, flash cards & black board d) Activity book pg 25 -Tracing can colouring.	Justified <input type="checkbox"/>
	Math: a) Introduction of numbers 17 with values. b) Recap of oral counting 1-35. c) Rd pg 33(numbers 10).	a) Introduction of number 17 with values Practical counting number 1-16 after that showing number "17" by showing number cards, flash card. Using values on black board. b) Recap of Oral counting 1-35 by practical counting form flex and black board. c) Rd pg: 33 - Trace and write number 10.	Justified <input type="checkbox"/>
	E.V.S.: a) Recap of topic 'My house'. b) Introduction of topic 'Home Appliances'.	a) Recap of topic "My house" by showing picture of house asking Q/A individually. b) Introduction of topic "Home Appliances" by using real objects or models, flash cards picture reading and flex.	Justified <input type="checkbox"/>
	Hindi: a) Recap 'ख'	a) Recap ख by showing picture cards of Khajoor and reciting two rhyming lines	
	Urdu: a) Recap of hurf ڈ . ل b) Introduction of hurf ذ.	a) Recap of hurf ڈ . ل by showing flex and black board. b) Introduction of ذ - by showing picture cards of objects like zaqira, ziraat using flex and slate practice.	Justified <input type="checkbox"/>
	Break time:	Islamic etiquette of eating and practical demo.	Justified <input type="checkbox"/>
Activity: Guess the verb	Write different verbs on little cards. For example, crying, laughing, fighting, singing, reading, etc. One child can come in the front of the class and read the card. He can then act out what the word suggested. The others can guess the verb. The activity, apart from introducing verbs, checks the students' reading skills. The activity can be extended to teach the same verbs in the past tense by asking questions like, "What did he do?" The answer will be "He laughed " or "He sang " etc.	Justified <input type="checkbox"/>	
Homework: Math: Rd pg 34. E.V.S: Picture reading Rd pg 22 and 23.			
Teacher Assessment: Smiley for today's involvement, learning and enjoyment of teacher and students. With the best knowledge & Imaan, I rate my accomplishment today as <input type="checkbox"/> 10 <input type="checkbox"/>			

Note: Inform students regarding next day's Field Trip to a Shopping Mall and park.

When	What	How	Work done
Day 68 16 th Sep	Field Trip (Shopping Mall and Park)	<ul style="list-style-type: none"> To have recreation activity for students by taking them out of the school to a nearby park. To help them associate classroom learning to practical life. (Strokes, Curves, Shape 'O' opposite fat X thin, colours - red, blue, green - colours of surrounding environment , sorting and grouping of leaves etc... To revise topics - Food, Fruit, Vegetable, Clothes, Transport.... To have fun and enjoyment. To make the learning easy and fun, long lasting. 	Justified <input type="checkbox"/>
	Home work	Project Work:- <ul style="list-style-type: none"> Paste different picture of 'Fruits and Vegetables' they see in the surrounding (scrap book). 	



Teacher Assessment:



Smiley for today's involvement, learning and enjoyment of teacher and students.

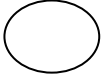



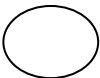

With the best knowledge & Imaan, I rate my accomplishment today as








When	What	How	Work done
Day 69 18 th Sep	Deeniyat: Recap of Huroof-e-tahajji (ح - ا)	Recap of huroof-e-tahajji (ح - ا) With tajweed and correct pronunciation	Justified <input type="checkbox"/>
	English: a) Recap of conversation Q. 14-16. b) Introduction of conversation Q. 17. c) Recap of action words. d) Recap of letters Aa-Jj. e) Practice Book pg 34 and 35.	a) Recap of conversation Q/A 14-16 by asking question individually with correct pronunciation. b) Introduction of Conversation Q.17. What do you say when you want to go to the toilet? A. Excuse me ! May I go to the toilet? Show practically. c) Recap of action word (stand and skip) by practically doing actions. d) Recap of letter Aa-Jj by showing flash cards with pictures, flex and black board. e) Practice Book pg 34 and 35 - trace and write letter "Jj" and colour the pictures.	Justified <input type="checkbox"/>
	Math: a) Recap of numbers 1-17 with values. b) Introduction of practical counting 11-16. c) Recap of missing numbers 1-10.	Recap of numbers 1-17" with values, by showing flash card. Ask them to arrange numbers in sequence from by using number cards b) Introduction of practical counting 11-16 by using values on black board showing flash card and flex c) Recap of missing numbers 1-10 by using black board flash cards & number game. By using number cards.	Justified <input type="checkbox"/>
	E.V.S.: a) Recap of topic 'Home Appliances' through flex, flash cards. b) Recap of colour 'Red' and 'Green'.	a) Recap of topic "Home Appliances" By informal talk about their home appliance using flash cards picture reading & asking Questions. b) Recap of colour "Red and Green" by showing the thing present in the class identify of their friends lunch box colour etc.	Justified <input type="checkbox"/>
	Hindi: a) Recap 'अ'	a) Recap अ by showing picture cards of Khajoor and reciting two rhyming lines	
	Urdu: a) Recap of huruf . ا refer Rd pg 1-17. b) Slate practice ا.	a) Recap of huruf ا . ا refer Rd pg 1-17 and picture reading. b) Slate practice ا.	Justified <input type="checkbox"/>
	Break time:	Islamic etiquette of eating and practical demo.	Justified <input type="checkbox"/>
	Games: Go Fish	Several words, some nouns, some adjectives, some verbs can be written on cards, which can be scattered on the ground. The children should be able to read the words clearly. A fishing rod can be made with a magnet attached to a stick. Each card will have a metallic gem clip attached. The children can be asked to go fishing. They will identify the cards with the verbs written on them and pick them up with the fishing rod	Justified <input type="checkbox"/>
Homework: English: Practice Book pg 34 and 35. Math: Slate practice of numbers 1-10.			
Teacher Assessment: Smiley for today's involvement, learning and enjoyment of teacher and students.  With the best knowledge & Imaan, I rate my accomplishment today as 			




When	What	How	Work done
Day 70 19 th Sep	Deeniyat: Recap of huroof-e-tahajji ا-ج + Introduction of hadees no 3.	Recap of huroof-e-tahajji ا-ج + Introduction of hadees no 3 -Khaane ka tareeqa.	Justified <input type="checkbox"/>
	English: a) Recap of conversation Q. 15-17. b) Introduction of picture reading 2 refer Rd pg 74. c) Recap of rhymes and stories. d) Recap of letters Aa-Jj. e) Reading Rd pg 14.	a) Recap of Conversation Q 15-17, by individually asking students and help them with correct pronumciation. b) Introduction of picture reading 2 refer Rd pg 74 by showing picture to each and every child and asking questions. c) Recap of rhymes with action and stories using models, flash cards and pictures reading asking questions. d) Recap of letter Aa-Jj using flash cards black board and pictures reading e) Reading Rd pg 14 - Letter Jj with phonic flash card, & black board.	Justified <input type="checkbox"/>
	Math: a)Recap of numbers 1-17. b) Introduction of number 18 with values. c) Introduction of missing numbers 11-15. d) Rd pg 35.	a) Recap of numbers 1-17 by showing objects, flash cards, and black board. b) Introduction of number 18 with values by using black board, number with values card & flash card. c) Introduction of missing numbers 11-15 by showing numbers cards, numbers game and black board d) Rd pg : 35 - Match the numbers and join the dots from 1-10 and colour the picture.	Justified <input type="checkbox"/>
	E.V.S.: a) Recap of topic 'Home Appliances' through picture reading Rd pg 26 and 27. b) Activity book Pg: 83	a) Recap of topic "Home Appliances" by showing flash cards flex and pictures from Rd. pg 26 and 27. b) Activity book Pg: 83 - write the first letter of the given pictures.	Justified <input type="checkbox"/>
	Hindi: a) Introduction 'ग'	a) Introduction 'ग' - by showing picture cards of gaye and reciting two rhyming lines	
	Urdu: a) Recap of hurf ذ . ا refer Rd pg 1-17. b) Rd pg 17 - ذ .	a) Recap of hurf ذ . ا refer Rd pg 1-17 - picture reading. b) Rd pg 17 - ذ - Trace and write (half page).	Justified <input type="checkbox"/>
	Break time:	Islamic etiquette of eating and practical demo.	Justified <input type="checkbox"/>
	Games: What are they doing	Pictures of various people in action, can be cut out of magazines. While the teacher shows the pictures, the children describe what each person in the picture is doing. Many new verbs can be introduced in this manner. (The activity can be adapted to teach adjectives, in which case the students describe the people	Justified <input type="checkbox"/>
Homework: Math: Oral counting 1-35. Urdu: Rd pg 17.			
Teacher Assessment: Smiley for today's involvement, learning and enjoyment of teacher and students.  With the best knowledge & Imaan, I rate my accomplishment today as 			

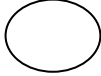

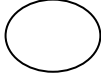
When	What	How	Work done
Day 71 20 th Sep	Deeniyat: Introduction of khaneke shuru me dua padhna bhool jaaye toh ye dua padha	Introduction of khane ke shuru me dua padhna bhool jaaye toh ye dua padha with tajweed and correct pronunciation.	Justified <input type="checkbox"/>
	English: a) Recap of rhymes with actions. b) Introduction of rhyme 'Old Macdonald'. c) Recap of letters Aa-Jj. d) Introduction of letter Kk. e) Activity book pg 26.	a) Recap of rhymes with actions b) Introduction of rhyme 'Old Macdonald' by doing action and correct pronunciation. c) Recap of letters "Aa-Jj by showing flash cards using black board & oral reading with phonic sound. d) Introduction of letter "Kk" using objects, phonic sound, sand tray tracing, flash card & black board. e) Active book pg:26 - Tracing and pasting.	Justified <input type="checkbox"/>
	Math: a)Recap of numbers 1-18 with values. b) Recap of oral counting 1-35. c) Recap of missing numbers 1-15.	a) Recap of numbers 1-18 with values. By showing flash cards and black board and doing Practical counting b) Recap of oral counting 1-35 by showing flash cards, using black board and number cards. c) Recap of missing numbers 1-15, Arrange number cards in sequence 1-2-3..... etc.	Justified <input type="checkbox"/>
	E.V.S.: a) Recap of topic 'Home Appliances' through Q/A. b) Rd pg 30 (activity).	a) Recap of topic "Home Appliance" through Q/A individually with correct pronunciation. b) Rd pg 30 (Activity) : match similar pictures.	Justified <input type="checkbox"/>
	Hindi: a) Recap 'ग'	a) Recap 'ग' - by showing picture cards of gaye and reciting two rhyming lines	
	Urdu: a) Recap of huruf ذ . ل . b) Introduction of huruf ج .	a) Recap of huruf ذ . ل Rd pg 1-17 - picture reading. b) Introduction of huruf ج - by showing picture cards of objects like rang, rail using flex and slate practice.	Justified <input type="checkbox"/>
	Break time:	Islamic etiquette of eating and practical demo.	Justified <input type="checkbox"/>
	Games:Go hunt	Different words can be written on cards, some of which can be nouns, some adjectives and some verbs. The cards can be hidden in different parts of the room. The children will go hunting only for the cards with verbs written on them.	Justified <input type="checkbox"/>
Homework: English : Reading Rd pg 11-15. E.V.S: Picture reading Rd pg 26 and 27.			
Teacher Assessment: Smiley for today's involvement, learning and enjoyment of teacher and students.  With the best knowledge & Imaan, I rate my accomplishment today as 			



When	What	How	Work done
Day 72 21 st Sep	Deeniyat: Recap of khaane ke shuru me dua padhna bhool jage to ye dua padha.	Recap of khane ke shuru me dua padhna bhool jaaye toh ye dua padha with tajweed and correct pronunciation.	Justified <input type="checkbox"/>
	English: a) Introduction of conversation Q. 18. b) Recap of picture reading 2. c) Recap of rhymes with action. d) Recap of letters Aa-Jj. e) Practice Book pg 36 and 37.	a) Introduction of conversation Q.18 What do you say when you want something? A. Please. Can I take this? b) Recap of pictures reading 2 pg 74 by asking questions. c) Recap of rhymes with action d) Recap of letters "Aa-Jj" by showing flash cards using strokes phonic sounds and black board e) Practice Book - Pg 36 and 37 : Trace and write letter "KK" and colour the picture (half page).	Justified <input type="checkbox"/>
	Math: a) Recap of numbers 1-18 with values. b) Introduction of after number 1-10. c) Recap of oral counting 1-35.	a) Recap of numbers 1-18 with values using spindle box, showing flash cards and practical counting on black board. b) Introduction of after number 1-10 using number card arranging in frame of numbers, black board practically showing the different objects (play a game). c) Recap of oral counting 1-35, by showing flex.	Justified <input type="checkbox"/>
	E.V.S.: a) Recap of topic 'Home Appliances'. b) Introduction of topic 'Articles in the Bathroom'. c) Recap of colours Red and Green.	a) Recap of topic "Home Appliances" by asking Questions b) Introduction of topic "Articles in the bath room" by showing real objects as mention in reader, models & picture card c) Recap of colour red & green by showing available objects in the classroom.	Justified <input type="checkbox"/>
	Hindi: a) Recap 'ग'	a) Recap 'ग' - by showing picture cards of gaye and reciting two rhyming lines	
	Urdu: a) Recap of hurf ج . I refer Rd pg 18. b) Slate practice ج.	a) Recap of hurf ج . I refer Rd pg 18. b) Slate practice ج by showing picture cards of objects like rang, rail using flex and slate practice.	Justified <input type="checkbox"/>
	Break time:	Islamic etiquette of eating and practical demo.	Justified <input type="checkbox"/>
	Games Spot The Verb	The teacher can read out a simple story. The students listen carefully and promptly act out the verb they hear.	Justified <input type="checkbox"/>
Homework: Eng: Practice Book pg 36 and 37. Math: Slate practice of numbers 1-10.			
Teacher Assessment: Smiley for today's involvement, learning and enjoyment of teacher and students.  With the best knowledge & Imaan, I rate my accomplishment today as 			

When	What	How	Work done
Day 73 22 nd Sep	Deeniyat: Introduction of Islami maloomat sawal no4-5.	Introduction of Islami maloomat sawal no 4-5 by asking questions - Refer Rd pg 31.	Justified <input type="checkbox"/>
	English: a) Recap of conversation Q.15-18. b) Recap of rhymes and stories. c) Introduction of action words Jump and cry, Rd pg 68. d) Recap of letters Aa-Kk. e) Reading Rd pg 15.	a) Recap of conversation Q 15-18 individual asking question with correct pronunciation. b) Recap of rhymes with action and stories through puppets pictures models and dramatization C) Introduction of action words Jump and cry - Rd pg : 68 - practically by doing the actions. d) Recap of letters Aa-Kkby showing and pointing each letter and picture. b) Reading Rd pg 15 - stressing on first letter of picture by making them practice on sand tray	Justified <input type="checkbox"/>
	Math: a)Recap of oral counting 1-35. b) Introduction of oral counting 36-40. c) Slate practice 1-10. d) Rd pg 36.	a) Recap of oral counting 1-35, by showing flex and using black board. b) Introduction of oral counting 36-40 using flash cards, values of number, number cards and using black board. c) Slate practice 1-10: Tracing on slate copying from black board d) Rd pg 36 - Trace and write the numbers from 1 to 10.	Justified <input type="checkbox"/>
	E.V.S.: a) Recap of topic 'Things in the Bathroom' through picture reading Rd pg 28.	a) Recap of topic "Thing in the bathroom" through picture reading Rd Pg.28 by showing real objects asking questions and picture reading.	Justified <input type="checkbox"/>
	Hindi: a) Introduction of 'घ'	a) Introduction 'घ'- by showing picture cards of ghar and reciting two rhyming lines	
	Urdu: a) Recap of huruf ج . ا . b) Rd pg 18 (half page).	a) Recap of huruf ج . ا refer Rd pg 18. b) Trace and write - Rd pg 18 (half page).	Justified <input type="checkbox"/>
	Break time:	Islamic etiquette of eating and practical demo.	Justified <input type="checkbox"/>
	Games:Colour the verb	The teacher can give a story to the children, which they read silently and color the verbs as they come across them in the story.	Justified <input type="checkbox"/>
Homework: Math: Rd pg 37. Urdu: Rd pg 18.			
Teacher Assessment: Smiley for today's involvement, learning and enjoyment of teacher and students.  With the best knowledge & Imaan, I rate my accomplishment today as 			

When	What	How	Work done
Day 74 23 rd Sep	Deeniyat: Recap of Islami maloomat sawal no4-5.	Recap of Islami maloomat sawal no 4-5 by asking questions - Refer Rd pg 31.	Justified <input type="checkbox"/>
	English: a) Introduction of conversation Q.19. b) Recap of rhymes and stories. c) Recap of letters Aa-Kk. d) Introduction of letters Ll. e) Activity book pg 27.	a) Introduction of conversation Q19. What do you say when you enter the class? A: Excuse me ! May I come in? b) Recap of rhymes and with actions using flash cards and models c) Recap of letters "Aa-Kk" by using black board showing flash card and picture d) Introduction of letters "Ll" using flash cards making models of the objects with phonic drill. e) Activity book pg 27 - Trace & write letter Ll" and colour the picture. https://www.youtube.com/watch?v=Nw-Uem_ik3A (Ref: Letter Aa-Ll).	Justified <input type="checkbox"/>
	Math: a)Recap of numbers 1-18 with values. b) Introduction of number 19. c) Recap of shape '○'. d) Slate practice of numbers 1-10. e) Rd pg 38 (half page).	a) Recap of number 1-18 with values: by using number cards flex and black board b) Introduction of number 19 by showing number cards and values flash card and tracing on sand paper cutouts. c) Recap of shape '○' by showing available material in the classroom. c) Slate practice of number: 1-10 ask the child to copy from the board. d) Rd pg 38: count and write the number (half page).	Justified <input type="checkbox"/>
	E.V.S.: a) Recap of topic 'Things in the Bathroom' through Q/A. b) Activity book pg 84.	a) Recap of topic "things in the bathroom through Q/A asking Question and picture reading by showing reader. b) Activity book pg 84 - Write the first letter of the given picture.	Justified <input type="checkbox"/>
	Hindi: a) Recap 'घ'	a) Recap 'घ' - by showing picture cards of ghar and reciting two rhyming lines	
	Urdu: a) Recap of huruf ج . ا . b) Complete the pending work. c) Slate practice ج . ا	a) Recap of huruf ج . ا - refer Rd pg 18 b) Complete the pending work. c) Slate practice ج . ا	Justified <input type="checkbox"/>
	Break time:	Islamic etiquette of eating and practical demo.	Justified <input type="checkbox"/>
	Activity: Walk along the shape circle	Make the children stand in a line at one end of the room where the shapes are drawn on the floor. Ask students to walk on the outline of the shape .eg circle.	Justified <input type="checkbox"/>
Homework: Math: Rd pg 38. Urdu: Slate practice ج . ا			
Teacher Assessment: Smiley for today's involvement, learning and enjoyment of teacher and students.  With the best knowledge & Imaan, I rate my accomplishment today as  			

When	What	How	Work done
Day 75 25 th Sep	Deeniyat: Introduction of paani peene ki sunnatein (1-3).	Introduction of paani peene ki sunnatein (1-3) by practical demo.	Justified <input type="checkbox"/>
	English: a) Recap of conversation Q. 17-19. b) Recap of rhymes with actions. c) Introduction of story 'The fox and The Crow'. d) Recap of letters Aa-Ll. e) Practice Book pg 38 and 39.	a) Recap of conversation Q 17-19 by asking individually with paper pronunciation. b) Recap of rhymes with body action. c) Introduction of story "The fox and the Crow" by using puppets and models or dramatization involving students and informal questions. d) Recap of letters "Aa- Ll" by showing flash Cards, flex and using black board. e) Practice Book pg - 38 and 39 trace the letters "Ll" and colour the picture.	Justified <input type="checkbox"/>
	Math: a) Recap of numbers 1-19 with values and introduction of number 20. b) Recap of shape ' \triangle '. c) Slate practice of numbers 1-10. d) Activity book pg 68.	a) Recap of numbers 1-19 and introduction of number 20 with values by using flex, showing the values on black board, practical counting and using spindle box. b) Recap of shape \triangle triangle by showing the real objects using thing present in the class room. c) Slate practice of numbers 1-10 d) Activity book pg - 68 Write numbers 1-10 (half page).	Justified <input type="checkbox"/>
	E.V.S.: a) Recap of topic 'Things in the Bathroom'. b) Rd pg 31 (activity).	a) Recap of topic "Things in the bathroom" showing books & pictures reading b) Rd pg 31. (Activity) - Tick the home appliances & cross out the bathroom articles.	Justified <input type="checkbox"/>
	Hindi: a) Recap 'घ'	a) Recap 'घ' - by showing picture cards of ghar and reciting two rhyming lines	
	Urdu: a) Recap of hurf ج . ا . b) Introduction of hurf ج .	a) Recap of hurf ج . ا - refer Rd pg 18 b) Introduction of hurf ج by showing picture cards using flex and slate practice.	Justified <input type="checkbox"/>
	Break time:	Islamic etiquette of eating and practical demo.	Justified <input type="checkbox"/>
	Activity: Verb and occupation	The activity can be combined with a lesson on developing vocabulary around occupation. The teacher distributes a set of cards with pictures of people from different professions and another set, with a description of what they do. The students are asked to match the cards. For example if the first card says "Doctor", it needs to be matched with a card that says "Treats patients."	Justified <input type="checkbox"/>
Homework: English : Practice Book pg 38 and 39. Math: Activity book pg 68.			
Teacher Assessment: Smiley for today's involvement, learning and enjoyment of teacher and students.  With the best knowledge & Imaan, I rate my accomplishment today as  			

When	What	How	Work done
Day 76 26 th Sep	Deeniyat: Recap of paani peeni ki sunnatein (1-3)	Recap of paani peene ki sunnatein (1-3) by practical demo.	Justified <input type="checkbox"/>
	English: a) Introduction of conversation Q20. b) Recap of the story 'The fox and The Crow'. c) Recap of letters Aa-Ll. d) Practice Book pg 40 and 41 (half page).	a) Introduction of conversation Q20. What do you say when you hurt someone? A. I am sorry. by informal talk b) Recap of the story "The fox and the Crow" using puppets and models by showing reader c) Practice Book pg 40 and 41 Matching and Trace and write (half page).	Justified <input type="checkbox"/>
	Math: a)Recap of numbers 1-20 with values. b) Recap of shape '○', '△'. c) Recap of oral counting 1-40. d) Recap of after numbers 1-10.	a) Recap of numbers 1-20 with values: By showing flex. Practical counting and spindle box. b) Recap of shape ○ △ Show the children the circle and triangle shape objects (free hand drawing) with your fingers ask the child to do same Trace the. Shapes in air. Ask them to identity. c) Recap of oral counting 1-40 by using flex or black board. d) Recap of after numbers 1-10 by arrange numbers and number cards.	Justified <input type="checkbox"/>
	E.V.S.: a) Recap of topic refer Rd pg 22-31. b) Recap of colour Red and Green.	a) Recap of topic refer Rd pg 22-31 By using flex and showing book picture reading and asking questions. b) Recap of colour red and green by making an apple - red apple and green leaf ask the children to draw an apple with leaf and clolor it..	Justified <input type="checkbox"/>
	Hindi: a) Introduction ॐ	a) Introduction ॐ - by showing picture cards of letter and reciting two rhyming lines	
	Urdu: a) Recap of hurf ج . ا . b) Slate practice ج . ا .	a) Recap of hurf ج . ا - by showing picture cards using flex and slate practice b) Slate practice ج . ا .	Justified <input type="checkbox"/>
	Break time:	Islamic etiquette of eating and practical demo.	Justified <input type="checkbox"/>
	Games: Detective game - Colours.	Teacher has choose any one student as the detective and describe about any object related to the colour like "a green bag with red zip it belongs to ? keep giving clues until detective finds the bag, repeat with other children.	Justified <input type="checkbox"/>
	Activity: Verbs and Animals	The activity can be combined with a lesson on developing vocabulary around the sounds of animals. The teacher distributes cards with the names of animals. To some other students she gives cards with the sound that the animal makes, written on it. The first set of students goes round the room in search of the right partner. For example, if a student gets the card with the word "Lion", he looks for a student who has the card, "Roars"	Justified <input type="checkbox"/>
Homework: English: Practice Book pg 41. Math: Oral counting 1-40.			
Teacher Assessment: Smiley for today's involvement, learning and enjoyment of teacher and students.  With the best knowledge & Imaan, I rate my accomplishment today as  			

When	What	How	Work done
Day 77 27 th Sep	Deeniyat: Recap of paani peeni ki sunnatein (1-6).	Recap of paani peeni ki sunnatein (1-6) by practical demo.	Justified <input type="checkbox"/>
	English: a) Recap of conversation Q.18-20. b) Recap of rhymes with actions. c) Recap of letters Aa-Ll. d) Reading Rd pg 17 and 18. e) Practice Book pg 76.	a) Recap of conversation Q 18-20 with correct pronunciation. b) Recap of Rhymes with body actions and correct pronunciation c) Recap of letter "Aa-Ll" using black board, flash card & puzzle tray. d) Reading Rd Pg. 17 & 18 with phonic drill and picture reading e) Practice Book pg.76 : Matching activity.	Justified <input type="checkbox"/>
	Math: a)Recap of oral counting 1-40. b) Recap of missing numbers 1-15. c) Slate practice 1-10. d) Rd pg 39.	a) Recap of oral counting: 1-40, by using flex and black board. b) Recap of missing numbers 1-15 by showing, missing numbers on black board & arrange in puzzle. c) Slate practice 1-10 by tracing and copy writing. d) Rd pg: 39 write numbers 1-10.	Justified <input type="checkbox"/>
	E.V.S.: a) Recap of topic 'My House' through picture reading. b) Recap of colour Blue.	a) Recap of topic "My House" through pictures reading to the children about importance of house through Q/A. b) Recap of colour blue: by showing the children blue colour objects, ask them to collect all blue colour things present in the classroom and asking questions.	Justified <input type="checkbox"/>
	Hindi: a) Recap	a) Recap - by showing picture cards of letter and reciting two rhyming lines	
	Urdu: a) Recap of huruf ا . ل . b) Rd pg 19.	a) Recap of huruf ا . ل - by showing picture cards using flex and slate practice b) Rd pg 19 - Trace and write half page.	Justified <input type="checkbox"/>
	Break time:	Islamic etiquette of eating and practical demo.	Justified <input type="checkbox"/>
	Activity: Find another verb	Make three groups and name them as "my house, home appliances and things in the bathroom keep all the pictures/flash cards together and call three students from different groups and ask them to sort out the things which belongs to their group. keep repeat the game until each child gets the chance.	Justified <input type="checkbox"/>
Homework: English : Practice Book pg 77. Math: Rd pg 40. Urdu: Rd pg 19.			
Teacher Assessment: Smiley for today's involvement, learning and enjoyment of teacher and students.  With the best knowledge & Imaan, I rate my accomplishment today as 			

When	What	How	Work done
Day 78 28 th Sep	Deeniyat: Recap of complete paani peene ki sunnatein (1-6)	Recap of paani peeni ki sunnatein (1-6) by practical demo.	Justified <input type="checkbox"/>
	English: a) Recap of rhymes with actions. b) Recap of story 'The fox and the Crow'. c) Recap of letters Aa-Ll. d) Practice Book pg 78.	a) Recap of rhymes with body action b) Recap of story "the fox and the crow by asking question and puppets c) Recap of letters "Aa-Ll" by showing books pictures reading and using black board. d) Practice Book Pg 78: Circle the letter that begins the pictures	Justified <input type="checkbox"/>
	Math: a) Recap of numbers 1-20 with values. b) Recap of after numbers 1-10. c) Recap of shapes '○', '△'.	a) Recap of number 1-20 with values using flash cards, and showing the numbers on black board b) Recap of shapes ○ △ by showing different objects practically.	Justified <input type="checkbox"/>
	E.V.S.: a) Recap of topic 'My house' through Q/A. b) Recap of colour Blue.	a) Recap of topic "My house" through Q/A and formal talk related to the topic. b) Recap of colour "Blue". By showing blue colour objects.	Justified <input type="checkbox"/>
	Hindi: a) Recap क - ड	a) Recap क-ड - by showing picture cards of letter and reciting two rhyming lines	
	Urdu: a) Recap of hurf ج . ل. b) Introduction of hurf ز.	a) Recap of hurf ج . ل. b) Introduction of hurf ز - by showing picture cards using flex and slate practice.	Justified <input type="checkbox"/>
	Break time:	Islamic etiquette of eating and practical demo.	Justified <input type="checkbox"/>
	Activity: Slate practice.	Slate practice 1-20	Justified <input type="checkbox"/>
Homework: English : Practice Bookpg 79. E.V.S: Picture reading through Q/A Rd pg 22 and 23.			

Teacher Assessment:

Smiley for today's involvement, learning and enjoyment of teacher and students.



With the best knowledge & Imaan, I rate my accomplishment today as



When	What	How	Work done	
Day 79 29 th Sep	Deeniyath: Introduction of huroof-e-tahajji (س-ل)	Introduction of huroof-e-tahajji (س-ل) -with tajweed and correct pronunciation.	Justified <input type="checkbox"/>	
	English: a) Recap of conversation Q. 1-20. b) Recap of story 'The fox and the Crow'. c) Recap of action words. d) Slate practice of letters Aa-Ll. e) Practice Bookpg 80.	a) Recap of C.O 1-20 by asking in correct pronunciation. b) Recap of story "the fox and the crow throw Q/A & sharing Reader c) Recap of action words by doing actions and let the children have fun. d) Slate practice of letters "Aa-Ll" by showing picture and letter cards. e)Practice Book pg 80 - copy the small letters from "a-l"	Justified <input type="checkbox"/>	
	Math: a) Recap of oral counting 1-40. b) Recap of practical counting 1-15. c) Recap of shapes '○', '△'. d) Activity book pg 71.	a) Recap of oral counting 1-40 by drilling practically clapping hand, jumping using flex and black board b) Recap of practical counting 1-15 by doing actions and clapping hands. c) Recap of shapes free hand drawing on the slate. ○ △ d) Activity book pg 71 - colouring.	Justified <input type="checkbox"/>	
	E.V.S.: a) Recap of topic 'Home Appliances' through picture reading. b) Recap of colour Blue.	a) Recap of topic "Home appliances" through picture reading by showing different pictures and they uses. b) Recap of colour "Blue".	Justified <input type="checkbox"/>	
	Hindi: a) Recap क-ड, Reader pg 22	a) Recap क-ड, Reader pg 22 - Circle the correct akshar and trace the given akshar.		
	Urdu: a) Recap of hurf ج . ل. b) Slate practice ج.	a) Recap of hurf ج . ل -by showing picture cards using flex and slate practice. b) Slate practice ج.	Justified <input type="checkbox"/>	
	Break time:	Islamic etiquette of eating and practical demo.	Justified <input type="checkbox"/>	
Homework: English : Practice Book pg 81. Math: Slate practice of numbers 1-10.				
Teacher Assessment: Smiley for today's involvement, learning and enjoyment of teacher and students. ○ With the best knowledge & Imaan, I rate my accomplishment today as <table border="1" style="display: inline-table; vertical-align: middle;"><tr><td style="text-align: center;">10</td></tr></table>				10
10				

Note: 30th Sep 2017 – Saturday – Dussera Holiday.