
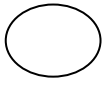

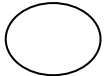





Day wise plan for the month of May 2017

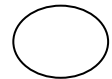
Class - PPI - Delhi



When	What	How	Work done
Day 22 1 st May	Deeniyat: Recap of Khaana se pahlekidua.	Recap of Khaana se pahlekidua.	Justified <input type="checkbox"/>
	English: a) Recap of rhyme "My School". b) Recap of standing, sleeping, slanting lines, Zig-Zag lines and introduction of right open curve.	a) Recap of new rhyme "My School" using chart, models, actions and rhythm. b) Recap of standing, sleeping, slanting lines and Zig-Zag lines and introduction of right open curve using black board, sand trace practice and objects.	Justified <input type="checkbox"/>
	Math: a)Recap of oral counting 1-10 and Recap of "Number 1-3".	a) Recap oral counting 1-10 and number 1-3 with values.	Justified <input type="checkbox"/>
	E.V.S.: a) Recap of topic "FRUITS". b) Fruits salad activity.	a) Recap of topic "FRUITS" using informal conversation, real fruits, models, flash cards, flex, book, Ref: Rd pg 8-9. b) <i>Cut up different coloured fruit into slices or bite-size chunks. Place in separate bowls. Encourage your child to create his own fruit salad . Add 1-2 tablespoons (15-25 mL) of orange juice concentrate as the "dressing" or serve with vanilla yogurt . Need fruit ideas? Banana, Apple, watermelon, , pineapple, peach, orange strawberries, and grapes.</i>	Justified <input type="checkbox"/>
	Hindi: a)Recap of swarAkshaṛ - ङ	a) Recap of swaraksharṛ - ङwith objects flash card, sand paper tracing, chart and 2 rhyming lines, Ref: Rd pg 1-3.	Justified <input type="checkbox"/>
	Urdu: a) Recap of huroofs	a) Recap of huroofs—slate practice.	Justified <input type="checkbox"/>
	Break time :	Islamic etiquette of eating and practical demo.	Justified <input type="checkbox"/>
	Games: Physical activity.	Here We Go Here we go—up, up, up. (stand up on toes) Here we go—down, down, down (crouch down to ground) Here we go—moving forward (take a step forward) Here we go—moving backward (take a step back-ward) Here we go round and round and round (spin) Now, here we all sit right down. (sit down in circle).	Justified <input type="checkbox"/>
	Activity Fruit Market	<i>Set out various plastic foods, a cash register: and play money and encourage the children to pretend they are shopping and working in a health-food market,</i>	Justified <input type="checkbox"/>
Teacher Assessment: Smiley for today's involvement, learning and enjoyment of teacher and students. With the best knowledge & Imaan, I rate my accomplishment today as <div style="float: right; margin-top: 10px;">   </div>			

When	What	How	Work done
Day 23 2 nd May	Deeniyat: Introduction of Huroof-e-Tahajji- ب.	Introduction of Huroof-e-Tahajji- ب with tajweed and correct pronunciation.	Justified <input type="checkbox"/>
	English: a) Recap of rhyme with actions. b) Recap of standing, sleeping, slanting lines, Zig-Zag lines and right open curve. c) Activity Book pg 6.	a) Recap of rhymes using chart, models, actions and rhythm. b) Recap of standing, sleeping, slanting lines and Zig-Zag lines and right open curve using black board, sand trace practice and objects. c) Activity Book pg 6 - Trace the given right open curve.	Justified <input type="checkbox"/>
	Math: a) Recap of oral counting 1-10 and Recap of "Number 1-3". b) Recap big and small and Activity Book pg 51.	a) Recap oral counting 1-10 and number 1-3 with values. b) Recap big and small - Activity Book pg 51 - colour the big and circle the small.	Justified <input type="checkbox"/>
	E.V.S.: a) Recap of topic "FRUITS". b) Recap colour Red - Activity book pg 99.	a) Recap of topic "FRUITS" using informal conversation, real fruits, models, flash cards, flex, book, Ref: Rd pg 8-9. b) Recap colour Red - Activity book pg 99 -Colour the given pictures using Red colour.	Justified <input type="checkbox"/>
	Hindi: a) Introduction of ङ	a) Introduction of ङ with objects flash card, sand paper tracing, chart and 2 rhyming lines, Ref: Rd pg4.	Justified <input type="checkbox"/>
	Urdu: a) Recap of hurf ب Rd. pg. 2.	a) Recap of hurf ب Rd pg 2 - Trace and write half page.	Justified <input type="checkbox"/>
	Break time :	Islamic etiquette of eating and practical demo.	Justified <input type="checkbox"/>
	Game : Exercise box	Exercise box - Take a square box and cover it with paper like you would wrap a gift. Then on each side, write a direction. It could be hop, jump backwards, touch your toes, run in place, hop on one foot, jump-ing jacks, etc. Start the exercise, 1st call out "1", then roll the box and perform that activity. Then call out "2", roll the box again and perform that activity. Repeat until you reach number 10.	Justified <input type="checkbox"/>
Activity: Produce Painting	Choose a large variety of produce that you can cut in half to provide different "stamp" shapes for the children to use with paint! Some that we have used are apples, one slice of orange (that we cut shapes into!). For best results, only provide a very shallow amount of paint in the tray so that the paint does not go on the produce too thickly.	Justified <input type="checkbox"/>	
Homework : Urdu : Rd pg 2.			
Teacher Assessment: Smiley for today's involvement, learning and enjoyment of teacher and students. With the best knowledge & Imaan, I rate my accomplishment today as			
			 

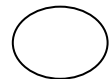
When	What	How	Work done
Day 24 3 rd May	Deeniyat: Recapof Huroof-e-Tahajjil- ب.	Recapof Huroof-e-Tahajjil- ب with tajweed and correct pronunciation.	Justified <input type="checkbox"/>
	English: a) Recap of rhymeswith actions. b) Recap of standing, sleeping, slanting lines, Zig-Zag lines and right open curve. c) NB pg 7.	a) Recap of rhymes with actions using chart, models, actions and rhythm. b) Recap of standing, sleeping, slanting lines and Zig-Zag lines and right open curve using black board, sand trace practice and objects. c) NB pg 7 - Trace the right open curve - half page.	Justified <input type="checkbox"/>
	Math: a)Introduction of Sorting Rd pg.4	a)Introduction of Sorting Rd pg.4 - Encircle the similar objects.	Justified <input type="checkbox"/>
	E.V.S.: a) Recap of topic "My Body".	a) Recap of topic 'My Body' through game? "My box Activity "Have the cuts outs of body parts in the box and then call students and remove the body parts one by one from the box and then revise through conversation questions with them	Justified <input type="checkbox"/>
	Hindi: a)Recap of क	a) Recap of क with objects flash card, sand paper tracing, chart and 2 rhyiming lines, Ref: Rd pg 4 + slate practice.	Justified <input type="checkbox"/>
	Urdu: a) Recap of huroofsپ 3 gp dR	a) Recap of huroofپ slate practice.	Justified <input type="checkbox"/>
	Break time :	Islamic etiquette of eating and practical demo.	Justified <input type="checkbox"/>
	Game : People sort	People sort - Have the children sort themselves! Start by having them sort themselves by who has long hair and who has short hair. Then suggest other ways to sort such as wearing dresses, age, color of eyes, boys/girls, colors, etc. Encourage children to suggest ways to sort!	Justified <input type="checkbox"/>
	Activity: Practice of strokes and curves.	Slate practice of strokes and curves.	Justified <input type="checkbox"/>
Home work : English : NB pg.7			
Teacher Assessment: Smiley for today's involvement, learning and enjoyment of teacher and students.  With the best knowledge & Imaan, I rate my accomplishment today as  			

When	What	How	Work done
Day 25 4 th May	Deeniyat: Introduction of Huroof-e-Tahajji تہجیہ.	Introduction of Huroof-e-Tahajji تہجیہ with tajweed and correct pronunciation.	Justified <input type="checkbox"/>
	English: a) Recap of rhymes with actions. b) Recap of strokes and curves. c) Introduction of left open curve: d) Recap fat x thin - Activity book pg. 45	a) Recap of rhymes with actions using chart, models, actions and rhythm. b) Recap of strokes and curves and introduction of left open curve using black board, sand trace practice and objects. d) Recap fat x thin - Activity book pg. 45 -colour the fat and circle the thin.	Justified <input type="checkbox"/>
	Math: a) Introduction of grouping Rd pg. 5	Introduction of grouping by practically involving students and making groups of girls and boys, group of crayons and pencils and ...Rd pg. 5 -Group similar objects by drawing a circle around them.	Justified <input type="checkbox"/>
	E.V.S.: a) Recap 'My body' Q/A -. b) Activity book pg. 75	a) Recap of topic "My Body" using informal conversation, showing body parts, flash cards, flex, book. b) Activity book pg. 75 - Colour the given pictures.	<input type="checkbox"/>
	Hindi: a) Recap of क	a) Recap of क with objects flash card, sand paper tracing, chart and 2 rhyming lines, Ref: Rd pg 4 + slate practice.	Justified <input type="checkbox"/>
	Urdu: a) Recap of hurf پ 3 gp dR	a) a) Recap of hurf پ Rd pg 3 - Trace and write half page.	Justified <input type="checkbox"/>
	Break time :	Islamic etiquette of eating and practical demo.	Justified <input type="checkbox"/>
	Game : Name pantomimes	Name pantomimes - Act out movement based upon first letter of each child's name. Ahmed recites, Fatima jumps, Abdullah hops, Sara skips, Haroon wiggles, Hadeeqa jiggles, Ayesha dances, Khubaib tickles, Shaina swings, etc.	Justified <input type="checkbox"/>
Activity: I , Me and Myself	Fold a 10' x 2' card paperstrip in half so each half is I wide Help the children write their names on both sides of the card, with the crease at the top. Open the folded card s ightly and display the creation on their desks as a nameplate.	Justified <input type="checkbox"/>	
Home Work: Urdu: Rd pg. 3			
Teacher Assessment: Smiley for today's involvement, learning and enjoyment of teacher and students. With the best knowledge & Imaan, I rate my accomplishment today as			

When	What	How	Work done
Day 26 5 th May	Deeniyat: Recap of Huroof-e-Tahajji تـتـت.	Introduction of Huroof-e-Tahajji تـتـت with tajweed and correct pronunciation.	Justified <input type="checkbox"/>
	English: a) Recap of rhyme with actions. b) Recap of strokes and curves. c) Activity book pg. 7	a) Recap of rhymes with action using chart, models, actions and rhythm. b) b) Recap of strokes and curves using black board, sand trace practice and objects. c) Activity book pg. 7 -Trace the given left open curve.	Justified <input type="checkbox"/>
	Math: a)Recap big x small Rd pg. 6	a) Recap big x small Rd pg. 6 - Circle the small one.	Justified <input type="checkbox"/>
	E.V.S. : a) Recap our Food Q/A.	a) Recap of topic "Our Food" using informal conversation, Q/A, flex, book.	Justified <input type="checkbox"/>
	Hindi: a)Recap of swarAkshar अ - इ Rd pg. 5	a)Recap of swarAkshar अ - इ Rd pg. 5 - Match the akshar with the correct picture and similar akshar.	Justified <input type="checkbox"/>
	Urdu: a)Introduction of ت	a) Introduction of ت with objects using board work, chart, flash card and books, Ref: Rd pg 4.	Justified <input type="checkbox"/>
	Break time :	Islamic etiquette of eating and practical demo.	Justified <input type="checkbox"/>
	Game : Name pantomimes	Name pantomimes -Act out movement based upon first letter of each child's name. Ahmed recites, Fatima jumps, Abdullah hops, Sara skips, Haroon wiggles, Hadeeqa jiggles, Ayesha dances, Khubaib tickles, Shaina swings, etc.	Justified <input type="checkbox"/>
	Activity: My Healthy Food Plate	Provide children with paper plates, markers, crayons, and cut out of healthy foods, Encourage the children to draw or cut out pictures of their favourite healthy foods and glue them onto the plates,	Justified <input type="checkbox"/>
Teacher Assessment: Smiley for today's involvement, learning and enjoyment of teacher and students.  With the best knowledge & Imaan, I rate my accomplishment today as 			

When	What	How	Work done
Day 27 6 th May	Deeniyat: Introduction of SuratulFatihaayaat no.1-2.	Introduction of SuratulFatihaayaat no.1-2 with tajweed and correct pronunciation.	Justified <input type="checkbox"/>
	English: a) Recap of rhymes with actions. b) Recap of strokes and curves. c) NB pg. 8.	a) Recap of rhymes with actions using chart, models, actions and rhythm. b) b) Recap of strokes and curves using black board, sand trace practice and objects. c) NB pg. 8 -Trace the left open curve (Half page).	Justified <input type="checkbox"/>
	Math: a)Introduction of concept Tall x short b) Activity book 52.	a)Introduction of concept Tall x short by showing objects, doing actions and practical demo. b) Activity book 52 - colour the tall tree and circle the short tree.	Justified <input type="checkbox"/>
	E.V.S.: a) Recap Our Food Q/A b) Activity book pg. 76	a) Recap of topic "Our Food" using informal conversation, models, flash cards, flex and book. b) Activity book pg. 76 - colour the green for healthy and red for unhealthy food.	Justified <input type="checkbox"/>
	Hindi: a)Recap of swarAksharअ - ई.	a) Recap of swaraksharअ- ईwith objects flash card, sand paper tracing, chart and 2 rhyming lines.	Justified <input type="checkbox"/>
	Urdu: a)Introduction of Hurfح	a) Introduction of Hurfح with objects using board work, chart, flash card and books, Ref: Rd pg 4.	Justified <input type="checkbox"/>
	Break time :	Islamic etiquette of eating and practical demo.	Justified <input type="checkbox"/>
	Activity: Color collages	Color collages -Provide 1 piece of red construction paper and 1 piece of green construction paper. Provide magazines, Sunday newspaper ads, old calendar pages, etc. Encourage children to cut items that are red and paste onto red construction paper and cut items that are green and paste onto green construction paper. Help child label items.	Justified <input type="checkbox"/>
Home Work: English: NB pg. 8			
Teacher Assessment: Smiley for today's involvement, learning and enjoyment of teacher and students. With the best knowledge & Imaan, I rate my accomplishment today as			



8th May 2017- Water Play Activity.

When	What	How	Work done
Day 28 8 th May	Water Play Activity	<ul style="list-style-type: none"> •To have fun and enjoyment. •To make the learning easy and fun, long lasting. (Full, empty, sink, floating, and ...) 	Justified <input type="checkbox"/>
Teacher Assessment: Smiley for today's involvement, learning and enjoyment of teacher and student <input type="checkbox"/> With the best knowledge & Imaan, I rate my accomplishment today <input type="checkbox"/> 10			

When	What	How	Work done
Day 29 9 th May	Audio Visual Aids	<ul style="list-style-type: none"> •To have fun and enjoyment. •To make the learning easy and fun, long lasting. (Good moral rhymes and stories) 	Justified <input type="checkbox"/>
Teacher Assessment: Smiley for today's involvement, learning and enjoyment of teacher and student <input type="checkbox"/> With the best knowledge & Imaan, I rate my accomplishment today <input type="checkbox"/> 10			

Note: Summer Holidays - 10th May to 1st July 2017.

The School re-opens on 3rd July 2017.

20th May Saturday P.T.M.

Dispatch Holiday Homework Booklet.