

Day wise plan for the month of May 2017

Class - Nursery- Delhi

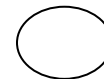
When	What	How	Work done
Day 19 1 st May	Deeniyat: Recap of Tasmiyah	Making the child repeat the Tasmiyah with correct pronunciation.	Justified <input type="checkbox"/>
	English: a) Conversation questions: Recap of Q. no 2 and 3. b) Rhymes: Recap of rhyme with actions. c) Recap of standing, sleeping, slanting lines and recap of left slanting lines. d) Recap letter 'Aa' introduction of letter 'Bb'.	a) Talking to the child on Islamic greeting and informal talk. Recap of Q. no 2 and 3. b) Recap of rhyme with actions (Body Movement and Rhythm). c) Recap of standing, sleeping, slanting and left slanting lines using thick crayons (Objective should be achieved). d) Recap letter 'Aa' through Build An Ant Hill Worksheet and Introduce Letter B:Show the children the Letter B poster. Trace over the letter with your fingers. Ask the children to do the same. Trace the letter B in the air. Make a letter B basket that includes several items that start with the letter B. Pronounce clearly the B sound when identifying the items. Ask children to repeat or name the items in the basket. Ask the children what other items could be put in the basket.	Justified <input type="checkbox"/>
	Math: a)Recap of number 1. b) Activity Book pg no 62.	a) Recap of number 1. b) Tracing of number 1 and pasting one value for it. Activity Book pg no 62.	Justified <input type="checkbox"/>
	EVS: Recap of topic "My Body" through conversation questions.	Recap of topic 'My Body' through game? "My box Activity "Have the cuts outs of body parts in the box and then call students and remove the body parts one by one from the box and then revise through conversation questions with them	Justified <input type="checkbox"/>
	Break time	Islamic etiquette of eating and practical demo.	Justified <input type="checkbox"/>
	Games:Blow Bubbles	Teachers will blow bubbles .As the bubbles float, the children can either 'pop' them by poking them with their fingers, 'catch them' by clapping the bubbles between their hands or stamp/jump on them when they hit the ground.	Justified <input type="checkbox"/>
	Activity: Free hand drawing using red crayon.	Make the children do free hand drawing using red crayon on old newspapers.	Justified <input type="checkbox"/>
Teacher Assessment: Smiley for today's involvement, learning and enjoyment of teacher and students.			
With the best knowledge &Imaan, I rate my accomplishment today as 10			

When	What	How	Work done
Day 20 2 nd May	Deeniyat: Recap of Tasmiyah	Making the child repeat the Tasmiyah with correct pronunciation.	Justified <input type="checkbox"/>
	English: a) Conversation questions: Recap of Q. no 1, 2 and 3. b) Rhymes: Recap of rhyme with actions. c) Story telling: Recap of story 'The Lion and The Mouse'. d) Recap of standing, sleeping, slanting lines and recap of left slanting lines. Activity Book pg no 4. e) Recap letter Aa-Bb.	a) Talking to the child on Islamic greeting and informal talk. Recap of Q. no 1, 2 and 3. b) Recap of rhyme with actions (Body Movement and Rhythm). c) Recap of story "The Lion and The Mouse" by showing books, puppets or models through dramatization. d) Recap of standing, sleeping, slanting and left slanting lines. Activity Book pg no 4 using thick crayons (Objective should be achieved). e) Recap letter Aa-Bb.	Justified <input type="checkbox"/>
	Math: a)Recap of number 1.	a) Recap of number 1.	Justified <input type="checkbox"/>
	EVS: Introduction of topic FRUITS .	Introduction of topic FRUITS through Fruit Fetch Activity: Try and take enough plastic fruit pieces for each student (e.g. if you have 16 students you need two of each plastic fruit - if you don't have enough plastic fruit use our fruit flashcards instead). Throw the fruit around the classroom. Model the activity: say "(Your name) give me a/an (apple)". Get up, find the fruit and put it into the box. Now hold the box and instruct a student to pick up a fruit, bring it back to you and put it in the box. Do for each student in the class.	Justified <input type="checkbox"/>
	Break time	Islamic etiquette of eating and practical demo.	Justified <input type="checkbox"/>
	Games: Organized game (Picking FRUITS cards).	By taking the children out in the open area. Scatter cards of letters, numbers, pictures, fruits pictures in that area and make the children pick only fruits picture card and talk about it.	Justified <input type="checkbox"/>
	Activity: Produce Painting	Choose a large variety of produce that you can cut in half to provide different "stamp" shapes for the children to use with paint! Some that we have used are apples, one slice of orange (that we cut shapes into!). For best results, only provide a very shallow amount of paint in the tray so that the paint does not go on the produce too thickly.	Justified <input type="checkbox"/>

Teacher Assessment:

Smiley for today's involvement, learning and enjoyment of teacher and students.

With the best knowledge & Imaan, I rate my accomplishment today as



When	What	How	Work done
Day 21 3 rd May	Deeniyat: Recap of Tasmiyah	Making the child repeat the Tasmiyah with correct pronunciation.	Justified <input type="checkbox"/>
	English: a) Conversation questions: Recap of Q. no 1, 2 and 3. b) Rhymes: Recap of rhyme with actions. c) Story telling: Recap of story 'The Lion and The Mouse'. d) Recap of standing, sleeping, slanting lines and introduction of right open curve. e) Recap of concept big and small. f) Recap letter Aa-Bb. g) Activity book pg 12.	a) Talking to the child on Islamic greeting and informal talk. Recap of Q. no 1, 2 and 3. b) Recap of rhyme with actions (Body Movement and Rhythm). c) Recap of story "The Lion and The Mouse" by showing books, puppets or models through dramatization. d) Recap of standing, sleeping, slanting lines and introduction of right open curve using blackboard, slate work and sand tray practice. e) Recap of concept big and small using charts, objects, classroom material and pictures. f) Recap letter Aa-Bb. g) Activity book pg 12 - tracing and thumb printing.	Justified <input type="checkbox"/>
	Math: a)Recap of number 1.	a) Recap of number 1.	Justified <input type="checkbox"/>
	EVS: Recap of topic FRUITS. Through Fruit Rope Game Jump	Take a length of rope, and lay it across the floor at one end of the classroom. On one side place the 8 plastic fruit and the box. Have your student's line up on the other side of the rope. Model: "(Your name), put the (apple) in the box". Run up to the rope, jump over the rope (say "Jump!") select the correct fruit and put it in the box. Now instruct each student to do the activity	Justified <input type="checkbox"/>
	Break time: FRUITY FRIDAY	Islamic etiquette of eating and practical demo.FRUITY FRIDAY activity.	Justified <input type="checkbox"/>
	Games: Organized game (Hula Hoop)	The children step into a hoop and hold them at waist level. Explain that this is their 'car' and they should not bump anyone else's. Give them word directions e.g. stop and go, stand up and sit down. Give some particular instructions to match movements e.g. Motorway - run, running out of petrol - jump, flat tyre - stand on one leg, reverse - go backwards.	Justified <input type="checkbox"/>
	Activity: Food Plate	Provide children with paper plates, markers, crayons, and fruits cut outs of healthy foods, Encourage the children to draw or cut out of pictures of the favorite healthy foods and glue them onto the plates,	Justified <input type="checkbox"/>
Teacher Assessment: Smiley for today's involvement, learning and enjoyment of teacher and students.			
With the best knowledge & Imaan, I rate my accomplishment today as <input type="checkbox"/> 10 <input type="checkbox"/>			

When	What	How	Work done
Day 22 4 th May	Deeniyat: Recap of Ta'awwuz, Tasmiyah	Making the child repeat the Ta'awwuz, Tasmiyah with correct pronunciation.	Justified <input type="checkbox"/>
	English: a) Conversation questions: Recap of Q. no 1, 2 and 3. b) Rhymes: Recap of rhyme with actions. c) Story telling: Recap of story 'The Lion and The Mouse'. d) Recap of standing, sleeping, slanting lines and right open curve. e) Recap of concept big and small. f) Recap letter Aa-Bb.	a) Talking to the child on Islamic greeting and informal talk. Recap of Q. no 1, 2 and 3. b) Recap of rhyme with actions (Body Movement and Rhythm). c) Recap of story "The Lion and The Mouse" by showing books, puppets or models through dramatization. d) Recap of standing, sleeping, slanting lines and right open curve using blackboard, slate work and sand tray practice. e) Recap of concept big and small using charts, objects, classroom material and pictures. f) Recap letter Aa-Bb.	Justified <input type="checkbox"/>
	Math: a)Recap of number 1. b) Introduction of oral counting 1 to 5.	a) Recap of number 1. b) Right numbers 1 to 5 on the board and make the children do oral counting by doing actions.	Justified <input type="checkbox"/>
	EVS: Recap of topic FRUITS. "What fruit do you like"	Sit everyone down to watch you. Take out the 8 plastic fruit. Take one and say "Yummy! I like (apples)!". Put it to your right side. Take another fruit and do the same. Next, take a fruit and say "Yuk! I don't like (melons)". Put it to your left. Keep going with the rest of the fruit until you have some fruit (likes) on your right and some (dislikes) on your left. Put the fruit you like in front of you and say "I like apples, grapes, pineapples ... etc.). Then ask a student "What fruit do you like?". Encourage him/her to say "I like ..." and list the fruit he/she likes. Go around the class asking each student the question	Justified <input type="checkbox"/>
	Break time: FRUIT SALAD activity.	Cut up different coloured fruit into slices or bite-size chunks. Place in separate bowls. Encourage your child to create his own fruit salad . Add 1-2 tablespoons (15-25 mL) of orange juice concentrate as the "dressing" or serve with vanilla yogurt . Need fruit ideas? Banana, Apple, watermelon, , pineapple, peach, orange strawberries, and grapes.	Justified <input type="checkbox"/>
	Activity : Fruits Rhyme	Fruit Rhyme : 5 A Day Fruit Five a day, Five a day, Keep you fit in every way. Fruits are good to eat. Healthy food can be a treat! Red or green round and sweet.... Apples are such fun to eat. Munch and crunch one every day. You will keep the Doctor well away! Keep a cold well away, Eat an orange every day. Full of juice and vitamin C, We are as Healthy as can be.	Justified <input type="checkbox"/>
Activity: Fruit Market	Set out various plastic foods, a cash register: and	Justified <input type="checkbox"/>	



play money and encourage the children to pretend they are shopping and working in a health-food market,

Teacher Assessment:


Smiley for today's involvement, learning and enjoyment of teacher and students.

With the best knowledge & Imaan, I rate my accomplishment today as



10





When	What	How	Work done
Day 23 5 th May	Deeniyat: Introduction of khaane se pehle ki dua.	Introduction of khaane se pehle ki dua. With practical demo.	Justified <input type="checkbox"/>
	English: a) Conversation questions: Recap of Q. no 1, 2 and 3. b) Rhymes: Recap of rhyme with actions. c) Story telling: Recap of story 'The Lion and The Mouse'. d) Recap of standing, sleeping, slanting lines and right open curve. e) Recap of concept big and small. f) Recap letters Aa-Bb. g) Activity book pg 5.	a) Talk to the child on Islamic greeting and informal talk. Recap of Q. no 1, 2 and 3. b) Recap of rhyme with actions (Body Movement and Rhythm). c) Recap of story "The Lion and The Mouse" by showing books, puppets or models through dramatization. d) Recap of standing, sleeping, slanting lines and right open curve using blackboard, slate work and sand tray practice. e) Recap of concept big and small using charts, objects, classroom material and pictures. f) Recap letters Aa-Bb. g) Activity book pg 5- Trace the given right open curve.	Justified <input type="checkbox"/>
	Math: a) Recap of number 1. b) Recap of oral counting 1 to 5.	a) Recap of number 1. b) Write numbers 1 to 5 on the board and make the children do oral counting by doing actions.	Justified <input type="checkbox"/>
	EVS: Recap of topic FRUITS through Fruit Tasting Activity	Buy a piece of fruit for each of the 8 fruits your class has studied. If you can't get all the fruit (out of season) don't worry, just get as many as you can. Cut the fruit up into tiny squares - try and get all the squares roughly the same size. Put each fruit's squares on separate paper or plastic plates. In class, bring the plates into the classroom (don't have them in the class before this activity as you will never get the students' attention) and lay them	Justified <input type="checkbox"/>

		<p>out on a table. Your students have to guess which fruit is on each plate by smelling and eating. If you like you can supply plastic spoons for each student. Model to the students what to do, though don't give the game away - make out like you can't figure out which fruit it is you are tasting and have the students taste and guess with you. Encourage vocab such as "Yummy" and "Yuk" and make sure they use the English fruit words and ask them which fruit they like. Good fun!</p>	
Break time:		Islamic etiquette of eating and practical demo.	Justified <input type="checkbox"/>
Games: Organized game (Carnival games)		Set up a few skill games and have a mini carnival: Line up some empty drinks bottles and knock over with a ball. Line up some empty drinks bottles and throw some hoops over the bottles. Line up some bottles on a bench and throw /kick balls to knock them over.	Justified <input type="checkbox"/>
Activity: Art Activity: A is for Apple		Provide each child with a drawing of a tree on light green paper: Provide either flat-end erasers or round sponge stencil brushes, Alternatively, the child may use her index finger to "stamp" apples onto the tree. There is no "wrong" place to stamp an apple. Apples do fall on the ground!	Justified <input type="checkbox"/>
Teacher Assessment: Smiley for today's involvement, learning and enjoyment of teacher and students.			
With the best knowledge & Imaan, I rate my accomplishment today as			
			<input type="checkbox"/> 10 

Note : 8th May 2017 - Water Play Activity

When	What	How	Work done
Day 24 8 th May	Water Play Activity	<ul style="list-style-type: none"> • To have fun and enjoyment. • To make the learning easy and fun, long lasting. (Full, empty, sink, floating, and ...) 	Justified <input type="checkbox"/>
Teacher Assessment: Smiley for today's involvement, learning and enjoyment of teacher and students.  With the best knowledge & Imaan, I rate my accomplishment today as 			

When	What	How	Work done
Day 25 9 th May	Audio Visual Aids	<ul style="list-style-type: none"> • To have fun and enjoyment. • To make the learning easy and fun, long lasting. (Good moral rhymes and stories) 	Justified <input type="checkbox"/>
Teacher Assessment: Smiley for today's involvement, learning and enjoyment of teacher and students.  With the best knowledge & Imaan, I rate my accomplishment today as 			

Note: Summer Holidays - 10th May to 1st July 2017.

The School re-opens on 3rd July 2017.

20th May 2017, Saturday - P.T.M.

Dispatch Holiday Homework Booklet.