

## Day wise plan for the month of June 2017

### Class - Nursery- Maharashtra

When	What	How	Workdone
Day 1  12 <sup>th</sup> June	<b>Deeniyat</b> - Welcoming the toddlers.	Welcoming the toddlers and make them comfortable with the new environment of classroom  How to greet: "Assalamwalekum"and its response "Walekumassalam	Justified <input type="checkbox"/>
	<b>English:</b> a) Conversation questions: Name Game  b)Rhymes: Basic rhymes with actions.  c) Story Telling: Imaginative stories.	a) Teacher starts and says, "My name is _____." Then hands the ball to the child next to her and prompts them to say their name. This continues around the circle. When the ball gets back to the teacher she says, "My name is _____ and I am rolling the ball to _____." This continues around the circle with teacher assisting as needed. When the ball gets back to the teacher she bounces the ball to a child and says, "My name is _____ and I am bouncing the ball to _____." Continue until everyone has had a turn and the children are getting restless. b) Basic rhymes with body actions and rhythm. c) By showing books/puppets or models through dramatization.	Justified <input type="checkbox"/>
	<b>Break time</b>	Islamic etiquette of eating and practical demo. How To Eat: Wash hands. Eat with your right hand. Say Bismillah before eating How to drink water: Sit down with the glass. Say Bismillah. Drink water on small gulps. Say Alhumdulillah after drinking	Justified <input type="checkbox"/>
	<b>Games:</b> Free play with toys.	By engaging children in indoor free play and talking about each toy.	Justified <input type="checkbox"/>

**Teacher Assessment:**

Smiley for today's involvement, learning and enjoyment of teacher and students.

With the best knowledge & Imaan, I rate my accomplishment today as

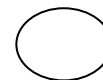



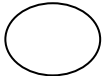
When	What	How	Workdone
Day 2  13 <sup>th</sup> June	<b>Deeniyat:</b> Islamic greeting As-SalaamuAlaikum	Islamic greeting As-SalaamuAlaikum! And its response Walekumassalam wrwbarkatuhu.	Justified
	<b>English:</b> a) Conversation questions: b) Rhymes: Basic rhymes with actions. Recap of New Rhyme "Little Muslim". c) Story Telling: Imaginative stories.	a) Teacher starts and says, "My name is _____." Then hands the ball to the child next to her and prompts them to say their name. This continues around the circle. When the ball gets back to the teacher she says, "My name is _____ and I am rolling the ball to _____." This continues around the circle with teacher assisting as needed. When the ball gets back to the teacher she bounces the ball to a child and says, "My name is _____ and I am bouncing the ball to _____." Continue until everyone has had a turn and the children are getting restless. b) "Little Muslim" with body actions and rhythm. c) By showing books/puppets or models through dramatization.	Justified
	<b>Break time</b>	Islamic etiquette of eating and practical demo. How To Eat: Wash hands. Eat with your right hand. Say Bismillah before eating How to drink water: Sit down with the glass. Say Bismillah. Drink water on small gulps. Say Alhumdulillah after drinking.	Justified
	<b>Game</b> - Physical Activities - How to obey orders	Sit down, Standup, hands up and down, sleep (with heads on desk), form a line, go, come, take out your book, finger on the lips How to smile in Sunnah way: Smile. Do Not Show your teeth. Smile with closed lips How and when to say Jazakallah "Thank you" "what do we understand by Jazakallah"	Justified

**Teacher Assessment:**

Smiley for today's involvement, learning and enjoyment of teacher and students.

With the best knowledge & Imaan, I rate my accomplishment today as



When	What	How	Workdone
	<b>Deeniyat:</b> Islamic greeting As-SalaamuAlaikum	Islamic greeting As-SalaamuAlaikum! And its response Walekumassalam wrwbarkatuhu.	Justified <input type="checkbox"/>
Day 3  14 <sup>th</sup> June	<b>English:</b> a) Conversation questions: Talking to the child on islamic greetings and informal. b) Rhymes: Recap rhymes with actions. c) Story telling: Imaginative stories and introduction of story 'The Lion and The Mouse'.	a) Teacher starts and says, "My name is _____." Then hands the ball to the child next to her and prompts them to say their name. This continues around the circle. When the ball gets back to the teacher she says, "My name is _____ and I am rolling the ball to _____." This continues around the circle with teacher assisting as needed. When the ball gets back to the teacher she bounces the ball to a child and says, "My name is _____ and I am bouncing the ball to _____." Continue until everyone has had a turn and the children are getting restless. b) Recap rhyme with body actions and rhythm. c) Facilitator will come and wish all the students warmly and with a smiling face. Then facilitator tells the students that there is someone who came to Welcome you. And ask students whether they want to know who is it? <b>E. A-</b> Some of the students will reply 'YES' we want to know. Then facilitator will introduce the class the puppets of Lion and Mouse, and tell the children that they came from Jungle to say HELLO to all of you and to be your friend. Then narrates the story "The Lion and The Mouse" by showing books, puppets or models through dramatization.	Justified <input type="checkbox"/>
	<b>Break time</b>	Islamic etiquette of eating and practical demo. How To Eat: Wash hands. Eat with your right hand. Say Bismillah before eating How to drink water: Sit down with the glass. Say Bismillah. Drink water on small gulps. Say Alhumdulillah after drinking	Justified <input type="checkbox"/>
	<b>Games:</b> Outdoor play.	Facilitator will take the children out and engage them motivate them to play on slider, cycle ..... turn wise involving all the students.	Justified <input type="checkbox"/>
<p><b>Teacher Assessment:</b> Smiley for today's involvement, learning and enjoyment of teacher and students.</p> <p>With the best knowledge &amp; Imaan, I rate my accomplishment today as</p> <div style="text-align: right;">   </div>			

When	What	How	Workdone
Day 4  15 <sup>th</sup> June	<b>Deeniyat:</b> Islamic greeting As-SalaamuAlaikum	Islamic greeting As-SalaamuAlaikum! And its response Walekumassalam wrwbarkatuhu.	Justified <input type="checkbox"/>
	<b>English:</b> a) Conversation questions: Introduction of Q. no 1. b) Rhymes: Recap rhymes with actions. c) Story telling: Recap of story 'The Lion and The Mouse'. d) Introduction of standing line.	a) Q: What do you say when you meet someone? A: As Salaamu Alaikum b) Recap rhymes with body actions and rhythm. Good Morning to You, Good Morning to You, Good Morning dear friends, It's nice to see YOU! Good Morning to (child's name) Good Morning to (child's name) c) Recap of story "The Lion and The Mouse" by showing books, puppets or models through dramatization. d) Introduction of standing line using blackboard, slate work and sand tray practice.	Justified <input type="checkbox"/>
	<b>Break time</b>	Islamic etiquette of eating and practical demo. How To Eat: Wash hands. Eat with your right hand. Say Bismillah before eating How to drink water: Sit down with the glass. Say Bismillah. Drink water on small gulps. Say Alhumdulillah after drinking.	Justified <input type="checkbox"/>
	<b>Activity:</b> Name Tags	Provide index cards in different colors with 2 holes punched out at the top, lengthwise. Provide small stickers (stars, flowers, hearts, cars, etc.) for children to decorate around their name. Lace yarn through holes on cards to make name necklaces for children to wear today and throughout the week.	Justified <input type="checkbox"/>

**Teacher Assessment:**

Smiley for today's involvement, learning and enjoyment of teacher and students.

With the best knowledge & Imaan, I rate my accomplishment today as



When	What	How	Workdone
Day 5  16 <sup>th</sup> June	<b>Deeniyat:</b> Islamic greeting As-SalaamuAlaikum	Islamic greeting As-SalaamuAlaikum! And its response Walekumassalam wrwbarkatuhu.	Justified <input type="checkbox"/>
	<b>English:</b> a) Conversation questions: Recap of Q. no 1. b) Rhymes: Recap rhymes with actions. c) Story telling: Recap of story 'The Lion and The Mouse'. d) Recap of standing line.	a) Recap of Q. no 1. b) Recap rhymes with body actions and rhythm. Good Morning to You, Good Morning to You, Good Morning dear friends, It's nice to see YOU! Good Morning to (child's name) Good Morning to (child's name) c) Recap of story "The Lion and The Mouse" by showing books, puppets or models through dramatization. d) Recap of standing line using blackboard, slate work and sand tray practice.	Justified <input type="checkbox"/>
	<b>Math:</b> Introduction of number 1.	Facilitator recall all the questions which she has asked yesterday from the students starting from Index finger, How many lunch-box do you have in your bag?, How many things do you have ONE on your face? Facilitator introduces a new question that How many Moon you see at night?  <b>E.A-</b> Students will reply according to their knowledge.  Then facilitator tell them 'We see ONE Moon at night.' Then facilitator ask How many Sun are there? <b>E.A-</b> Students will reply ONE (they have got idea about the concept of ONE.)	Justified <input type="checkbox"/>
	<b>Break time</b>	Islamic etiquette of eating and practical demo. How To Eat: Wash hands. Eat with your right hand. Say Bismillah before eating How to drink water: Sit down with the glass. Say Bismillah. Drink water on small gulps. Say Alhumdulillah after drinking.	Justified <input type="checkbox"/>
	<b>Game:</b> Running race.	By taking the children out in the open area and have running race involving all the students.	Justified <input type="checkbox"/>
<b>Teacher Assessment:</b> Smiley for today's involvement, learning and enjoyment of teacher and students.  With the best knowledge & Imaan, I rate my accomplishment today as <input type="checkbox"/> <input type="checkbox"/> <input type="checkbox"/> <input type="checkbox"/> <input type="checkbox"/> <input type="checkbox"/> <input type="checkbox"/> <input type="checkbox"/> <input type="checkbox"/> <input type="checkbox"/>			




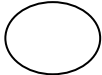
When	What	How	Workdone
Day 6  19 <sup>th</sup> June	<b>Deeniyat:</b> Islamic greeting As Salaamu Alaikum and Introduction of Q.1. Hum koun hai?	Making the child repeat the complete salaam "As-Salaaamu Aalikum" and its importance and Introduction of Q.1. Hum koun hai?	Justified <input type="checkbox"/>
	<b>English:</b> a) Conversation questions: Recap of Q. no 1 and introduction of Q. no 2. b) Rhymes: Recap rhymes with actions and for fun. c) Story telling: Recap of story 'The Lion and The Mouse'. d) Recap of standing line.	a) Talking to the child on Islamic greeting and informal talk. Recap of Q. no 1 and introduction of Q. no2. How are you? A: Alhamdulillah! I am fine, Thank you. b) Recap rhymes with body actions and rhythm. Good Morning to You, Good Morning to You, Good Morning dear friends, It's nice to see YOU! Good Morning to (child's name) Good Morning to (child's name) c) Recap of story "The Lion and The Mouse" by showing books, puppets or models through dramatization. d) Recap of standing line using blackboard, slate work and sand tray practice.	Justified <input type="checkbox"/>
	<b>Math:</b> Recap of number 1.	Show the children the Number 1 poster. Trace over the number 1 with your fingers. Ask the children to do the same. Trace the number 1 in the air or use personal wipe-off boards.	Justified <input type="checkbox"/>
	<b>EVS:</b> Introduction of topic "My Body".	Welcome Song: Give Me Five. (getting student's at-tention, Hold up 1 finger as you say each rule. You'll soon find your students reciting these with you. ) Eyes are watching Ears are listening Mouth is quiet Hands are to myself Hearts are caring. Involve students and talk about the Body parts and its functions.	Justified <input type="checkbox"/>
	<b>Break time</b>	Islamic etiquette of eating and practical demo. How To Eat: Wash hands. Eat with your right hand. Say Bismillah before eating How to drink water: Sit down with the glass. Say Bismillah. Drink water on small gulps. Say Alhumdulillah after drinking.	Justified <input type="checkbox"/>
	<b>Activity:</b> Story time..	Facilitator will come and wish all the students warmly and with a smiling face. Then facilitator tells the students that there is someone who came to Welcome you. And ask students whether they want to know who is it? <b>E.A</b> -Some of the students will reply 'YES' we want to know. Then facilitator will introduce the class a puppet of any animal and name it 'PIKU' and tell the children that this is PIKU and he came from Jungle to say HELLO to all of you and to be your friend. Students become excited to see and know about PIKU. Then facilitator will go to student's seat one by one and tell his name to the kid and ask his/her, when student tell his/her name to Piku, Piku responds- HELLOXYZ and shakes hand with the students while repeating his/her name. Students actively participate in the activity. After the introduction session, facilitator along with PIKU recites Welcome songs for the students and everyone follows Piku.	Justified <input type="checkbox"/>

**Teacher Assessment:**

Smiley for today's involvement, learning and enjoyment of teacher and students.

With the best knowledge & Imaan, I rate my accomplishment today as



When	What	How	Workdone
Day 7  20 <sup>th</sup> June	<b>Deeniyat:</b> Islamic greeting As Salaamu Alaikum and Introduction of Q.1. Hum koun hai?	Making the child repeat the complete salaam "As-Salaamu Aalikum" and its importance and Introduction of Q.1. Hum koun hai?	Justified <input type="checkbox"/>
	<b>English:</b> a) Conversation questions: Recap of Q. no 1 and 2. b) Rhymes: Introduction of rhyme 'Chubby Cheeks'. c) Story telling: Recap of story 'The Lion and The Mouse'. d) Recap of standing line.	a) Talking to the child on Islamic greeting and informal talk. Recap of Q. no 1 and 2. b) Introduction of rhyme 'Chubby Cheeks' with body actions and rhythm. c) Recap of story "The Lion and The Mouse" by showing books, puppets or models through dramatization. d) Recap of standing line using blackboard, slate work and sand tray practice.	Justified <input type="checkbox"/>
	<b>Math:</b> Recap of number 1.	Show the children the Number 1 poster. Trace over the number 1 with your fingers. Ask the children to do the same. Trace the number 1 in the air or use personal wipe-off boards.	Justified <input type="checkbox"/>
	<b>EVS:</b> Recap of topic "My Body".	Recap of topic 'My Body' through informal conversation, body actions and rhymes. Eyes are watching Ears are listening Mouth is quiet Hands are to myself Hearts are caring. Involve students and talk about the Body parts and its functions.	Justified <input type="checkbox"/>
	<b>Break time</b>	Islamic etiquette of eating and practical demo. How To Eat: Wash hands. Eat with your right hand. Say Bismillah before eating How to drink water: Sit down with the glass. Say Bismillah. Drink water on small gulps. Say Alhumdulillah after drinking.	Justified <input type="checkbox"/>
	<b>Games:</b> Physical Activity	Physical Activity: Hopping Frogs. Place green lily pads (circular green paper/felt/foam paper) on ground and hop to each one like little frogs. Add directions, go, hop, etc. adds to fun.	Justified <input type="checkbox"/>
	<b>Activity:</b> Practice standing line.	Sand tray practice of standing line.	Justified <input type="checkbox"/>
<b>Teacher Assessment:</b> Smiley for today's involvement, learning and enjoyment of teacher and students.			
With the best knowledge & Imaan, I rate my accomplishment today as  			

When	What	How	Workdone
Day 8 21 <sup>st</sup> June	<b>Deeniyat:</b> Islamic greeting As Salaamu Alaikum and Recap Q.1.	Making the child repeat the complete salaam "As-Salaaamu Aalikum" and its importance and Recap Q.1.	Justified <input type="checkbox"/>
	<b>English:</b> a) Conversation questions: Recap of Q. no 1 and 2. b) Rhymes: Recap of rhyme 'Chubby Cheeks'. c) Story telling: Recap of story 'The Lion and The Mouse'. d) Recap of standing line and introduction of 'Sleeping line'.	a) Talking to the child on Islamic greeting and informal talk. Recap of Q. no 1 and 2. b) Recap of rhyme 'Chubby Cheeks' with body actions and rhythm. c) Recap of story "The Lion and The Mouse" by showing books, puppets or models through dramatization. d) Recap of standing line and introduction of 'Sleeping line' using blackboard, slate work and sand tray practice.	Justified <input type="checkbox"/>
	<b>Math:</b> Recap of number 1.	a) Recap of number 1 using blackboard, flashcards and sand tray practice.	Justified <input type="checkbox"/>
	<b>EVS:</b> Recap of topic "My Body".	Recap of topic 'My Body' through informal conversation, body actions and rhymes.	Justified <input type="checkbox"/>
	<b>Break time</b>	Islamic etiquette of eating and practical demo.	Justified <input type="checkbox"/>
	<b>Games:</b> Organized game running race.	By taking the children out in the open area and have running race involving all the students.	Justified <input type="checkbox"/>
	<b>Activity:</b> Balloon painting.	Balloon painting - Provide small inflated balloons and plates with paint spread around the surface. Allow children to dip the balloons into the paint and then onto a large piece of paper for some very unique art!	Justified <input type="checkbox"/>
<b>Teacher Assessment:</b> Smiley for today's involvement, learning and enjoyment of teacher and students.			
With the best knowledge & Imaan, I rate my accomplishment today as <input type="checkbox"/> 10 <input type="checkbox"/>			


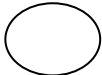


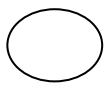
When	What	How	Workdone
Day 9  22 <sup>nd</sup> June	<b>Deeniyat:</b> Islamic greeting As Salaamu Alaikum	Making the child repeat the complete salaam "As-Salaaamu Aalikum" and its importance.	Justified <input type="checkbox"/>
	<b>English:</b> a) Conversation questions: Recap of Q. no 1 and 2. b) Rhymes: Recap of rhyme 'Chubby Cheeks'. c) Story telling: Recap of story 'The Lion and The Mouse'. d) Recap of standing line and 'Sleeping line'. e) Introduction of concept big and small.	a) Talking to the child on Islamic greeting and informal talk. Recap of Q. no 1 and 2. b) Recap of rhyme 'Chubby Cheeks' with body actions and rhythm. c) Recap of story "The Lion and The Mouse" by showing books, puppets or models through dramatization. d) Recap of standing line and 'Sleeping line' using blackboard, slate work and sand tray practice. e) Introduction of concept big and small using charts, objects, classroom material and pictures.	Justified <input type="checkbox"/>
	<b>Math:</b> Recap of number 1.	a) Recap of number 1 using blackboard, flashcards and sand tray practice.	Justified <input type="checkbox"/>
	<b>EVS:</b> Recap of topic "My Body".	Recap of topic 'My Body' through informal conversation, body actions and rhymes.	Justified <input type="checkbox"/>
	<b>Break time</b>	Islamic etiquette of eating and practical demo.	Justified <input type="checkbox"/>
	<b>Games:</b> Organized game.	Exercise box - Take a square box and cover it with paper like you would wrap a gift. Then on each side, write an action. It could be hop, jump backwards, touch your toes, run in place, hop on one foot, jump-ing jacks, etc, involve all the students.	Justified <input type="checkbox"/>
<b>Activity:</b> Balloon painting.	<b>Balloon painting.</b> Provide small inflated balloons and plates with paint spread around the surface. Allow children to dip the balloons into the paint and then onto a large piece of paper for some very unique art!	Justified <input type="checkbox"/>	
<b>Teacher Assessment:</b> Smiley for today's involvement, learning and enjoyment of teacher and students.			
With the best knowledge & Imaan, I rate my accomplishment today as <input type="checkbox"/> 10 <input type="checkbox"/>			

**Note: Greeting cards for students wishing Happy Eid-ul-Fitr**

**Eid-ul-Fitr Holidays from 23<sup>rd</sup> to 27<sup>th</sup> June 2017**

When	What	How	Workdone
Day 10  28 <sup>th</sup> June	<b>Deeniyat:</b> Islamic greeting As Salaamu Alaikum	Making the child repeat the complete salaam "As-Salaaamu Aalikum" and its importance.	Justified <input type="checkbox"/>
	<b>English:</b> a) Conversation questions: Recap of Q. no 1 and 2. b) Rhymes: Recap of rhyme and introduction of rhyme 'One, Two, Three' c) Story telling: Recap of story 'The Lion and The Mouse'. d) Recap of standing line and 'Sleeping line'. e) Recap of concept big and small.	a) Talking to the child on Islamic greeting and informal talk. Recap of Q. no 1 and 2. b) Recap of rhyme and introduction of rhyme 'One, Two, Three' with body actions and rhythm. Good Morning to You, Good Morning to You, Good Morning dear friends, It's nice to see YOU! Good Morning to (child's name) Good Morning to (child's name) Good Morning to (child's name) It's nice to see YOU! c) Recap of story "The Lion and The Mouse" by showing books, puppets or models through dramatization. d) Recap of standing line and 'Sleeping line' using blackboard, slate work and sand tray practice. e) Recap of concept big and small using charts, objects, classroom material and pictures.	Justified <input type="checkbox"/>
	<b>Math:</b> Recap of number 1.	a) Recap of number 1 using blackboard, flashcards and sand tray practice.	Justified <input type="checkbox"/>
	<b>EVS:</b> Recap of topic "My Body".	Recap of topic 'My Body' through informal conversation, body actions and rhymes.	Justified <input type="checkbox"/>
	<b>Break time</b>	Islamic etiquette of eating and practical demo.	Justified <input type="checkbox"/>
	<b>Games:</b> Organized game (Physical exercise).	Friend Song (name) (name) is the friend I see If you are (name) please smile for me Stand up, turn around Wave to your friends and then sit down	Justified <input type="checkbox"/>
<b>Activity:</b> Group discussion.	Friendship game: Discuss what makes a good friend, etc. What do you like to do with your friends? How can we be nice to our friends?	Justified <input type="checkbox"/>	
<b>Teacher Assessment:</b> Smiley for today's involvement, learning and enjoyment of teacher and students.			
With the best knowledge & Imaan, I rate my accomplishment today as <input type="checkbox"/> 10 <input type="checkbox"/>			

When	What	How	Work done
Day 11  29 <sup>th</sup> June	<b>Deeniyat:</b> Recap Salaam and Jawaab	Making the child repeat the complete salaam and jawaab with its importance.	Justified <input type="checkbox"/>
	<b>English:</b> a) Conversation questions: Introduction of Q no 3. b) Rhymes: Recap of rhyme with actions. c) Story telling: Recap of story 'The Lion and The Mouse'. d) Recap of standing line. Activity book page no 1. e) Recap of concept big and small.	a) Talking to the child on Islami greeting and informal talk. Introducing 3Q: What is your name? A: My name is _____. b) Recap of rhyme with actions (Body Movement and Rhythm). c) Recap of story "The Lion and The Mouse" by showing books, puppets or models through dramatization. d) Activity book pg 1 - Trace the given standing line. e) Recap of concept big and small using charts, objects, classroom material and pictures.	Justified <input type="checkbox"/>
	<b>Math:</b> a) Recap of number 1.	a) Recap of number 1.	Justified <input type="checkbox"/>
	<b>EVS:</b> Recap of topic "My Body" through conversation questions.	Recap of topic 'My Body' through conversation questions.	Justified <input type="checkbox"/>
	<b>Break time</b>	Islamic etiquette of eating and practical demo.	Justified <input type="checkbox"/>
	<b>Games:</b> Organized game - Physical activity.	<b>Jump, Jump, Jump</b> ( <i>children move along to song</i> ) We can jump, jump, jump We can hop, hop, hop We can clap, clap, clap, We can stop, stop, stop, We can stretch up both our arms, We can reach and touch our toes, We can bend our knees a little bit, And sit down slow.	Justified <input type="checkbox"/>
	<b>Activity:</b> Slate practice standing line.	Slate practice of standing line.	Justified <input type="checkbox"/>
<b>Teacher Assessment:</b> Smiley for today's involvement, learning and enjoyment of teacher and students.			
With the best knowledge & Imaan, I rate my accomplishment today as  			

When	What	How	Work done
Day 12  30 <sup>th</sup> June	<b>Deeniyat:</b> Introduction of Ta'awwuz	Making the child repeat the Ta'awwuz with correct pronunciation.	Justified <input type="checkbox"/>
	<b>English:</b> a) Conversation questions: Recap of Q. no 1, 2 and 3. c) Story telling: Recap of story 'The Lion and The Mouse'. d) Recap of sleeping line. Activity book page no 2. e) Recap of concept big and small. f) Introduction of letter 'Aa', Rd pg 1.	a) Talking to the child on Islamic greeting and informal talk. Recap of Q. no 1, 2 and 3. c) Recap of story "The Lion and The Mouse" by showing books, puppets or models through dramatization. d) Recap of sleeping line, Activity book pg 2 - Tracing. e) Recap of concept big and small. f) Introduce Letter A: Show the children the Letter A poster. Trace over the letter with your fingers. Ask the children to do the same. Trace the letter A in the air. Make a letter A basket that includes several items that start with the letter A. Pronounce clearly the A sound when identifying the items. Ask children to repeat or name the items in the basket. Ask the children what other items could be put in the basket.	Justified <input type="checkbox"/>
	<b>Math:</b> Recap of number 1.	a) Recap of number 1.	Justified <input type="checkbox"/>
	<b>EVS:</b> Recap of topic "My Body" through conversation questions.	Recap of topic 'My Body' through conversation questions.	Justified <input type="checkbox"/>
	<b>Break time</b>	Islamic etiquette of eating and practical demo.	Justified <input type="checkbox"/>
	<b>Games:</b> Organized game - Physical activity.	<b>Jump, Jump, Jump</b> ( <i>children move along to song</i> ) We can jump, jump, jump We can hop, hop, hop We can clap, clap, clap, We can stop, stop, stop, We can stretch up both our arms, We can reach and touch our toes, We can bend our knees a little bit, And sit down slow.	Justified <input type="checkbox"/>
	<b>Activity:</b> Sand paper cutout tracing of letter 'Aa'.	Sand paper cutout tracing of letter 'Aa', air writing and body writing.	Justified <input type="checkbox"/>
<b>Teacher Assessment:</b> Smiley for today's involvement, learning and enjoyment of teacher and students.  With the best knowledge & Imaan, I rate my accomplishment today as 