
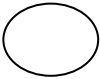


Day wise plan for the month of June 2017

Class - Play Group- Maharashtra

When	What	How	Workdone
Day 1 to 3 12 th June to 14 th June	Deeniyat - Welcoming the toddlers.	Welcoming the toddlers and make them comfortable with the new environment of classroom How to greet: "As-SalaamuAlaikum"and its response "Walekumassalam	Justified <input type="checkbox"/>
	English: a) Conversation questions: b) Rhymes: Basic rhymes with actions.	a) Teacher starts and says, "My name is _____." Then hands the ball to the child next to her and prompts them to say their name. This continues around the circle. When the ball gets back to the teacher she says, "My name is _____ and I am rolling the ball to _____." This continues around the circle with teacher assisting as needed. When the ball gets back to the teacher she bounces the ball to a child and says, "My name is _____ and I am bouncing the ball to _____." Continue until everyone has had a turn and the children are getting restless. b) Basic rhymes with body actions and rhythm.	Justified <input type="checkbox"/>
	Break time	Islamic etiquette of eating and practical demo. How To Eat: Wash hands. Eat with your right hand. Say Bismillah before eating How to drink water: Sit down with the glass. Say Bismillah. Drink water on small gulps. Say Alhumdulillah after drinking	Justified <input type="checkbox"/>
	Games: Free play with toys.	By engaging children in indoor free play and talking about each toy.	Justified <input type="checkbox"/>
Teacher Assessment: Smiley for today's involvement, learning and enjoyment of teacher and students. With the best knowledge & Imaan, I rate my accomplishment today as <div style="float: right; text-align: right;"> </div>			

When	What	How	Workdone
Day 4 15 th June	Deeniyat: Islamic greeting As-SalaamuAlaikum	Islamic greeting As-SalaamuAlaikum! And its response Walekumassalam wrwbarkatuhu.	Justified <input type="checkbox"/>
	English: a) Conversation questions: Recap. b) Rhymes: Recap of rhymes with actions. Introduction of 'Twinkle Twinkle' c) Story Telling: Imaginative story.	a) Q: What do you say when you meet someone? A: As Salaamu Alaikum b) Recap rhymes with body actions and rhythm. Good Morning to You, Good Morning to You, Good Morning dear friends, It's nice to see YOU! Good Morning to (child's name) Good Morning to (child's name) "Twinkle Twinkle" with body actions and rhythm. c) Facilitator will come and wish all the students warmly and with a smiling face narrates an imaginative stories by showing books/puppets or models through dramatization.	Justified <input type="checkbox"/>
	Break time	Refer Day 1	Justified <input type="checkbox"/>
	Games: Outdoor play.	Facilitator will take the children out and engage them motivate them to play on slider, cycle turn wise involving all the students.	Justified <input type="checkbox"/>
Teacher Assessment: Smiley for today's involvement, learning and enjoyment of teacher and students. With the best knowledge & Imaan, I rate my accomplishment today as <div style="float: right; text-align: right;"> <input type="checkbox"/> 10 <input type="checkbox"/> </div>			

When	What	How	Workdone
Day 5 16 th June	Deeniyat: Islamic greeting As-SalaamuAlaikum	Islamic greeting As-SalaamuAlaikum! And its response Walekumassalam wrwbarkatuhu.	Justified <input type="checkbox"/>
	English: a) Conversation questions: Recap of Q. no 1. b) Rhymes: Recap rhymes with actions. c) Story Telling: Introduction of story "The Thirsty Crow".	a) Recap of Q. no 1. b) Recap rhymes with body actions and rhythm. Good Morning to You, Good Morning to You, Good Morning dear friends, It's nice to see YOU! Good Morning to (child's name) Good Morning to (child's name) c) Facilitator will come and wish all the students warmly and with a smiling face. Then facilitator tells the students that there is someone who came to Welcome you. And ask students whether they want to know who is it? E.A- Some of the students will reply 'YES' we want to know. Then facilitator will introduce the class a puppet of Crow, and tell the children that it came from Jungle to say HELLO to all of you and to be your friend. Then narrates the story "The Thirsty Crow" by showing books, puppets or models through dramatization.	Justified <input type="checkbox"/>
	Break time	Refer Day 1	Justified <input type="checkbox"/>
	Game: Crawling practice.	By taking the children out in the open area and have Crawling practice involving all the students.	Justified <input type="checkbox"/>
Teacher Assessment: Smiley for today's involvement, learning and enjoyment of teacher and students. With the best knowledge & Imaan, I rate my accomplishment today as			
 			

When	What	How	Workdone
Day 6 19 th June	Deeniyat: Islamic greeting As Salaamu Alaikum and Introduction of Q.1. Hum koun hai?	Making the child repeat the complete salaam "As-Salaaamu Aalikum" and its importance and Introduction of Q.1. Hum koun hai?	Justified <input type="checkbox"/>
	English: a) Conversation questions: b) Rhymes: Recap of rhymes with action. c) Story Telling: Recap of the story 'The Thirsty Crow'. d) Introduction of standing line 'I'.	a) Talking to the child on Islamic greeting and informal talk. Recap of Q. no 1 b) Recap rhymes with body actions and rhythm. Good Morning to You, Good Morning to You, Good Morning dear friends, It's nice to see YOU! Good Morning to (child's name) Good Morning to (child's name) c) Recap of story 'The Thirsty Crow' by showing books, puppets or models through dramatization. d) Introduction of standing line using blackboard, slate work and sand tray practice.	Justified <input type="checkbox"/>
	Break time	Refer Day 1	Justified <input type="checkbox"/>
	Activity: Story time..	Facilitator will come and wish all the students warmly and with a smiling face. Then facilitator tells the students that there is someone who came to Welcome you. And ask students whether they want to know who is it? E.A- Some of the students will reply 'YES' we want to know. Then facilitator will introduce the class a puppet of any animal and name it 'PIKU' and tell the children that this is PIKU and he came from Jungle to say HELLO to all of you and to be your friend. Students become excited to see and know about PIKU. Then facilitator will go to student's seat one by one and tell his name to the kid and ask his/her, when student tell his/her name to Piku, Piku responds- HELLOXYZ and shakes hand with the students while repeating his/her name. Students actively participate in the activity. After the introduction session, facilitator along with PIKU recites Welcome songs for the students and everyone follows Piku.	Justified <input type="checkbox"/>

Teacher Assessment:


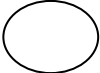
Smiley for today's involvement, learning and enjoyment of teacher and students.

With the best knowledge & Imaan, I rate my accomplishment today as




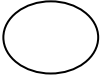
When	What	How	Workdone
Day 7 20 th June	Deeniyat: Islamic greeting As Salaamu Alaikum and Introduction of Q.1. Hum koun hai?	Making the child repeat the complete salaam "As-Salaamu Aalikum" and its importance and Introduction of Q.1. Hum koun hai?	Justified <input type="checkbox"/>
	English: a) Conversation questions: Recap of Q. no 1 b) Rhymes: Recap c) Story telling: Recap of story 'The thirsty Crow'. d) Recap of standing line.	a) Talking to the child on Islamic greeting and informal talk. Recap of Q. no 1. b) Recap rhymes with body actions and rhythm. <i>Good Morning to You, Good Morning to You, Good Morning dear friends, It's nice to see YOU! Good Morning to (child's name) Good Morning to (child's name)</i> c) Recap of story 'The thirsty Crow 'by showing books, puppets or models through dramatization. d) Recap of standing line using blackboard, slate work and sand tray practice.	Justified <input type="checkbox"/>
	Break time	Refer Day 1	Justified <input type="checkbox"/>
	Games: Physical Activity	Physical Activity: Stretching hands; touching toes; hopping Add directions, go, hop, etc. adds to fun.	Justified <input type="checkbox"/>
Teacher Assessment: Smiley for today's involvement, learning and enjoyment of teacher and students. With the best knowledge & Imaan, I rate my accomplishment today as <input type="checkbox"/> 10 <input type="checkbox"/>			

When	What	How	Workdone
Day 8 21 st June	Deeniyat: Islamic greeting As-Salaamu Alaikum! + Recap Q.1.	Making the child repeat the complete salaam "As-Salaamu Aalikum" and its importance and Recap of Q.1. Hum koun hai?	Justified <input type="checkbox"/>
	English: a) Conversation questions: Recap Q no.1 b) Rhymes: Recap of rhyme with actions. c) Story Telling: Recap of the story. d) Recap of standing line and introduction of sleeping line.	a) Talking to the child on Islamic greeting and informal talk. Recap of Q. no 1. b) Recap rhymes with body actions and rhythm. <i>Good Morning to You, Good Morning to You, Good Morning dear friends, It's nice to see YOU! Good Morning to (child's name) Good Morning to (child's name)</i> c) Recap of story 'The thirsty Crow 'by showing books, puppets or models through dramatization. d) Recap of standing line and introduction of Sleeping line using blackboard, slate work and sand tray practice.	Justified <input type="checkbox"/>
	Break time	Islamic etiquettes of eating and drinking.	Justified <input type="checkbox"/>
	Games: Organized game running race.	By taking the children out in the open area and have running race involving all the students.	Justified <input type="checkbox"/>
	Activity: Balloon painting.	Balloon painting. Provide small inflated balloons and plates with paint spread around the surface. Allow children to dip the balloons into the paint and then onto a large piece of paper for some very unique art!	Justified <input type="checkbox"/>
Teacher Assessment: Smiley for today's involvement, learning and enjoyment of teacher and students. With the best knowledge & Imaan, I rate my accomplishment today as <div style="text-align: right;"> <input type="checkbox"/> 10 <input type="checkbox"/> </div>			

When	What	How	Workdone
Day 9 22 nd June	Deeniyat: : Islamic greeting As-Salaamu Alaikum! + Recap Q.1.	Making the child repeat the complete salaam "As-Salaamu Aalikum" and its importance and recap of Q.1. Hum koun hai?	Justified <input type="checkbox"/>
	English a) Conversation questions: Recap question Q.1 b) Rhymes: Recap of rhyme with actions. c) Story Telling: Recap of the story. d) Recap of standing line and sleeping line.	a) Talking to the child on Islamic greeting and informal talk. Recap of Q. no 1. b) Recap rhymes with body actions and rhythm. c) Recap of story 'The thirsty Crow 'by showing books, puppets or models through dramatization. d) Recap of standing and sleeping line using blackboard, slate work and sand tray practice.	Justified <input type="checkbox"/>
	Math: a) Introduction of no 1 using objects, charts, flashcards.	Facilitator recall all the questions which she has asked yesterday from the students starting from Index finger, How many lunch-box do you have in your bag?, How many things do you have ONE on your face? Facilitator introduces a new question that How many Moon you see at night? E.A- Students will reply according to their knowledge. Then facilitator will tell them 'We see ONE Moon at night.' Then facilitator asks How many Sun are there? E.A- Students will reply ONE (they have got idea about the concept of ONE.)	Justified <input type="checkbox"/>
	Break time	Islamic etiquettes of eating.	Justified <input type="checkbox"/>
	Activity: Story time..	Facilitator will come and wish all the students warmly and with a smiling face. Then facilitator tells the students that there is someone who came to Welcome you. And ask students whether they want to know who is it? E.A- Some of the students will reply 'YES' we want to know. Then facilitator will introduce the class a puppet of any animal and name it 'PIKU' and tell the children that this is PIKU and he came from Jungle to say HELLO to all of you and to be your friend. Students become excited to see and know about PIKU. Then facilitator will go to student's seat one by one and tell his name to the kid and ask his/her, when student tell his/her name to Piku, Piku responds- HELLOXYZ and shakes hand with the students while repeating his/her name. Students actively participate in the activity. After the introduction session, facilitator along with PIKU recites Welcome songs for the students and everyone follows Piku.	Justified <input type="checkbox"/>
Teacher Assessment: Smiley for today's involvement, learning and enjoyment of teacher and students. <div style="text-align: right;">   </div> With the best knowledge & Imaan, I rate my accomplishment today as			

Note: Greeting cards for students wishing Happy Eid-ul-Fitr

Eid-ul-Fitr Holidays from 23rd to 27th June 2017

When	What	How	Workdone
Day 10 28 th June	Deeniyat: Islamic greeting As-Salaamu Alaikum! + Introduction Q.2.	Making the child repeat the complete salaam "As-Salaamu Aalikum" and its importance and Introduction of Q.2.	Justified <input type="checkbox"/>
	English: a) Conversation questions: Introduction of Q.no 2. b) Rhymes: Recap of rhyme with action. c) Story Telling: Recap of the story. d) Recap of standing line and sleeping line.	a) Talking to the child on Islamic greeting and informal talk. Introduction of Q. no 2. Q: How are you? A: Alhamdulillah! I am fine. Thank you! b) Recap rhymes with body actions and rhythm. Good Morning to You, Good Morning to You, Good Morning dear friends, It's nice to see YOU! Good Morning to (child's name) Good Morning to (child's name) c) Recap of story 'The thirsty Crow 'by showing books, puppets or models through dramatization. d) Recap of standing and sleeping line using blackboard, slate work and sand tray practice.	Justified <input type="checkbox"/>
	Math: a) Recap of no 1 using objects, charts and flashcards.	Show the children the Number 1 poster. Trace over the number 1 with your fingers. Ask the children to do the same. Trace the number 1 in the air or use personal wipe-off boards.	Justified <input type="checkbox"/>
	Break time	Islamic etiquettes of eating.	Justified <input type="checkbox"/>
	Games: Physical Activity	Physical Activity: Hopping Frogs. Place green lily pads (circular green paper/felt/foam paper) on ground and hop to each one like little frogs. Add directions, go, hop, etc. adds to fun.	Justified <input type="checkbox"/>
Teacher Assessment: Smiley for today's involvement, learning and enjoyment of teacher and students.			
With the best knowledge & Imaan, I rate my accomplishment today as  			

When	What	How	Workdone
Day 11 29 th June	Deeniyat: Islamic greeting As-Salaamu Alaikum!	Making the child repeat the complete salaam "As-Salaamu Aalikum".	Justified <input type="checkbox"/>
	English: a) Conversation questions: Recap Q no.1, 2. b) Rhymes: Introduction of rhyme 'Two little hands to clap clap'. c) Story Telling: Recap of the story. d) Recap of standing line and sleeping line.	a) Talking to the child on Islamic greeting and informal talk. Recap of Q. no 1 and 2. b) Introduction of rhymes "Two little hands to clap clap" with body actions and rhythm. <i>Good Morning to You, Good Morning to You, Good Morning dear friends, It's nice to see YOU! Good Morning to (child's name) Good Morning to (child's name)</i> c) Recap of story 'The thirsty Crow 'by showing books, puppets or models through dramatization. d) Recap of standing line using blackboard, slate work and sand tray practice.	Justified <input type="checkbox"/>
	Math: a) Recap of no 1.	Show the children the Number 1 poster. Trace over the number 1 with your fingers. Ask the children to do the same. Trace the number 1 in the air or use personal wipe-off boards.	Justified <input type="checkbox"/>
	Break time	Islamic etiquettes of eating.	Justified <input type="checkbox"/>
	Games: Organized game (Physical Activity).	Physical Activity: Stretching hands; touching toes; hopping Add directions, go, hop, etc. adds to fun.	Justified <input type="checkbox"/>
	Activity: Paper tearing and crushing.	Paper tearing and crushing - Provide old news papers to the students and allow them to do tearing and crushing.	Justified <input type="checkbox"/>
Teacher Assessment: Smiley for today's involvement, learning and enjoyment of teacher and students. With the best knowledge & Imaan, I rate my accomplishment today as <input type="checkbox"/> 10 <input type="checkbox"/>			

When	What	How	Workdone
Day 12 30 th June	Deeniyat: Islamic greeting As-Salaamu Alaikum!	Making the child repeat the complete salaam "As-Salaamu Aalikum" and its importance.	Justified <input type="checkbox"/>
	English: a) Conversation questions: Recap Q.1 and 2. b) Rhymes: Recap of rhyme with action. d) Recap of standing line and sleeping line. e) Letter - Introduction letter 'Aa' Rd pg 1.	a) Talking to the child on Islamic greeting and informal talk. Recap of Q. no 1 and 2. b) Recap rhymes with body actions and rhythm. Good Morning to You, Good Morning to You, Good Morning dear friends, It's nice to see YOU! Good Morning to (child's name) Good Morning to (child's name) d) Recap of standing line using blackboard, slate work and sand tray practice. e) Introduce Letter A: Show the children the Letter A poster. Trace over the letter with your fingers. Ask the children to do the same. Trace the letter A in the air. Make a letter A basket that includes several items that start with the letter A. Pronounce clearly the A sound when identifying the items. Ask children to repeat or name the items in the basket. Ask the children what other items could be put in the basket.	Justified <input type="checkbox"/>
	Math: a) Recap of no 1.	a) Recap of no 1 using objects, charts and flashcards.	Justified <input type="checkbox"/>
	Break time	Islamic etiquettes of eating.	Justified <input type="checkbox"/>
	Games: Organized game (physical exercise).	Physical Activity: Stretching hands; touching toes; hopping Add directions, go, hop, etc. adds to fun.	Justified <input type="checkbox"/>
	Activity: Balloon painting.	Balloon painting - Provide small inflated balloons and plates with paint spread around the surface. Allow children to dip the balloons into the paint and then onto a large piece of paper for some very unique art!	Justified <input type="checkbox"/>
Teacher Assessment: Smiley for today's involvement, learning and enjoyment of teacher and students. With the best knowledge & Imaan, I rate my accomplishment today as <input type="checkbox"/> <input type="checkbox"/> <input type="checkbox"/> <input type="checkbox"/> <input type="checkbox"/> <input type="checkbox"/> <input type="checkbox"/> <input type="checkbox"/> <input type="checkbox"/> <input type="checkbox"/>			