




Day wise plan for the month of June 2017

Class - PP I- Maharashtra

Basic Portion of Class Nursery Revision

Day	Date	Deeniyat	English	Math	E.V.S	Games / Activities
1	12 th June	<p>Deeniyat: Welcome the toddlers and make them comfortable with the new environment of classroom. How to greet: "Assalamualaiikum" and its response "Walekumassalam"</p>	<p>Conversation questions: Talking to the child on Islamic greetings and informal talk. Recap of Q1.What do you say when you meet someone? Q2. How are you ?</p> <p>Rhymes: Rhymes with body actions and rhythm 'Chubby Cheeks'..... One Two Three.....</p> <p>Identification of letters Identification of letters using picture cards Aa -Gg.</p>	<p>Practical Counting 1-10. Practical counting using objects like ice cream sticks, pencils , crayons.....</p>	<p>Recap topic My Body by showing pictures.</p>	<p>Games : Teacher starts and say, "My name is _____." Then hands the ball to the child next to her and prompts them to say their name. This continues around the circle. When the ball gets back to the teacher she says, "My name is _____ and I am rolling the ball to _____." This continues around the circle with teacher assisting as needed. When the ball gets back to the teacher she bounces the ball to a child and says, "My name is _____ and I am bouncing the ball to _____." Continue until everyone had a turn and the children are getting restless. b) Recap rhyme with body actions and rhythm. c) by showing books/puppets or models through dramatization.</p>
2	13 th June	"	<p>Conversation questions: Talking to the child on Islamic greetings and informal talk. Recap of Q1.What is your name? Q2. What do you say when you want some thing ?</p> <p>Rhymes: Rhymes with body actions and rhythm 'Johny Johnyl'..... Five little parrots.....</p> <p>Identification of letters</p>	<p>Shapes : Circle and Triangle. Practically by showing different objects.</p>	<p>Recap topic Fruits by showing pictures.</p>	<p>Activity: Paper tearing and crushing. Old news paper and crape paper.</p>

			Identification of letters using picture cards Hh-Nn.			
3	14 th June	<p>Recap How to greet: "Assalamualaikum" and its response "Walekumassalam"</p> <p>Recap of complete Huroof -e- Tahajji.</p>	<p>Conversation questions: Talking to the child on Islamic greetings and informal talk. Recap of Q1.What do you say when you hurt someone ? Q2. What is the name of your school?</p> <p>Rhymes: Rhymes with body actions and rhythm 'Butterfly Butterfly'..... Hop a little</p> <p>Identification of letters Identification of letters using picture cards Oo- Tt.</p>	<p>Numbers 1-20 Recap numbers in sequence , before , after and in between.</p>	Recap topic Vegetables by showing pictures.	<p>Activity: Name Tags Name Tags. Provide index cards in different colors with 2 holes punched out at the top, lengthwise. Allow children to write their names, assist as needed. Provide small stickers (stars, flowers, hearts, cars, etc.) for children to decorate around their name. Lace yarn through holes on cards to make name necklaces for children to wear today and throughout the week.</p>
4	15 th June	<p>Recap of complete Huroof -e- Tahajji.</p>	<p>Conversation questions: Talking to the child on Islamic greetings and informal talk. Recap of Q1.What do you say when you hurt someone ? Q2. What is the name of your school?</p> <p>Rhymes: Rhymes with body actions and rhythm 'Humpty Dumpty'..... Bits of papers</p> <p>Identification of letters Identification of letters using picture cards Uu- Zz.</p>	<p>Numbers 1-20 Recap numbers in sequence , before , after and in between.</p>	Recap topic Transport by showing pictures.	"

When	What	How	Work done
Day 5 16 th June	Deeniyat: Islamic greeting As-Salaamu Alaikum	Welcoming the toddlers and make them comfortable with the new environment of classroom. How to greet: "Assalamwalekum" and its response "Walekumassalam"	Justified <input type="checkbox"/>
	English: a) Conversation questions: Introduction of Q.no1 b) Rhymes: Introduction of news rhymes "Allah knows."	a) Q. 1- What is your name? A. My name is _____. b) Introduction of news rhymes "Allah knows." with body actions and rhythm.	Justified <input type="checkbox"/>
	Break time	Refer Day 1	Justified <input type="checkbox"/>
	Games: Free play with toys.	By engaging children in indoor free play and talking about each toy.	Justified <input type="checkbox"/>
	Activity: Friendship Circle.	Friendship Circle- This song helps children learn to identify their names and their classmates names. Put every child's name in a box. <i>Sing:</i> "Here we go round the friendship circle, the friendship circle, the friendship circle. Here we go round the friendship circle with my friend_____." Then pull out a name from the box. Don't say anything and let the child who's name it is say it's me. The other's will learn to identify the other children's names too. Repeat until every name is called.	Justified <input type="checkbox"/>
Teacher Assessment:			
Smiley for today's involvement, learning and enjoyment of teacher and students.			
With the best knowledge & Imaan, I rate my accomplishment today as			
			<input type="checkbox"/> 10 

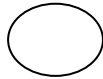
When	What	How	Work done
Day 7 19 th June	Deeniyat: Islamic greeting As-Salaamu Alaikum	Welcoming the toddlers and make them comfortable with the new environment of classroom. How to greet: "Assalamwalekum"and its response "Walekumassalam	Justified <input type="checkbox"/>
	English: a) Conversation questions: Recap of Q.1 and introduction of Q.2. b) Rhymes: Recap rhymes with actions. c) Story telling: Recap of the story. d) Recap of standing line. e) Introduction of opposite fat X thin.	a) Talking to the child on Islamic greetings and informal talk. Recap of Q. no- 1. And Q 2.How are you? b) Recap rhymes with body actions and rhythm. c) Recap of story "Allah is the provider" by showing books/puppets or models through dramatization. d) Recap of standing line using black board and sand trace practice. e) Facilitator will come and wish all the students warmly and with a smiling face. Then facilitator tells the students that there are some guests who came to Welcome you. And ask students whether they want to know who are they ? E.A- Some of the students will reply 'YES' we want to know. Then facilitator will introduce the class the puppets of animals a fat elephant and a thin dog and tell the children that they have come from Jungle to say HELLO to all of you and to be your friend. Students become excited to see and know about them. Then facilitator will go to student's seat one by one and tell the kids a fat elephant and a thin dog, when student responds and shakes hand with the puppets while repeating fat and thin. Students actively participate in the activity. After the introduction session, facilitator along with puppets recites songs for the students and everyone follows it.	Justified <input type="checkbox"/>
	Math: Introduction of oral counting 1-5.	Write numbers 1-5 on black board and draw values along with it and make the children practice orally.	Justified <input type="checkbox"/>
	Break time	Refer Day 1	Justified <input type="checkbox"/>
	Game - Physical Activities - How to obey orders	Sit down, Standup, hands up and down, sleep (with heads on desk), form a line, go, come, take out your book, finger on the lips How to smile in Sunnah way: Smile. Do Not Show your teeth. Smile with closed lips How and when to say Jazakallah "Thank you "what do we understand by Jazakallah	Justified <input type="checkbox"/>
	Activity: Practice standing lines.	Slate practice of standing line	Justified <input type="checkbox"/>

Teacher Assessment:

Smiley for today's involvement, learning and enjoyment of teacher and students.

With the best knowledge & Imaan, I rate my accomplishment today as

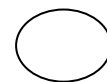


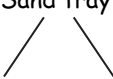

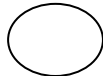
When	What	How	Work done
Day 8 20 th June	Deeniyat: Islamic greeting As-Salaamu Alaikum	Welcoming the toddlers and make them comfortable with the new environment of classroom. How to greet: "Assalamwalekum" and its response "Walekumassalam"	Justified <input type="checkbox"/>
	English: a) Conversation questions: Recap of Q.no-1 and 2. b) Rhymes: Recap rhymes with actions. c) Story telling: Recap of the story. d) Recap of standing and introduction of sleeping line.	a) Talking to the child on Islamic greetings and informal talk. Recap of Q. no- 1. and 2. b) Recap rhymes with actions. c) Recap of story "Allah is the provider" by showing books/puppets or models through dramatization. d) Recap of standing and introduction of sleeping line using black board and sand trace practice.	Justified <input type="checkbox"/>
	Math: Recap of oral counting 1-5. Introduction of number '1'.	Write numbers 1-5 on black board and draw values along with it and make the children practice orally. Facilitator will come and wish all the students warmly and with a smiling face. Then facilitator tells the students that today we will learn a new thing and talks about one head ; one nose, one mouth and even we need to thank Allah for being healthy and focusing that Allah is one 1. Then shows the children the Number 1 poster. Trace over the number 1 with your fingers. Ask the children to do the same. Trace the number 1 in the air or use personal wipe-off boards.	Justified <input type="checkbox"/>
	Break time	Refer Day 1	Justified <input type="checkbox"/>
	Game - Physical Activities - How to obey orders	Sit down, Standup, hands up and down, sleep (with heads on desk), form a line, go, come , take out your book, finger on the lips How to smile in Sunnah way: Smile. Do Not Show your teeth. Smile with closed lips How and when to say Jazakallah "Thank you "what do we understand by Jazakallah	Justified <input type="checkbox"/>
	Activity: Practice standing lines and sleeping line.	Slate practice of standing line and sleeping line.	Justified <input type="checkbox"/>
Teacher Assessment:			
Smiley for today's involvement, learning and enjoyment of teacher and students.			
With the best knowledge & Imaan, I rate my accomplishment today as			
			<input type="checkbox"/> 10 

When	What	How	Work done
Day 9 21 st June	Deeniyat: Recap of Jawab as "Wa alaikum as-salaam wa rahmatullahi wa barkatuhu"	Introduction of Jawab as "Wa alaikum as-salaam wa rahmatullahi wa barkatuhu" along with the teacher and with correct pronunciation.	Justified <input type="checkbox"/>
	English: a) Conversation questions: Introduction of Q.no - 3. b) Rhymes: Recap of rhymes with actions. c) Recap of standing and sleeping line. d) Recap of opposite fat and thin. e) Activity book pg 1.	a) Talking to the child on Islamic greetings and informal talk. Q.no - 3- How old are you ? A. I am _____ years old. b) With body actions and rhythm. c) Recap of standing and sleeping line using black board and sand trace practice. d) Using teaching aids, objects, charts and practical demo. e) Activity book pg 1 - Tracing standing line.	Justified <input type="checkbox"/>
	Math: a) Recap of oral counting 1-5. b) Recap of number 1.	a) Recap oral counting 1-5 b) Recap of number 1 by using object as values and writing on black board.	Justified <input type="checkbox"/>
	E.V.S.: Recap of topic "My Body".	Recap of topic "My Body" through informal conversation, body actions and Q/A.	Justified <input type="checkbox"/>
	Urdu: Introduction of huruf 'l'	Introduction of huruf 'l' with objects angoor and annar, using board work, chart, flash card and books.	Justified <input type="checkbox"/>
	Break time:	Islamic etiquette of eating and practical demo.	Justified <input type="checkbox"/>
	Game : Balloon blowing.	Balloon blowing - Provide small balloons and thread / rubber bands. Allow children to blow the balloons and then tie a piece of thread or rubber band to close it. Allow them to play freely (bouncing /throwing.....).	Justified <input type="checkbox"/>
	Activity: Practice huruf 'l'	Slate practice of huruf 'l'	Justified <input type="checkbox"/>

Teacher Assessment:

Smiley for today's involvement, learning and enjoyment of teacher and student
With the best knowledge & Imaan, I rate my accomplishment today as



When	What	How	Work done
Day 10 22 nd June	Deeniyat: Recap of Jawab as "Wa alaikum as-salaam wa rahmatullahi wa barkatuhu"	Recap of Jawab as "Wa alaikum as-salaam wa rahmatullahi wa barkatuhu" along with the teacher and with correct pronunciation.	Justified <input type="checkbox"/>
	English: a) Conversation questions: Recap Q.no - 3. b) Rhymes: Recap of rhymes with actions. c) Recap of standing and sleeping line and NB pg 1. d) Recap of opposite fat and thin.	a) Talking to the child on Islamic greetings and informal talk. Recap of Q. no 3. b) With body actions and rhythm. c) Recap of standing and sleeping line and NB pg 1 (half page). d) Using teaching aids, objects, charts and practical demo.	Justified <input type="checkbox"/>
	Math: a) Recap of oral counting 1-5 and introduction 6-10. b) Recap of number 1.	a) Recap oral counting 1-5 and introduction 6-10 through rhyme. 1, 2 You know what to do. 3, 4 Sit on the floor. 5, 6 Your feet you fix. 7, 8 Sit up straight. 9, 10 Let's listen again. b) Recap of number 1 by using object as values and writing on black board.	Justified <input type="checkbox"/>
	E.V.S.: Recap of topic "My Body".	Recap of topic "My Body" through informal conversation, body actions and Q/A.	Justified <input type="checkbox"/>
	Hindi: Introduction of Akshar अ	Introduction of Akshar अ using objects and picture cards using black board, flash card, sand paper tracing and chart.	Justified <input type="checkbox"/>
	Urdu: Recap of hurf 'ا'	Recap of hurf 'ا' with objects angoor and annar, using board work, chart, flash card and books.	Justified <input type="checkbox"/>
	Break time:	Islamic etiquette of eating and practical demo.	Justified <input type="checkbox"/>
	Games: Indoor plays (Physical activity).	Friend Song (name) (name) is the friend I see If you are (name) please smile for me Stand up, turn around Wave to your friends and then sit down	Justified <input type="checkbox"/>
	Activity: Practice slanting lines	Sand tray practice of slanting lines. 	Justified <input type="checkbox"/>
Homework : English : NB pg 1.			
Teacher Assessment: Smiley for today's involvement, learning and enjoyment of teacher and students. With the best knowledge & Imaan, I rate my accomplishment today as  			

Note: Greeting cards for students wishing Happy Eid-ul-Fitr

Eid-ul-Fitr Holidays from 23rd to 27th June 2017


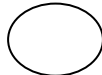
When	What	How	Work done
Day 11 28 th June	Deeniyat: Recap of Jawab as "Wa alaikum as-salaam wa rahmatullahi wa barkatuhu"	Recap of Jawab as "Wa alaikum as-salaam wa rahmatullahi wa barkatuhu" along with the teacher and with correct pronunciation.	Justified <input type="checkbox"/>
	English: a) Conversation questions: Recap of Q.no-1, 2 and introduction of Q.no - 3. b) Rhymes: Recap of rhymes with actions. c) Story telling: Recap of the story. d) Recap of standing, sleeping and Activity book pg 2. e) Recap of opposite fat and thin. f) Activity book pg 2.	a) Talking to the child on Islamic greetings and informal talk. Recap of Q. no- 1, 2 and 3. b) With body actions and rhythm. c) Recap of story "Allah is the provider" by showing books/puppets or models through dramatization. d) Recap of standing, sleeping and Activity book pg 2. e) Using teaching aids, objects, charts and practical demo. f) Activity book pg 2- tracing sleeping line.	Justified <input type="checkbox"/>
	Math: a) Recap of oral counting 1-10. b) Recap of number 1. c) Introduction of comparison big and small.	a) Recap oral counting, and introduction of oral counting 1-10. b) Recap of number 1 by using object as values and writing on black board. c) Introduction of comparison big and small using objects, classroom material, teaching aids, charts and practical demo.	Justified <input type="checkbox"/>
	E.V.S.: Recap of topic "My Body".	Recap of topic "My Body" through informal conversation, body actions and Q/A.	Justified <input type="checkbox"/>
	Hindi: Recap of Akshar अ	Recap of Akshar अ with object annar using black board, flash card, sand paper tracing and chart.	Justified <input type="checkbox"/>
	Urdu: Recap of huruf 'ا'	Recap of huruf 'ا' with objects angoor and annar, using board work, chart, flash card and books.	Justified <input type="checkbox"/>
	Break time:	Islamic etiquette of eating and practical demo.	Justified <input type="checkbox"/>
	Games: Indoor plays (Physical activity).	Friend Song (name) (name) is the friend I see If you are (name) please smile for me Stand up, turn around Wave to your friends and then sit down	Justified <input type="checkbox"/>
	Activity: Practice big and small.	Slate practice of big and small circles.	Justified <input type="checkbox"/>

Teacher Assessment:

Smiley for today's involvement, learning and enjoyment of teacher and students.



With the best knowledge & Imaan, I rate my accomplishment today as

When	What	How	Work done
Day 13 30 th June	Deeniyat: Introduction of 'Taawwuz'.	Introduction of 'Taawwuz'.	Justified <input type="checkbox"/>
	English: a) Recap conversation Q. 1, 2 and 3. b) Rhymes: Recap of rhymes with actions. c) Story telling: Recap of the story. d) Recap of standing, sleeping and introduction of right slanting lines.	a) Talking to the child on Islamic greetings and informal talk. Recap of Q. no- 1, 2 and 3. b) With body actions and rhythm. c) Recap of story showing books/puppets or models through dramatization. d) Recap of standing, sleeping and introduction of right slanting lines using black board, sand trace practice and objects.	Justified <input type="checkbox"/>
	Math: a) Recap of oral counting 1-10. b) Recap of number 1. c) Recap of comparison big and small. d) Introduction of shape, circle.	a) Recap oral counting 1-10. b) Recap of number 1 by using object as values and writing on black board. c) Recap of comparison big and small using objects, classroom material, teaching aids, charts and practical demo. d) Introduction of shape, circle.	Justified <input type="checkbox"/>
	E.V.S.: a) Recap of topic "My Body". b) Recap of colour 'RED'	a) Recap of topic "My Body" through informal conversation, body actions and Q/A. b) Recap of colour 'RED' using objects (apple, strawberry, tomato, chilies, pomegranate, clothes, balloons) surrounding environment. c) Students to talk about their 'RED' colour objects.	Justified <input type="checkbox"/>
	Hindi: Recap of Akshar अ	Recap of Akshar अ with object annar using black board, flash card, sand paper tracing and chart.	Justified <input type="checkbox"/>
	Urdu: Recap of hurf 'ا' and introduction of hurf 'پ'	Recap of hurf 'ا' and introduction of hurf 'پ' with objects basta and bus using board work, chart, flash card and books.	Justified <input type="checkbox"/>
	Break time:	Islamic etiquette of eating and practical demo.	Justified <input type="checkbox"/>
	Games: Indoor plays (Physical activity).	I am Waiting (tune: Are You Sleeping?) I am waiting, I am waiting, Just for you, Just for you, Show me that you're ready, Show me that you're ready, 1, 2, 3 - eyes on me! 1, 2, 3 - looking at me! 1, 2, 3 - smiling at me!	Justified <input type="checkbox"/>
Activity: Practice strokes and curves.	Slate practice of strokes and curves. 	Justified <input type="checkbox"/>	
Teacher Assessment: Smiley for today's involvement, learning and enjoyment of teacher and students.  With the best knowledge & Imaan, I rate my accomplishment today as 