
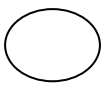


## Day wise plan for the month of June 2017

### Class - PPI - Telangana

When	What	How	Work done
Day 25  12 <sup>th</sup> June	<b>Deeniyat:</b> Recap of Khaane se pehle ki dua with Trajama.	Recap of Khaane se pehle ki dua with Trajama - with correct pronunciation.	Justified <input type="checkbox"/>
	<b>English:</b> a) Recap of strokes   — / \ b) Introduction of Right open curve. c) Recap of opposites, conversation Q/A 1-5. d) Recap of rhymes and story.	a) Recap of strokes and curves by showing pictures and black board. b) Introduction of right open curves 'c' with the help of blackboard, sand tray and air writing. c) Recap of opposites and conversation Q/A 1-5 d) Recap of rhymes and story 'Allah is the provider' with actions and Q/A.	Justified <input type="checkbox"/>
	<b>Math:</b> a) Recap of oral counting 1-10. b) Recap of numbers 1-3 with values. c) Introduction of comparison big x small.	a) Recap oral counting 1-10 by showing flash cards and Complete pending work. b) Recap of numbers 1-3 by drawing values on the black board. c) Introduction of comparison big x small by showing objects and practical demo. <a href="https://www.youtube.com/watch?v=XYvitZRbGi8&amp;list=PLAANA8qzNpx3yHg3aavIKCZYSyt1S2MN">https://www.youtube.com/watch?v=XYvitZRbGi8&amp;list=PLAANA8qzNpx3yHg3aavIKCZYSyt1S2MN</a>	Justified <input type="checkbox"/>
	<b>E.V.S.:</b> a) Recap of topics 'My body' and 'Our Food'. b) Activity book - Pg. 75 and 76.	a) Recap of topics My body and Our Food by asking questions and picture reading. b) Activity book - Pg. 75 and 76 - Colour the given pictures and colour the circle green for healthy and red for unhealthy food.	Justified <input type="checkbox"/>
	<b>Hindi:</b> a) Recap of Swar Akshar अ - इ	a) Recap of Swar Akshar अ - इ using flash cards, sand paper tracing.	
	<b>Urdu:</b> a) Recap of huroofs 'پ - ا' b) Rd pg 1.	a) Recap of hurf 'پ - ا' with objects, chart, flash cards. b) Rd pg 1 - Trace and write Alif.	Justified <input type="checkbox"/>
	<b>Break time:</b>	Islamic etiquette of eating and practical demo.	Justified <input type="checkbox"/>
	<b>Games:</b> Physical activity.	Here We Go Here we go—up, up, up. (stand up on toes) Here we go—down, down, down (crouch down to ground) Here we go—moving forward (take a step forward) Here we go—moving backward (take a step back-ward) Here we go round and round and round (spin) Now, here we all sit right down. (sit down in circle).	Justified <input type="checkbox"/>

	<b>Homework: Eng:</b> Slate practice of strokes. <b>Math:</b> Oral counting 1-10.
<b>Teacher Assessment:</b> Smiley for today's involvement, learning and enjoyment of teacher and students.   With the best knowledge & Imaan, I rate my accomplishment today as	

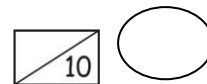
When	What	How	Work done
Day 26  13 <sup>th</sup> June	<b>Deeniyat:</b> Introduction of Huroof-e-Tahajji ب-ا	Introduction of Huroof-e-Tahajji ب-ا with tajweed and correct pronunciation.	Justified <input type="checkbox"/>
	<b>English:</b> a) Introduction of conversation Q/A 6. b) Recap of right open curve 'C' and Activity book pg 6. c) Recap of opposite Rd pg 62. d) Introduction of story Prophet Nuh (AS).	a) Introduction of conversation Q.6 In which class do you study? A. I am in class PPI. b) Recap of right open curve using black board and flex ,Trace and write the given curve - Activity book pg 6. c) Recap of opposites fat x thin, by doing picture reading, Rd pg 62 d) Introduction of story Prophet Nuh (AS), by showing models, picture cards and involving students and by asking questions.	Justified <input type="checkbox"/>
	<b>Math:</b> a) Recap of numbers 1-3 and Introduction of numbers 4 with values. b) Sorting and grouping Rd pg 4 and 5. c) Introduction of comparison Tall x Short.	a) Recap of numbers 1-3 and Introduction of numbers 4 with values by showing picture cards b) Sorting and grouping Rd pg 4 and 5 - By circling activity. c) Introduction of comparison Tall x Short by showing objects, practical demo and using black board and flex.	Justified <input type="checkbox"/>
	<b>E.V.S.:</b> a) Recap of topic 'My Body' 'Out Food' through Q/A. b) Introduction of topic 'Fruits'	a) Recap of topic 'My Body' 'Out Food' through Q/A and picture reading Rd pg 8 and 9. b) Introduction of topic 'Fruits' using real fruits, flex and flash card talking about taste and texture Reader pg. 8 and 9.	Justified <input type="checkbox"/>
	<b>Hindi:</b> a) Introduction of क	a) Introduction of क with objects flash card, sand paper tracing, chart and 2 rhyming lines, Ref: Rd pg 4.	
	<b>Urdu:</b> a) Recap of huroofs 'پ-ا' b) Slate practice پ	a) Recap of hurf 'پ-ا' using black board, and flash cards. b) Slate practice پ	Justified <input type="checkbox"/>
	<b>Break time:</b>	Islamic etiquette of eating and practical demo.	Justified <input type="checkbox"/>
	<b>Game :</b> Exercise box	Exercise box - Take a square box and cover it with paper like you would wrap a gift. Then on each side, write a direction. It could be hop, jump backwards, touch your toes, run in	Justified <input type="checkbox"/>

		place, hop on one foot, jump-ing jacks, etc. Start the exercise, 1st call out "1", then roll the box and perform that activity. Then call out "2", roll the box again and perform that activity. Repeat until you reach number 10.	
	<b>Homework: E.V.S:</b> Reading Rd pg 2-9.		

### Teacher Assessment:

Smiley for today's involvement, learning and enjoyment of teacher and students.

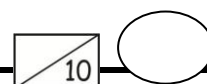
With the best knowledge & Imaan, I rate my accomplishment today as



When	What	How	Work done
Day 27 14 <sup>th</sup> June	<b>Deeniyat:</b> Recap of Huroof-e-Tahajji ہ۔ا۔ب۔	Recap of Huroof-e-Tahajji ہ۔ا۔ب۔ with tajweed and correct pronunciation.	Justified <input type="checkbox"/>
	<b>English:</b> a) Introduction of right open curves and Practice Book pg 7. b) Recap of conversation Q 4-6. c) Recap of story.	a) Introduction of right open curve and Trace and write right open curve 'C' Practice Book pg 7 (half page). b) Recap of conversation questions Q 4-6 with correct pronunciation. c) Recap of story 'Allah is the Provider' by asking questions and showing flash cards or model.	Justified <input type="checkbox"/>
	<b>Math:</b> a) Recap of numbers 1-4 with values and introduction of number 5 with values. b) Introduction of oral counting 11-15.	a) Recap of numbers 1-4 and introduction of number 5 with values using black board and flex. c) Introduction of oral counting 11-15 by doing actions and clapping.	Justified <input type="checkbox"/>
	<b>E.V.S.:</b> a) Recap of topic 'Fruits'.	a) Recap of topic 'Fruits'. b) Match the fruits with its pieces, Rd pg 12.	Justified <input type="checkbox"/>
	<b>Hindi:</b> a) Recap of ॐ	a) Recap of ॐ with objects flash card, sand paper tracing, chart and 2 rhyming lines, Ref: Rd pg 4 + slate practice.	
	<b>Urdu:</b> a) Recap of huroofs 'پ۔ا۔ب۔'	a) Trace and write 'پ' Rd pg 2 (half page)	Justified <input type="checkbox"/>
	<b>Break time:</b>	Islamic etiquette of eating and practical demo.	Justified <input type="checkbox"/>
	<b>Game :</b> People sort	People sort - Have the children sort themselves! Start by having them sort themselves by who has long hair and who has short hair. Then suggest other ways to sort such as wearing dresses, age, color of eyes, boys/girls, colors, etc. Encourage children to suggest ways to sort!	Justified <input type="checkbox"/>
	<b>Homework: Eng:</b> Practice Book pg 7 (half page) <b>Urdu:</b> Rd pg 2 (half page).		

### Teacher Assessment:

Smiley for today's involvement, learning and enjoyment of teacher and students.



When	What	How	Work done
Day 28  15 <sup>th</sup> June	<b>Deeniyat:</b> Introduction of Huroof-e-Tahajji ت - ث	Introduction of Huroof-e-Tahajji ت - ث with tajweed and correct pronunciation.	Justified <input type="checkbox"/>
	<b>English:</b> a) Introduction of conversation Q.7. b) Recap of strokes and introduction of left open curves. c) Recap of opposites, big x small. d) Recap of story Prophet Nuh (AS).	a) Introduction of conversation Q.7. Where is your school located? b) Recap of strokes and introduction of left open curves., Activity book pg 7 - Tracing. c) Recap of opposites, big x small, Ref: Rd pg 62. d) Recap of story Prophet Nuh (AS) by asking questions and showing flash cards or model.	Justified <input type="checkbox"/>
	<b>Math:</b> a) Recap of comparison Big x Small, Tall x Short. b) Recap of oral counting 1-15. c) Recap of shape circle '○'.	a) Recap of comparison Big x Small, Tall x Short by doing actions and practical demo, Rd pg 6 and 7. b) Recap of oral counting og numbers 1-5 by doing actions and clapping hands. c) Recap of shape circle '○' by showing models and objects available in the class room.	Justified <input type="checkbox"/>
	<b>E.V.S.:</b> a) Recap of topic 'Fruits'. b) Activity Book Pg .77	a) Recap of topic 'Fruits' using real vegetables, flex and flash cards. b) Picture reading Rd. pg. 8 and 10. b) Activity Book Pg .77 - Match the fruits with its colour.	Justified <input type="checkbox"/>
	<b>Hindi:</b> a) Recap of ङ	a) Recap of ङ with objects flash card, sand paper tracing, chart and 2 rhyming lines, Ref: Rd pg 4 + slate practice.	
	<b>Urdu:</b> a) Introduction of huroofs 'ت'	a) Introduction of hurf 'ت' using objects and picture cards of titli, taara.	Justified <input type="checkbox"/>
	<b>Break time:</b>	Islamic etiquette of eating and practical demo.	Justified <input type="checkbox"/>
	<b>Game :</b> Name pantomimes	Name pantomimes - Act out movement based upon first letter of each child's name. Ahmed recites, Fatima jumps, Abdullah hops, Sara skips, Haroon wiggles, Hadeeqa jiggles, Ayesha dances, Khubaib tickles, Shaina swings, etc.	Justified <input type="checkbox"/>
	<b>Homework: Eng:</b> Slate practice strokes and curves.  <b>Math:</b> Oral counting 1-15.		

### Teacher Assessment:

Smiley for today's involvement, learning and enjoyment of teacher and students.

With the best knowledge & Imaan, I rate my accomplishment today as




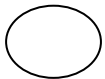

When	What	How	Work done
Day 29  16 <sup>th</sup> June	<b>Deeniyat:</b> Recap of Huroof-e-Tahajji ت – ث – ط	Introduction of Huroof-e-Tahajji ت – ث – ط with tajweed and correct pronunciation.	Justified <input type="checkbox"/>
	<b>English:</b> a) Recap of conversation Q. 5-7. b) Recap of rhymes and introduction of rhyme 'Oranges and Lemons'. c) Practice Book pg 8	a) Recap of conversation Q.5-7 with correct pronumciation. b) Recap of rhymes and introduction of rhyme 'Oranges and Lemons' with actions. c) Practice Book pg 8 - Trace and write left open curve (half page).	Justified <input type="checkbox"/>
	<b>Math:</b> a) Introduction of comparison Full x Empty, Up x Down. c) Practical counting 1-15.	a) Introduction of comparison Full x Empty, Up x Down by doing practical demo and picture cards, Rd pg 8 and 9 - Ticking and colouring. b) Practical counting 1-15 using objects.	Justified <input type="checkbox"/>
	<b>E.V.S.:</b> a) Introduction of topic 'Vegetables'. b) Recap of colour red.	a) Introduction of topic 'Vegetables' through picture reading and showing real vegetables and informal questions. b) Recap of colour red by showing objects in the classroom and picture cards.	Justified <input type="checkbox"/>
	<b>Hindi:</b> a) Recap of swar Akshar अ – इ 'Rd pg. 5	a) Recap of swar Akshar अ – इ 'Rd pg. 5 - Match the akshar with the correct picture and similar akshar.	
	<b>Urdu:</b> a) Recap of huroofs ' ا . آ ' 'ب . پ' b) Slate practice ' ا . آ ' 'ب . پ'	a) Recap of hurf ' ا . آ ' through flash cards using blackboard. b) Slate practice ' ا . آ ' 'ب . پ'	Justified <input type="checkbox"/>
	<b>Break time:</b>	Islamic etiquette of eating and practical demo.	Justified <input type="checkbox"/>
	<b>Game :</b> Name pantomimes	Name pantomimes - Act out movement based upon first letter of each child's name. Ahmed recites, Fatima jumps, Abdullah hops, Sara skips, Haroon wiggles, Hadeeqa jiggles, Ayesha dances, Khubaib tickles, Shaina swings, etc.	Justified <input type="checkbox"/>
	<b>Homework: Eng:</b> Practice Book pg 8 (half page) <b>E.V.S:</b> Picture reading pg 10 & 11.		


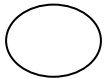

**Teacher Assessment:**

Smiley for today's involvement, learning and enjoyment of teacher and students.

With the best knowledge & Imaan, I rate my accomplishment today as 

10

When	What	How	Work done
Day 30 17 <sup>th</sup> June	<b>Deeniyat:</b> Introduction of Suratul Fatiha ayaat no.1-2.	Introduction of Suratul Fatiha ayaat no.1-2 with tajweed and correct pronunciation.	Justified <input type="checkbox"/>
	<b>English:</b> a) Introduction of conversation Q. 8. b) Recap of rhyme. c) Recap of opposites. d) Activity book pg 45.	a) Introduction of conversation Q.8. What is your principal's name? A. My principal's name is _____. b) Recap of rhymes 'Oranges & lemons' with actions. c) Recap of opposites by doing actions and practical demo and using picture cards. c) Activity book pg 45 - Do sponge dabbing in fat fish only.	Justified <input type="checkbox"/>
	<b>Math:</b> a) Recap of numbers 1-5 and introduction of number 6. c) Introduction of oral counting 16-20.	a) Recap of numbers 1-5 and introduction of number 6 by showing values and practical counting and objects in the classroom - talk about insects with six legs. b) Introduction of oral counting 16-20 - by doing actions (hopping).	Justified <input type="checkbox"/>
	<b>E.V.S.:</b> a) Recap of topic vegetable. b) Rd. pg 13.	a) Recap of topic 'Vegetables' through picture reading. b) Rd pg 13 -Draw a circle around each vegetable.	Justified <input type="checkbox"/>
	<b>Hindi:</b> a) Recap of swar Akshar अ - इ'. b) Introduction of Rhyme " मेरी बिल्ली "	a) Recap of swar akshar अ- इ' with objects flash card, sand paper tracing, cct and 2 rhyming lines. b) Introduction of Rhyme " मेरी बिल्ली " with actions and voice modulation.	
	<b>Urdu:</b> a) Recap of hurf ' ا . ا ' b) Rd pg 3.	a) Recap of hurf ' ا . ا ' b) Trace and write ' پ ' Rd pg 3.	Justified <input type="checkbox"/>
	<b>Break time:</b>	Islamic etiquette of eating and practical demo.	Justified <input type="checkbox"/>
	<b>Activity:</b> Color collages	Color collages - Provide two charts paper with written instructions as red colour objects and green colour objects and Provide magazines, Sunday newspaper ads, old calendar pages, etc. Encourage children to cut items that are red and paste onto red written chart paper and cut items that are green and paste onto green written chart paper. Help child label items.	Justified <input type="checkbox"/>
	<b>Homework: Math:</b> Oral counting 1-15. <b>Urdu:</b> Rd pg 3 (half page).		
<b>Teacher Assessment:</b> Smiley for today's involvement, learning and enjoyment of teacher and students.   With the best knowledge & Imaan, I rate my accomplishment today as 			

When	What	How	Work done
Day 31 19 <sup>th</sup> June	<b>Deeniyat:</b> Recap of Suratul Fatiha ayaat no.1-2.	Recap of Suratul Fatiha ayaat no.1-2 with tajweed and correct pronunciation.	Justified <input type="checkbox"/>
	<b>English:</b> a) Recap of conversation 6-8. b) Recap of rhyme Oranges and lemons. c) Introduction of 'U' up open curve. d) Activity book pg 8.	a) Recap of conversation Q. 6-8. b) Recap of rhymes with actions. c) Introduction of 'U' up open curve by doing actions using black board showing objects and slate practice. d) Activity book pg 8 -Trace up open curve.	Justified <input type="checkbox"/>
	<b>Math:</b> a) Introduction of comparison open x close Rd pg 10. b) Recap oral counting 1-20.	a) Recap Introduction of comparison open x close by showing practical demo of classroom doors and windows, eyes actions and using black board. Rd pg 10 - circle the close one. b) Recap oral counting 1-20 - by doing actions and clapping hands.	Justified <input type="checkbox"/>
	<b>E.V.S.:</b> a) Recap of topic 'Vegetables'. b) Recap of colour red. c) Activity book pg pg 78.	a) Recap of topic 'Vegetables' through Q/A, picture reading. b) Recap of colour red by showing objects available in the classroom. c) Activity book pg pg 78 - Colour the given vegetables.	Justified <input type="checkbox"/>
	<b>Hindi:</b> a) Introduction of swar akshar ञ	a) Introduction of swar akshar ञ with objects flash card, sand paper tracing, chart and 2 rhyming lines, Ref: Rd pg 6.	
	<b>Urdu:</b> a) Recap of hurf ' ا. ا. ت ' b) Slate practice ' ا. ا. ت '	a) Recap of hurf ' ا. ا. ت ' using flash cards, Ref: Rd pg 1-4. b) Slate practice.	Justified <input type="checkbox"/>
	<b>Break time:</b>	Islamic etiquette of eating and practical demo.	Justified <input type="checkbox"/>
	<b>Activity :</b> Paper tearing.	Provide old news papers to the students and allow them to tear the news papers into small pieces and do pasting on white sheets as they like.	Justified <input type="checkbox"/>
<b>Homework: Eng:</b> Conversation Q/A Rd pg 6. <b>E.V.S:</b> Picture reading pg 2 & 3 through Q/A.			
<b>Teacher Assessment:</b> Smiley for today's involvement, learning and enjoyment of teacher and students.   With the best knowledge & Imaan, I rate my accomplishment today as 			



When	What	How	Work done
Day 32  20 <sup>th</sup> June	<b>Deeniyat:</b> Introduction of Suratul Fatiha ayaat no.3-4.	Introduction of Suratul Fatiha ayaat no.3-4 with tajweed and correct pronunciation.	Justified <input type="checkbox"/>
	<b>English:</b> a) Recap of conversation 6-8. b) Recap of rhyme Oranges and lemons. c) Recap of strokes and curves.	a) Recap of conversation Q. 6-8. b) Recap of rhymes with actions. c) Recap of strokes and curves doing actions using black board showing objects and slate practice.	Justified <input type="checkbox"/>
	<b>Math:</b> a) Recap of comparisons. b) Recap numbers 1-6 and introduction of number 7.	a) Recap of comparison by showing practical demo, actions and using black board. b) Recap numbers 1-6 and introduction of number 7 by counting objects and writing on the board and using flex.	Justified <input type="checkbox"/>
	<b>RED DAY CELEBRATION</b>  Show and tell activity of Red colour objects, Talking about red colour fruits ( an apple cover, water melon, strawberry, pomegranate....), children to have fancy dress show of their red colour clothes.		Justified <input type="checkbox"/>
	<b>Activity: Rhyme time</b>	Red day Rhyme It you wearing red today Red today If you wearing red today Red today If you wearing red today Stand and say hurray.	Justified <input type="checkbox"/>
	<b>Homework:</b> E.V.S: Activity book pg 99.		
<b>Teacher Assessment:</b> Smiley for today's involvement, learning and enjoyment of teacher and students. With the best knowledge & Imaan, I rate my accomplishment today as			

10



When	What	How	Work done
Day 33  21 <sup>st</sup> June	<b>Deeniyat:</b> Recap of Suratul Fatiha ayaat no.1-4.	Recap of Suratul Fatiha ayaat no.1-4 with tajweed and correct pronunciation.	Justified <input type="checkbox"/>
	<b>English:</b> a) Recap of conversation 7-8 and introduction of Q.9. c) Introduction of rhyme 'Being Polite'. d) Practice Book pg 9.	a) Recap of conversation 7-8 and introduction of Q.9. Who is your class teacher ? A. My class teacher is _____. b) Introduction of rhyme 'Being Polite' with action. c) Practice Book pg 9 - Trace and write up open curve (half page).	Justified <input type="checkbox"/>
	<b>Math:</b> a) Recap of numbers 1-7 with values. b) Recap oral counting 11-20. c) Recap of comparisons.	a) Recap of numbers 1-7 by showing objects and on black board. b) Recap of oral counting 11-20 by doing actions and clapping hands. c) Recap of comparison by showing picture cards - refer Rd pg 6-10. <a href="https://www.youtube.com/watch?v=JdGbLpW10pY">https://www.youtube.com/watch?v=JdGbLpW10pY</a>	Justified <input type="checkbox"/>
	<b>E.V.S.:</b> a) Recap of topic 'My Body' and 'Our Food' through picture reading and Q/A.	a) Recap of topic 'My Body' and 'Our Food' using flex, flash cards nad doing picture reading.	Justified <input type="checkbox"/>
	<b>Hindi:</b> a) Recap ३ b) Recap rhyme.	a) Recap ३ with objects flash card, sand paper tracing, chart and 2 rhyming lines. b) Recap rhyme with actions.	Justified <input type="checkbox"/>
	<b>Urdu:</b> a) Recap of hurf ' ا . ا ' . b) Rd pg 4.	a) Trace and write ' ا . ا ' . b) Rd pg 4 (half page).	Justified <input type="checkbox"/>
	<b>Break time:</b>	Islamic etiquette of eating and practical demo.	Justified <input type="checkbox"/>
	<b>Games:</b> Friendship Circle.	Friendship Circle - This song helps children learn to identify their names and their classmates names. Put every child's name in a box. <i>Sing:</i> "Here we go round the friendship circle, the friendship circle, the friendship circle. Here we go round the friendship circle with my friend_____." Then pull out a name from the box. Don't say anything and let the child who's name it is say it's me. The other's will learn to identify the other children's names too. Repeat until every name is called.	Justified <input type="checkbox"/>
	<b>Homework: Eng:</b> Practice Book pg 9 (half page). <b>Urdu:</b> Reader pg 4 (half page).		


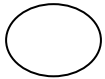

**Teacher Assessment:**

Smiley for today's involvement, learning and enjoyment of teacher and students.

With the best knowledge & Imaan, I rate my accomplishment today as


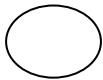

10


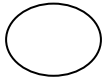




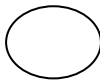
When	What	How	Work done
Day 34  22 <sup>nd</sup> June	<b>Deeniyat:</b> Introduction of Islaami maloomat sawaal no.1-2.	Introduction of Islaami maloomat sawaal no.1-2 - Refer reader pg.31.	Justified <input type="checkbox"/>
	<b>English:</b> a) Recap of conversation 7-9. b) Recap of rhyme 'Being Polite'. c) Introduction of '∩' Down open curve. d) Activity book pg 9.	a) Recap of conversation Q. 7-9. b) Recap of rhymes 'Being Polite' with actions. c) Introduction of '∩' Down open curve using black board, showing objects and flex. d) Activity book pg 9 - Trace '∩' Down open curve.	Justified <input type="checkbox"/>
	<b>Math:</b> a) Recap of numbers 1-7. b) Recap of oral counting 1-20. c) Recap of shape.	a) Practical counting 1-7 - using Spindle box. b) Recap of oral counting 1-20 by doing actions and clapping hands. c) Recap of shape '○' by showing objects in the classroom. d) Practice number '1' on slate.	Justified <input type="checkbox"/>
	<b>E.V.S.:</b> a) Recap of topic 'Fruits' through picture reading.	a) Recap of topic 'Fruits' by showing real fruits, informal talk by asking questions and showing flex.	Justified <input type="checkbox"/>
	<b>Hindi:</b> a) Introduction of swar akshar ॐ	a) Introduction of swar akshar ॐ with objects flash card, sand paper tracing, chart and 2 rhyming lines, Ref: Rd pg 7.	Justified <input type="checkbox"/>
	<b>Urdu:</b> a) Recap of hurf 'ا . ت' b) Introduction of ث	a) Recap of hurf 'ا . ت' using flash cards and flex. b) Introduction of ث using real objects like tamatar, topi and picture cards.	Justified <input type="checkbox"/>
	<b>Break time:</b>	Islamic etiquette of eating and practical demo.	Justified <input type="checkbox"/>
	<b>Activity: Lacing cards.</b>	<b>Lacing cards.</b> Cut out circle template. Hole punch around edges. Print on cardstock, or paste onto thick paper and provide satin ribbon to the students and allow them to do lacing of satin ribbon in the holes of the circle.	Justified <input type="checkbox"/>
	<b>Homework: Eng:</b> slate practice strokes and curves.  <b>Math:</b> Practical counting 1-5.		
<b>Teacher Assessment:</b> Smiley for today's involvement, learning and enjoyment of teacher and students.   With the best knowledge & Imaan, I rate my accomplishment today as 			

23<sup>rd</sup> (Friday) to 27<sup>th</sup> (Tuesday) June 2018

Eid-ul-Fitr Holidays

When	What	How	Work done
Day 35  28 <sup>th</sup> June	<b>Deeniyat:</b> Recap of Islaami maloomat sawaal no.1-2.	Recap of Islaami maloomat sawaal no.1-2 - Refer reader pg.31.	Justified <input type="checkbox"/>
	<b>English:</b> a) Recap of conversation 7-9 and introduction of Q. 10. b) Recap of rhymes. c) Recap of strokes and curves. d) Practice Book pg 10.	a) Recap of conversation 7-9 and introduction of 10.Q. What is your best friend's name ? A. My best friend's name is _____. b) Recap of rhymes with actions and correct pronunciation. c) Recap of strokes and curves on black board and slate practice. c) Practice Book pg 10 - Trace and write '∩' Open curve (half page).	Justified <input type="checkbox"/>
	<b>Math:</b> a) Recap of numbers 1-8 and Introduction of number 9.  c) Recap of oral counting 1-20. c) Activity book pg 56	a) Recap of numbers 1-8 and introduction of number 9 by showing objects and using spindle box. b) Recap of oral counting 1-20 by doing actions and clapping hands. c) Activity book pg 56 - Tracing and finger tip printing.	Justified <input type="checkbox"/>
	<b>E.V.S.:</b> a) Recap of topic vegetables. b) Recap of colour 'Green'.	a) Recap of topic 'Vegetables' by showing real green vegetables. b) Complete pending activities.	Justified <input type="checkbox"/>
	<b>Hindi:</b> a) Recap of swar akshar अ	a) Recap of swar akshar अ with objects flash card, sand paper tracing, chart and 2 rhyming lines, Ref: Rd pg 7.	
	<b>Urdu:</b> a) Recap of hurf ' ا . ا ' ث b) Slate practice ث	a) Recap of hurf ' ا . ا ' ث using black board and flex. b) Slate practice ث	Justified <input type="checkbox"/>
	<b>Break time:</b>	Islamic etiquette of eating and practical demo.	Justified <input type="checkbox"/>
	<b>Games:</b> Blowing and bursting the balloons.	Blowing and bursting the balloons of different colours and have fun.	Justified <input type="checkbox"/>
	<b>Homework:</b> Eng: Practice Book pg 10.  Math: Practice Oral counting 1-20.		
<b>Teacher Assessment:</b> Smiley for today's involvement, learning and enjoyment of teacher and students.   With the best knowledge & Imaan, I rate my accomplishment today as 			

When	What	How	Work done
Day 36  29 <sup>th</sup> June	<b>Deeniyat:</b> Introduction of Dua' Cheenk aany par kahein.	Introduction of Dua' Cheenk aany par kahein - by doing actions.	Justified <input type="checkbox"/>
	<b>English:</b> a) Recap of conversation Q/A 8-10. b) Recap of strokes and curves. c) Activity book pg 10.	a) Recap of all conversation Q/A refer Rd pg 8 - 10. b) Recap of strokes and curves using black board, sand tray practice. c) Activity book pg 10 -Tracing strokes.	Justified <input type="checkbox"/>
	<b>Math:</b> a) Recap of numbers 1-9 and introduction of number 10. c) Rd pg 11.	a) Recap of numbers 1-9 and introduction of number 10 with values using black board and flex. c) Rd pg 11 - Trace and write number 1.	Justified <input type="checkbox"/>
	<b>E.V.S.:</b> a) Recap of topics.	a) Recap of topics through oral Q/A refer Rd pg 2-10 using flex, flash cards.	Justified <input type="checkbox"/>
	<b>Hindi:</b> a) Recap ॐ	a) Recap ॐ with objects flash card, sand paper tracing, chart and 2 rhyming lines, Ref: Rd pg 7.	
	<b>Urdu:</b> a) Recap of hurf ' ا . ئ ' b) Rd pg 5.	a) Recap of hurf ' ا . ئ ' using flex, black board and flex. b) Trace and write ا Rd pg 5.	Justified <input type="checkbox"/>
	<b>Break time:</b>	Islamic etiquette of eating and practical demo.	Justified <input type="checkbox"/>
	<b>Activity:</b> Bubble art.	<b>Bubble art.</b> Add 1 drop or 2 of food coloring or paint to small container of bubbles. Have child blow bubbles up to a partner who is holding a sheet of paper. The child will try to "catch" the bubbles with the paper! See the "bubble art" that is created on the paper! Switch places so each child has a turn. Try using 2 different colors.	Justified <input type="checkbox"/>
	<b>Homework:</b> Eng: Activity book pg 11. Math: Reader pg 12. Urdu: Rd pg 5.		
<b>Teacher Assessment:</b> Smiley for today's involvement, learning and enjoyment of teacher and students.   With the best knowledge & Imaan, I rate my accomplishment today as 			

When	What	How	Work done
Day 37  30 <sup>th</sup> June	<b>Deeniyat:</b> Recap of Dua' Cheenk aany par kahein.	Recap of Dua' Cheenk aany par kahein - by doing actions.	Justified <input type="checkbox"/>
	<b>English:</b> a) Recap of conversation 8-10. b) Recap of Curves. c) Practice Book pg 11.	a) Recap of conversation Q/A 8-10. b) Recap of curves using black board. c) Practice Book pg 11 - Trace and write curves (half page).	Justified <input type="checkbox"/>
	<b>Math:</b> a) Recap of numbers 1-10. c) Activity book pg 57. d) Oral counting 1-20.	a) Recap of numbers 1-10 with values using flex. b) Activity book pg 57 - Tracing and colouring. c) Oral counting 1-20 by doing actions and clapping hands.	Justified <input type="checkbox"/>
	<b>E.V.S.:</b> a) Recap of topic through picture reading and Q/A. b) Recap of colour Red and Green.	a) Recap of topics through picture reading and Q/A refer Rd pg 2-10. b) Recap of colour Red and Green by showing the objects available in the classroom.	Justified <input type="checkbox"/>
	<b>Hindi:</b> a) Introduction of swar akshar ऋ	a) Introduction of swar akshar ऋ with objects flash card, sand paper tracing, chart and 2 rhyming lines, Ref: Rd pg 8.	Justified <input type="checkbox"/>
	<b>Urdu:</b> a) Recap of hurf ' ا . ا . ث ' b) Introduction of hurf ث .	a) Recap of hurf ' ا . ا . ث ' Refer Rd pg 1-5. b) Introduction of hurf ث by showing objects and picture cards - swabit and samar.	Justified <input type="checkbox"/>
	<b>Break time:</b>	Islamic etiquette of eating and practical demo.	Justified <input type="checkbox"/>
	<b>Activity:</b> Crape papers tearing and making paper balls.	Crape papers tearing and making paper balls using different colour crape papers and teachers to preserve those balls for collage activity.	Justified <input type="checkbox"/>
	<b>Homework:</b> Eng: Practice Book pg 11 (half page). E.V.S: Picture reading Rd pg 2-10.		
<b>Teacher Assessment:</b> Smiley for today's involvement, learning and enjoyment of teacher and students.   With the best knowledge & Imaan, I rate my accomplishment today as 