




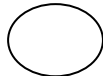
Day wise plan for the month of June 2017


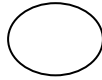
Class - PP II - Maharashtra

Basic Portion of Class PPI Revision

Day	Date	Deeniyat	English	Math	E.V.S	Hindi /Urdu	Games / Activities
1	12 th June	<p>Deeniyat: Welcome the toddlers and make them comfortable with the new environment of classroom. How to greet: "Assalamualaiikum" and its response "Walekumassalam"</p>	<p>Conversation questions: Talking to the child on Islamic greetings and informal talk. Recap of Q1. What is your name ? Q2. How are you ?</p> <p>Rhymes: Rhymes with body actions and rhythm 'Come and Play'..... A glass of milk.....</p> <p>Picture Reading Picture reading using picture cards Aa - Ll.</p>	<p>Practical Counting 1-20. Practical counting using objects like ice cream sticks, pencils, crayons.....</p>	<p>Recap topic My Body by showing pictures</p>	<p>Hindi - Identification of Swar by picture reading.</p>	<p>Games : Teacher starts and say, "My name is _____." Then hands the ball to the child next to her and prompts them to say their name. This continues around the circle. When the ball gets back to the teacher she says, "My name is _____ and I am rolling the ball to _____." This continues around the circle with teacher assisting as needed. When the ball gets back to the teacher she bounces the ball to a child and says, "My name is _____ and I am bouncing the ball to _____." Continue until everyone had a turn and the children are getting restless. b) Recap rhyme with body actions and rhythm. c) by showing books/puppets or models through dramatization.</p>
2	13 th June	"	<p>Conversation questions: Talking to the child on Islamic greetings and informal talk. Recap of Q1. What do you say when you meet someone ? Q2. How old are you ?</p> <p>Rhymes: Rhymes with body actions and rhythm 'My School'.....</p>	<p>Shapes : Circle, Triangle, Rectangle and Square Practically by showing different objects.</p>	<p>Recap topic Fruits and Vegetables by showing pictures</p>	<p>Urdu - Identification of Hurf-e-tahajji. , comple</p>	<p>Activity : Friendship Theme: discuss what makes a good friend, etc. what do you like to do with your friends? How can we be nice to our friends?</p>

			Being Polite..... Picture Reading Picture reading using picture cards Mm - Zz..			te.	
3	14th June	Recap How to greet: "Assalamualaikum" and its response "Walekumassalam" Recap of complete Huroof -e- Tahajji.	Conversation questions: Talking to the child on Islamic greetings and informal talk. Recap of Q1. What is the name of your school ? Q2. What is your father's name ? Rhymes: Rhymes with body actions and rhythm 'Old Macdonald'..... Boogie Woogie..... Two letter and three letter words Recap of two and three letter words by showing pictures.	Numbers 1 - 50. Recap numbers in sequence , before , after and in between.	Recap topic Transposition by showing pictures .	Hindi - Identification of Swar by picture reading.	Games : Friend Song (name) (name) is the friend I see If you are (name) please smile for me Stand up, turn around Wave to your friends and then sit down.
4	15th June	Oral Revision	Written test				

When	What	How	Work done
Day 5 16 th June	Deeniyat: Islamic greeting As-SalaamuAlaikum	Welcoming the toddlers and make them comfortable with the new environment of classroom. How to greet: "Assalamualaikum"and its response "Walekumassalam	Justified <input type="checkbox"/>
	English: a) Conversation questions: introduction Q no - 1 and 2 b) Introduction of New Rhyme "As Salaamu alaikum". c) Look and say Lesson no - 1 "Letter of the Alphabet" reader pg no- 1-5 d) Writing practice of capital letter A-Z. e) Identification of curves.	a) Conversation questions 1 and 2. Q1. What do you say when you meet someone? Q2. What is your name? b) Introduction of the rhyme with actions and correct pronumciation. c) Facilitator will point the finger and repeat letter, phonic sound and objects names. d) By using slates and chalks - practice strokes and letters.	Justified <input type="checkbox"/>
	Math: Oral counting of numbers 1-40.	Numbers March Right In Oh, When the numbers march right in, Oh, when the numbers march right in. We will count them one by one, When the numbers march right in. Oh, one-two-three and Four-five-six, And Seven-eight and nine and ten. When we finish all our numbers, We will count them once again. Oral counting from 1- 40.	Justified <input type="checkbox"/>
	E.V.S.: Recap of the topic "Myself". Informal discussion on the topic "Myself".	By talking to the children about the body parts their functions and importance. Give Me Five - (getting student's attention, Hold up 1 finger as you say each rule. You'll soon find your students reciting these with you. Eyes are watching Ears are listening Mouth is quiet Hands are to myself Hearts are caring	Justified <input type="checkbox"/>
	Urdu: Picture reading.	By making the children picture reading of different objects in Urdu.	Justified <input type="checkbox"/>
	Break time	Refer Day 1	Justified <input type="checkbox"/>
	Games: Free play.	Partners Game - Play tambourine - Pair children together to talk. When tambourine stops, switch and find a new friend to talk with. Play tambourine again, switch again. Let the children have turns and you can make them talk with the other children too.	Justified <input type="checkbox"/>
Teacher Assessment: Smiley for today's involvement, learning and enjoyment of teacher and students. With the best knowledge & Imaan, I rate my accomplishment today as			
			 

When	What	How	Work done
Day 6 17 th June	Deeniyat: Islamic greeting As-SalaamuAlaikum	Welcoming the toddlers and make them comfortable with the new environment of classroom. How to greet: "Assalamualaikum"and its response "Walekumassalam	Justified <input type="checkbox"/>
	English: a) Conversation Q no - 2. b) Look and say L no - 1 "Letter of the Alphabet" reader pg no- 1-5. c) Writing practice of capital letters A-Z.	a) Q-2 What is your name ? A- My name is _____ with correct pronunciation along with the teacher. b) Facilitator will point the finger and repeat letter, phonic sound and objects names. c) By using slates and chalks.	Justified <input type="checkbox"/>
	Math: Oral counting of numbers 1-40.	Numbers March Right In Oh, When the numbers march right in, Oh, when the numbers march right in. We will count them one by one, When the numbers march right in. Oh, one-two-three and Four-five-six, And Seven-eight and nine and ten. When we finish all our numbers, We will count them once again. Oral counting from 1- 40.	Justified <input type="checkbox"/>
	E.V.S. : Recap of the topic "Myself".	By talking to the children about the body parts their functions and importance. Give Me Five - (getting student's at-tention, Hold up 1 finger as you say each rule. You'll soon find your students reciting these with you.) Eyes are watching Ears are listening Mouth is quiet Hands are to myself Hearts are caring	Justified <input type="checkbox"/>
	Hindi: Picture reading + Introduction of सीधी रेखा and खड़ी रेखा।	a) Practice the strokes and curves related to Hindi letters on slate and Introduction of सीधी रेखा and खड़ी रेखा।	Justified <input type="checkbox"/>
	Break time	How To Eat: Wash hands. Eat with your right hand. Say Bismillah before eating How to drink water: Sit down with the glass.Say Bismillah. Drink water on small gulps. Say Alhumdulillah after drinking	Justified <input type="checkbox"/>
	Games: A circle of Friends.	A Circle of Friends We've joined together as classmates as the new year begins.. A year full of learning while we become friends. We'll share and be kind as we work and play. And our friendship will grow with each passing day.	Justified <input type="checkbox"/>
Teacher Assessment:			
Smiley for today's involvement, learning and enjoyment of teacher and students.			
With the best knowledge & Imaan, I rate my accomplishment today as			
 			



When	What	How	Work done
Day 7 19 th June	Deeniyat: Islamic greeting As-SalaamuAlaikum	Welcoming the toddlers and make them comfortable with the new environment of classroom How to greet: "Assalamualaikum"and its response "Walekumassalam	Justified <input type="checkbox"/>
	English: a) Conversation Q no - 1 and 2. b) Introduction of the story 'The well of Zam Zam'. c) Recap 'The letters of the alphabet' rd pg no - 1 to 5. d) Slate practice: Small letter a-z.	a) Recap of Q 1 and 2 with correct pronunciation along with the teacher. b) Facilitator will come and wish all the students warmly and with a smiling face. Talks about the basic needs and to be thankful to Allah and then introduction of story "The well of Zam Zam" by showing books/puppets or models through dramatization involving students. Ref: Story Rd primer-B pg-22-23. c) Facilitator will point the finger and repeat letter, phonic sound and objects names. (Correct Pronunciation) d) Teachers to move around and make the child do slate practice of small letter a-z.	Justified <input type="checkbox"/>
	Math: a) Oral counting of numbers 1-50. b) Practical counting 1-20.	a) Teacher writes on the board and makes the children practice oral counting of numbers 1-50. b) Practical counting 1-20 using objects. (Circle time)	Justified <input type="checkbox"/>
	E.V.S.: Recap of the topic "Myself".	Make the students practice the sentences about 'Myself' orally.	Justified <input type="checkbox"/>
	Hindi: a) Practice the strokes and curves. b) Introduction of rhyme 'सड़क सुरक्षा' c) Rd pg 1.	a) Practice the strokes and curves related to Hindi letters on slate. b) Introduction of rhyme with rhythm and action. c) Rd pg 1- Trace and write सीधी रेखा और खड़ी रेखा।	
	Urdu: a) Introduction of huroof 'ا' and 'ب' b) Slate practice.	a) Introduction of the huroof 'ا' se anaar and ب se bus through pictures and finger tracing using sand paper. b) Slate practice: ا and ب.	Justified <input type="checkbox"/>
	Break time	Islamic etiquette of eating and practical demo.	Justified <input type="checkbox"/>
	Games: A circle of Friends.	A Circle of Friends We've joined together as classmates as the new year begins... A year full of learning while we become friends. We'll share and be kind as we work and play. And our friendship will grow with each passing day.	Justified <input type="checkbox"/>

Teacher Assessment:

Smiley for today's involvement, learning and enjoyment of teacher and students.

With the best knowledge & Imaan, I rate my accomplishment today as



When	What	How	Work done
Day 8 20 th June	Deeniyat: Islamic greeting As-SalaamuAlaikum	Welcoming the toddlers and make them comfortable with the new environment of classroom How to greet: "Assalamualaikum"and its response "Walekumassalam	Justified <input type="checkbox"/>
	English: a) Recap of rhymes and introduction of 'Aeroplane'. b) Recap of conversation Q/A 1 and 2. c) Spell and read the words from Rd pg no - 1. d) Slate practice - Small letter a to z.	a) Recap of rhymes and introduction of rhyme "Aeroplane". b) Recap of Q 1 and 2 with correct pronunciation along with the teacher. c) Make the child repeat word along with spellings. d) Teacher to move around and children do slate practice of small letter a-z.	Justified <input type="checkbox"/>
	Math: a) Oral counting of numbers from 1 to 10. b) Practical counting 1 to 10.	a) Make the child do oral counting of numbers from 1 to 10 on fingers and by doing physical exercise. b) Practical counting 1-10 using objects. (Circle time)	Justified <input type="checkbox"/>
	E.V.S.: Recap of the topic "Myself".	Make the children recap the lesson 'Myself' and informal talk about the topic.	Justified <input type="checkbox"/>
	Hindi: a) Practice the strokes and introduction of curves दाईं ओर और बाईं ओर मुड़ी रेखा।	a) Practice the strokes and curves related to Hindi letters on slate and introduction of curves दाईं ओर और बाईं ओर मुड़ी रेखा।	
	Urdu: a) Recap of huroof 'ا' and 'پ' b) Slate practice.	a) Recap of the huroof 'ا' se anaar and 'پ' se bus through pictures and finger tracing using sand paper. b) Slate practice: ا and پ.	Justified <input type="checkbox"/>
	Break time	Islamic etiquette of eating and practical demo.	Justified <input type="checkbox"/>
Games: Free play.	Partners Game - Play tambourine - Pair children together to talk. When tambourine stops, switch and find a new friend to talk with. Play tambourine again, switch again. Let the children have turns and you can make them talk with the other children too.	Justified <input type="checkbox"/>	
Teacher Assessment: Smiley for today's involvement, learning and enjoyment of teacher and students. With the best knowledge & Imaan, I rate my accomplishment today as			
			<input type="checkbox"/>  

When	What	How	Work done
Day 9 21 st June	Deeniyat: Recap of complete salaam and jawaab. Introduction of Ta'wwuz.	How to greet: "Assalamualaikum"and its response "Walekumassalam Make the child repeat the complete Salaam and Jawaab and its importance. Introduction of Ta'wwuz.	Justified <input type="checkbox"/>
	English: a) Conversation practice Q. no - 3 (Ref: reader pg - 3) b) Spell and read the words from reader pg- 2. c) Slate practice- small letters a-z.	a) Recap of Q. 3 introduction Q.3 How are you ? A. Alhamdulillah ! I am fine, Thank you. With correct pronunciation along with the teacher. b) Make the child repeat word along with spellings. c) Teacher to move around and children do slate practice of small letter a-z.	Justified <input type="checkbox"/>
	Math: a) Comparison - Recap of concepts big and small; tall and short.	a) Comparison - Recap of concepts big and small, tall and short through picture demo and by showing different objects. Sorting activity checking the heights of students.	Justified <input type="checkbox"/>
	E.V.S.: Introduction of the lesson - 2 'My Body'.	Introduction of the lesson - 2 'My Body' by doing physical exercises and pointing to the related external organs and using flash cards, (Ref: r/d pg no - 2) Eyes are watching Ears are listening Mouth is quiet Hands are to myself Hearts are caring Note: Allah has created us with healthy body parts which are very useful in many ways. Always thank Allah.	Justified <input type="checkbox"/>
	Hindi: a) Practice the strokes and curves. b) Rd pg 1 and 2.	a) Practice the strokes and curves. b) Rd pg 1 and 2 दाई ओर और बाई ओर मुड़ी रेखा। Trace and write.	Justified <input type="checkbox"/>
	Urdu: a) Recap ہ . ا b) Reader pg 2.	a) Recap ہ . ا b) Reader pg 2 - Trace and write ہ . ا.	Justified <input type="checkbox"/>
	Break time	Islamic etiquette of eating and practical demo.	Justified <input type="checkbox"/>
	Games: Physical Activity - Jump up and Down	Jump up and Down (Child's Name Twice) Jump up and down, Turn all around Act like a clown (Child's Name Twice) Jump up and down Now sit Right Back Down!	Justified <input type="checkbox"/>

Teacher Assessment:

Smiley for today's involvement, learning and enjoyment of teacher and students.


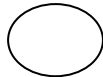
With the best knowledge & Imaan, I rate my accomplishment today as

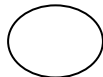



When	What	How	Work done
Day 10 22 nd june	Deeniyat: Recap of Ta'wwuz.	Make the children repeat the Ta'wwuz with tajweed along with the teacher.	Justified <input type="checkbox"/>
	English: a) Recap Conversation practice Q. no - 1 to 3 b) Spell & read the words from reader pg no - 4. c) NB pg 1. d) Recap rhymes.	a) Recap of Q 1 - 3. With correct pronunciation along with the teacher. b) Make the child repeat words along with spellings. c) NB pg 1 - Practise these strokes. d) With body actions and rhythm.	Justified <input type="checkbox"/>
	Math: a) Comparison: Introduction of concept thick and thin, heavy and light.	Comparison: Introduction of concept thick and thin, heavy and light through practical demo and by showing different objects. Activity- 1- Rolling paper like a log. 2- Filling glass or mug with water or sand.	Justified <input type="checkbox"/>
	E.V.S.: Recap of the lesson - 2 'My Body'.	Recap of the lesson - 2 'My Body' by doing physical exercises & pointing to the related external organs & using flash cards, (Ref: r/d pg no - 2) Identify and name the body parts orally.	Justified <input type="checkbox"/>
	Hindi: a) Recap of the strokes and curves. b) Recap of दाई ओर और बाई ओर मुड़ी रेखा।	a) Recap of the strokes and curves. b) Recap of दाई ओर और बाई ओर मुड़ी रेखा। + Slate practice.	Justified <input type="checkbox"/>
	Urdu: a) Recap ہ . ا b) Reader pg 2.	a) Recap ہ . ا b) Reader pg 2 - Circling and colouring ہ . ا .	Justified <input type="checkbox"/>
	Break time	Islamic etiquette of eating and practical demo.	Justified <input type="checkbox"/>
	Games: Free play (Jump, Jump, Jump).	Jump, Jump, Jump (children move along to song) We can jump, jump, jump We can hop, hop, hop We can clap, clap, clap, We can stop, stop, stop, We can stretch up both our arms, We can reach and touch our toes, We can bend our knees a little bit, And sit down slow.	Justified <input type="checkbox"/>
Teacher Assessment: Smiley for today's involvement, learning and enjoyment of teacher and students. With the best knowledge & Imaan, I rate my accomplishment today as			
			<input type="checkbox"/> 10 <input type="checkbox"/>

Note: Greeting cards for students wishing Happy Eid-ul-Fitr

Eid-ul-Fitr Holidays from 23rd to 27th June 2017

When	What	How	Work done
Day 11 28 th June	Deeniyat: Introduction of Tasmiyah.	Make the children repeat the Tasmiyah with tajweed along with the teacher.	Justified <input type="checkbox"/>
	English: a) Conversation practice Q no - 4 (Ref: r/d pg no - 4). b) Spell & read the words from reader pg no - 5. c) NB pg 2.	a) Introduction of Q 4 In which class do you study? A I am in class PPII. With correct pronunciation along with the teacher. b) Make the child repeat words along with spellings. c) NB pg 2 - Practise these curves.	Justified <input type="checkbox"/>
	Math: a) Comparison: Introduction of concept Right and left.	a) Comparison: Introduction of concept right and left through practical demo and by showing different objects. Activity organized game.	Justified <input type="checkbox"/>
	E.V.S.: Recap of the lesson - 2 'My Body' - Sense organs (Ref: r/d pg no - 3).	a) Introduction of the lesson - 2 'My Body' - Sense organs (Ref: r/d pg no - 3) through practical demo and by using different objects, related to their functions. (Eyes-images, Ears-sounds, Nose-smell rose, perfumes, Tongue-taste sugar, Skin-feeling textures).	Justified <input type="checkbox"/>
	Hindi: a) Recap of strokes and curves. b) Reader pg 2.	curves. b) Reader pg 2 - tracing दाईं ओर और बाईं ओर मुड़ी रेखा।	Justified <input type="checkbox"/>
	Urdu: a) Introduction of the huroof ت - پ. b) Slate practice.	Introduction of the huroof ت - پ, through picture chart r/d pg no - 3 + finger tracing on sand paper flash card. b) Slate practice.	Justified <input type="checkbox"/>
	Break time	Islamic etiquette of eating and practical demo.	Justified <input type="checkbox"/>
	Games: Free play.	Right Circle, Left Square Close my eyes, shut them tight, Make a circle with my right. Keep them shut, make it fair, With my left hand, make a square	Justified <input type="checkbox"/>
Teacher Assessment: Smiley for today's involvement, learning and enjoyment of teacher and students. With the best knowledge & Imaan, I rate my accomplishment today as			
			 

When	What	How	Work done
Day 12 29 th June	Deeniyat: Recap of Tasmiyah.	Make the children repeat the Tasmiyah with tajweed along with the teacher.	Justified <input type="checkbox"/>
	English: a) Recap the Rhymes and story 'Well of Zam Zam' through Q/A. b) Recap reading r/d pg no- 1-5. c) NB pg 3 and 4.	a) Good Morning to You Good Morning to You, Good Morning to You, Good Morning dear friends, It's nice to see YOU! Good Morning to (child's name) Good Morning to (child's name) Good Morning to (child's name) It's nice to see YOU! Recap of the story using props and Q/A. b) Recap reading pg 1-5 with correct pronunciation along with the teacher. c) NB pg 3 and 4 - Copy and write the small letters (middle case).	Justified <input type="checkbox"/>
	Math: a) Comparison:- Introduction of concept More and Less.	a) Comparison:- Introduction of concept More and Less through practical demo and by showing different objects. Activity - Collecting and Assembling objects.	Justified <input type="checkbox"/>
	E.V.S.: Recap of the lesson - 2 'My Body' - Sense organs (Ref: r/d pg no - 6).	a) Recap of the lesson - 2 'My Body' - Sense organs (Ref: r/d pg no - 6) and Q/A. b) Spell and read any five body parts r/d pg no - 2.	Justified <input type="checkbox"/>
	Hindi: a) Recap strokes and curves. b) Introduction of निचे, ऊपर की ओर मुड़ी रेखा + शून्ये आकार	a) Recap strokes and curves. b) Introduction of निचे, ऊपर की ओर मुड़ी रेखा + शून्ये आकार + Slate practice.	Justified <input type="checkbox"/>
	Urdu: a) Recap of the huroof ت . پ. b) Slate practice.	a) Recap of the huroof ت . پ, through picture chart r/d pg no - 3 + finger tracing on sand paper flash card. b) Slate practice.	Justified <input type="checkbox"/>
	Break time	Islamic etiquette of eating and practical demo.	Justified <input type="checkbox"/>
	Games: Guess who.	Getting to know our friends game. Play "Guess Who". Pick a child out of the class without saying who you chose. Tell three clues about the child and have the other children guess who the child is.	Justified <input type="checkbox"/>
Teacher Assessment: Smiley for today's involvement, learning and enjoyment of teacher and students. With the best knowledge & Imaan, I rate my accomplishment today as			
			<input type="checkbox"/> 
			<input type="checkbox"/> 

When	What	How	Work done
Day 13 30 th June	Deeniyat: Recap of Ta'wwuz and Tasmiyah.	Make the children repeat the Ta'wwuz and Tasmiyah with tajweed along with the teacher.	Justified <input type="checkbox"/>
	English: a) Conversation practice Q/A 1-4. b) Spell & read the words r/d pg no - 1-5. c) NB pg 5.	a) Recap of Q 1 - 4. With correct pronunciation along with the teacher. b) To make the child repeat the word with spelling and correct pronunciation c) NB pg 5 - Copy and write the small letters (middle case).	Justified <input type="checkbox"/>
	Math: a) Oral counting 1-20. b) Identification of numbers 1 and 2.	a) Oral counting of numbers 1-20 b) Identification & sand tracing the numbers 1 & 2 with values. Note: Allah is only one & we have two eyes, ears, hands and legs. One, Two (tune: One, Two, Buckle My Shoe) One, Two, me and you. Three, Four, circle the floor Five, Six, time to switch. Seven, Eight, freeze in place. Nine, Ten, begin again.	Justified <input type="checkbox"/>
	E.V.S.: Recap of the lesson - 2 'My Body' - Sense organs (Ref: r/d pg no - 6).	a) Recap of the lesson - 2 'My Body' - Sense organs (Ref: r/d pg no - 6) and Q/A. b) Reciting the rhyme on r/d pg no- 6 'Simon says...'	Justified <input type="checkbox"/>
	Hindi: a) Recap of strokes and curves. b) Reader pg 3.	a) Recap of strokes and curves. b) Reader pg 3 - Tracing निचे, ऊपर की ओर मुड़ी रेखा + शून्ये आकार.	Justified <input type="checkbox"/>
	Urdu: a) Recap of the huroof ت - پ. ت - پ.	a) Recap of the huroof ت - پ. b) Reader pg 3 - Trace and write ت - پ.	Justified <input type="checkbox"/>
	Break time	Islamic etiquette of eating and practical demo.	Justified <input type="checkbox"/>
	Games: Free Play (Physical activity).	The Elephant Goes Like This and That. The elephant goes like this and that, this and that, this and that. The elephant goes like this and that, because he's so big and fat! He has no fingers and has no toes, He has no fingers and has no toes. He has no fingers and has no toes, But goodness, gracious, what a nose!	Justified <input type="checkbox"/>
Teacher Assessment: Smiley for today's involvement, learning and enjoyment of teacher and students. With the best knowledge & Imaan, I rate my accomplishment today as			
			