

Day wise plan for the month of June 2017

Class - PP II - Telangana

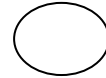
When	What	How	Work done
Day 25 12 th June	Hand writing competition.	a) Provide the children with four rule sheet. b) Make the children write capital and small letters and select the best one. c) Distribute chocolates to all the students and winners small gifts as a token of appreciation.	Justified <input type="checkbox"/>
	Drawing and colouring competition	a) Provide the children white sheets and colours. b) Let the children draw and colour the healthy food items which they like. c) Allow the children to talk about what they had drawn. d) Distribute chocolates to all the students and winners small gifts as a token of appreciation.	Justified <input type="checkbox"/>

Teacher Assessment:

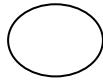

Smiley for today's involvement, learning and enjoyment of teacher and students.

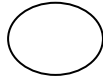

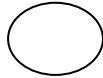
With the best knowledge & Imaan, I rate my accomplishment today as

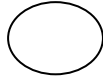

10

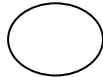


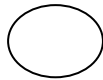

1. Sharing experiences (During vacation)
2. Welcome cards preparation (Ramadhan Cards)
3. Reciting Ramadhan duas.

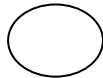

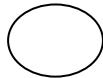
When	What	How	Work done
Day 26 13 th June	Deeniyat: Recap of complete Suratul faatiha, ayaat 1-7.	Make the children repeat the complete Suratul faatiha, ayaat 1-7 with tajweed.	Justified <input type="checkbox"/>
	English: a) Recap of story "The Well of Zam-Zam". b) Read words pg 11.	a) Recap of the story through Q/A. b) Phonic Practice 1 Rd pg 11 (Teacher to make the children read along with phonic sound). c) Completion of pending work.	Justified <input type="checkbox"/>
	Math: a) Practical counting 1-10. b) Write the number 1-10 w/b pg 11.	a) Practical counting of numbers from 1-10 using ice-cream sticks/pencils/crayon (loose and bundle counting). b) Make the children trace and write numbers from 1-10 in w/b pg 11.	Justified <input type="checkbox"/>
	E.V.S.: a) Recap of the lesson 3 "Food". b) N/B pg 4.	a) Recap of the lesson 3 "Food" - Healthy and junk food by showing the student's lunch boxes practically. b) Tick the healthy food items and cross the junk food N/B pg 4.	Justified <input type="checkbox"/>
	Hindi: a) Recap 'अ - इ' b) Slate practice 7.	a) Recap the swar akshar 'अ - इ' with pictures Rd pg 4-7. b) Slate practice.	Justified <input type="checkbox"/>
	Urdu: a) Recap of the huroof ا - آ through picture chart and objects. b) Slate practice.	a) Recap of the huroof ا - آ through picture chart and objects. b) Sand paper tracing and slate practice.	Justified <input type="checkbox"/>
	Break time -	Islamic etiquette of eating and practical demo.	Justified <input type="checkbox"/>
	Games: Outdoor Free play.	By making the children play freely.	Justified <input type="checkbox"/>
Home work: English: Read Rd pg 11. E.V.S.: Scrap book - Project work-paste healthy and unhealthy food items, activity -1 , Refer Rd pg 9.			
Teacher Assessment: Smiley for today's involvement, learning and enjoyment of teacher and students.  With the best knowledge & Imaan, I rate my accomplishment today as 			

When	What	How	Work done
Day 27 14 th June	Deeniyat: Introduction of Nuqte.	Make the children learn about nuqte.	Justified <input type="checkbox"/>
	English: a) Conversation Q no -7. b) Phonic practice 2-3.	a) Make the children learn with correct pronunciation. Q. What is your father's contact number ? A. My father's contact number is_____. b). Phonic practice 2 and 3 using word chart, word wheel and board through phonic drill Rd pg 12 and 13.	Justified <input type="checkbox"/>
	Math: a) Practical counting 1-10. b) N/B pg 1 and 2.	a) Practical counting of numbers from 1-10 using ice-cream sticks/pencils/crayon (loose and bundle counting). b) Make the children write numbers 1-5 and 6-10 in ones and tens columns N/B pg 1-2.	Justified <input type="checkbox"/>
	E.V.S.: a) Introduction of topic Unit-II, 'My Needs' 4-FRUITS.	a) Introduction of topic Unit-II 'My Needs' 4-FRUITS by showing real fruits especially the fruits of Jannah (see, touch, feel and taste) Rd pg 10-11.	Justified <input type="checkbox"/>
	Hindi: a) Recap 'अ - इ' b) Pending work + S.W.	a) Recap the swar akshar 'अ - इ' with pictures Rd pg 4-10. b) Completion of pending work.	Justified <input type="checkbox"/>
	Urdu: a) Recap of the huroof ا . آ ب. b) Slate practice.	a) Recap of the huroof ا . آ through picture chart and objects. b) Sand paper tracing and slate practice.	Justified <input type="checkbox"/>
	Break time:	Islamic etiquette of eating and practical demo and make the children share the Tiffin boxes and talk about the fruits which they brought.	Justified <input type="checkbox"/>
	Games: Outdoor Free play.	By making the children play freely.	Justified <input type="checkbox"/>
Home work: English: Phonic practice R/d pg no -12-13. Math: N/B pg 3.			
Teacher Assessment: Smiley for today's involvement, learning and enjoyment of teacher and students.  With the best knowledge & Imaan, I rate my accomplishment today as  			

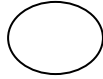

When	What	How	Work done
Day 28 15 th June	Deeniyat: Introduction of Huroof-e-tahajji اٰث.	Make the children recite the Huroof-e-tahajji with correct tajweed.	Justified <input type="checkbox"/>
	English: a) Recap of story 'The Three Little Bears'. b) Phonic practice 2-3. c) N/B pg 17.	a) Make the children narrate the story in their own words (English). b) Phonic practice 2 and 3 using word chart, word wheel and board through phonic drill Rd pg 12 and 13. c) Make the children write the Capital letter, N/B pg 17.	Justified <input type="checkbox"/>
	Math: a) Oral counting 1-50. b) Practical counting 1-20. c) Practice Book pg 4.	a) Write the numbers 1-50 on the board and make the children practice oral counting 1-50. b) Practical counting of number 1-20, loose and bundle counting. c) Write the numbers from 1-10 in tens and ones columns.	Justified <input type="checkbox"/>
	E.V.S.: a) Recap of topic Unit-II, 'My Needs' 4-FRUIT. b) Spell and read.	a) Recap of topic Unit-II 'My Needs' 4-FRUIT https://www.youtube.com/watch?v=HnWsV6eVd4U&t=1s b) Spell and read the names of the fruits Rd pg 10-11.	Justified <input type="checkbox"/>
	Hindi: a) Recap 'अ - इ' b) Do pg 7.	a) Recap the swar akshar 'अ - इ' with pictures Rd pg 4-7. b) Trace and write the askshar 'इ' Rd pg 7 (half page).	Justified <input type="checkbox"/>
	Urdu: a) Recap of the huroof ا . ا through picture chart and objects. b) Introduction of the huroofs ح . ح through picture demo reading Rd pg 6 + Slate practice.	a) Recap of the huroof ا . ا through picture chart and objects. b) Introduction of the huroofs ح . ح through picture demo reading Rd pg 6 + Slate practice.	Justified <input type="checkbox"/>
	Break time	Islamic etiquette of eating and practical demo.	Justified <input type="checkbox"/>
	Games: Indoor Free play.	By making the children play freely.	Justified <input type="checkbox"/>
Home work: English: Do Practice Book pg no -17. E.V.S.: Do RD pg 12. Hindi: Do Rd pg 7.			
Teacher Assessment: Smiley for today's involvement, learning and enjoyment of teacher and students.  With the best knowledge & Imaan, I rate my accomplishment today as 			

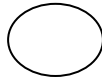

When	What	How	Work done
Day 29 16 th June	Deeniyat: Introduction of Huroof-e-tahajji ح-ج.	Make the children recite the Huroof-e-tahajji with correct tajweed.	Justified <input type="checkbox"/>
	English: a) Recap of story 'The well of Zam-Zam'. b) Phonic practice 2-3. c) N/B pg 18.	a) Make the children narrate the story in their own words (English). b) Phonic practice 2 and 3 using word chart, word wheel and board through phonic drill Rd pg 12 and 13. c) Make the children trace, copy and write the capital & small letter a-z, N/B pg 18.	Justified <input type="checkbox"/>
	Math: a) Oral counting 1-50. b) Practical counting 1-20. c) Practice Book pg 5.	a) Write the numbers 1-50 on the board and make the children practice oral counting 1-50. https://youtu.be/R9JKOZbmOU b) Practical counting of number 1-20, loose and bundle counting. c) Count and circle the correct number Practice Book pg 5.	Justified <input type="checkbox"/>
	E.V.S.: a) Recap of topic Unit-II, 'My Needs' 4-FRUITS. b) Spell and read. c) Practice Book pg 5. (Fruity Friday)	a) Recap of topic Unit-II 'My Needs' 4-FRUITS by showing real fruits especially the fruits of Jannah (see, touch, feel and taste) Rd pg 10-11. b) Spell and read the names of the fruits Rd pg 10-11. c) Write the first letter for the given fruits Practice Book pg 5.	Justified <input type="checkbox"/>
	Hindi: a) Recap 'अ - ई' b) Intro of उ - ऊ	a) Recap the swar akshar 'अ - ई' with pictures Rd pg 4-9. b) Intro of उ - ऊ , Slate practice + sand tracing.	Justified <input type="checkbox"/>
	Urdu: a) Recap of the huroof ح - ۱. b) Slate practice.	a) Recap of the huroof ح - ۱ through picture chart and objects. b) Slate practice.	Justified <input type="checkbox"/>
	Break time	Islamic etiquette of eating and practical demo.	Justified <input type="checkbox"/>
	Games: Outdoor Free play.	By making the children play freely.	Justified <input type="checkbox"/>
Home work: English: Read Rd pg 12 & 13. Math: Do w/b pg 12. Hindi: Read Rd pg 4-9.			
Teacher Assessment: Smiley for today's involvement, learning and enjoyment of teacher and students.  With the best knowledge & Imaan, I rate my accomplishment today as <input type="text" value="10"/>			

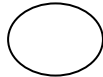
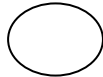
When	What	How	Work done
Day 30 17 th June	Deeniyat: Introduction of cheenk ane par kahein.	Make the children recite the dua with tajweed.	Justified <input type="checkbox"/>
	English: a) Recap of rhymes. b) Phonic practice 4-5.	a) Make the children recite the rhymes with actions and rhythm. b) Phonic practice 4 and 5 using word chart, word wheel and board through phonic drill Rd pg 14 and 15.	Justified <input type="checkbox"/>
	Math: a) Oral counting 1-50. b) Introduction of after and between numbers. c) Practice Book pg 6.	a) Write the numbers 1-50 on the board and make the children practice oral counting 1-50. b) Introduction of after and between numbers from 1-10 using number line. c) Write the number that comes after, Practice Book pg 6.	Justified <input type="checkbox"/>
	E.V.S.: a) Introduction of topic Unit-II, 'My Needs' 5-VEGETABLES. b) Spell and read.	a) Introduction of topic Unit-II 'My Needs' 5-VEGETABLES by showing real vegetables especially bottle gourd and cucumber (see, touch, feel and taste) Rd pg 13. b) Spell and read the names of the vegetables Rd pg 13.	Justified <input type="checkbox"/>
	Hindi: a) Recap 'अ - आ' b) Rd pg 8.	a) Recap the swar akshar 'अ - आ' with pictures Rd pg 4-9. b) Make the children trace and copy write swar akshar 'अ'Rd pg 8 (half page).	Justified <input type="checkbox"/>
	Urdu: a) Recap of the huroof ا . آ through picture chart and objects. b) Reading pg 6.	a) Recap of the huroof ا . آ through picture chart and objects. b) Reading pg 6 - Trace and write huroof ا - آ.	Justified <input type="checkbox"/>
	Break time	Islamic etiquette of eating and practical demo.	Justified <input type="checkbox"/>
	Games: Outdoor Free play.	By making the children play freely.	Justified <input type="checkbox"/>
Home work: English: Read Rd pg no -12-13. Math: Do Practice Book pg 7. Hindi: Do Rd pg 8.			
Teacher Assessment: Smiley for today's involvement, learning and enjoyment of teacher and students.  With the best knowledge & Imaan, I rate my accomplishment today as 			

When	What	How	Work done
Day 31 19 th June	Deeniyat: Introduction of jab koi cheez achi lage to yeh dua padhe.	Make the children recite the dua with tajweed.	Justified <input type="checkbox"/>
	English: a) Introduction of rhymes 'I Know My Vegetables'. b) Phonic practice 4-5. c) Practice Book pg 19-20.	a) Make the children recite the rhymes with actions and rhythm using hand puppets Ref: rhymes and sto. Pg -4. b) Phonic practice 4 and 5 using word chart, word wheel and board through phonic drill Rd pg 14 and 15. c) Write the first capital letter for the picture 19 & 20.	Justified <input type="checkbox"/>
	Math: a) Introduction of backward counting 10-1, 20-11. b) Practice Book pg 8.	a) Introduction of backward counting 10-1, 20-11 by oral drilling and board work and make the children practice. b) Write the backward counting 10-1 numbers, Practice Book pg 8.	Justified <input type="checkbox"/>
	E.V.S.: a) Recap of topic Unit-II, 'My Needs' 5-VEGETABLES. b) Spell and read.	a) Recap of topic Unit-II 'My Needs' 5-VEGETABLES by showing real vegetables especially bottle gourd and cucumber (see, touch, feel and taste) Rd pg 13. b) Spell and read the names of the vegetables Rd pg 13.	Justified <input type="checkbox"/>
	Hindi: a) Recap 'अ - आ' b) Rhyme Rd pg 19.	a) Recap the swar akshar 'अ - आ' with pictures Rd pg 4-9. b) Make the children learn and recite the swar akshar rhyme Rd pg 19.	Justified <input type="checkbox"/>
	Urdu: a) Recap of the huroof ا . آ ب. b) Reading pg 6.	a) Recap of the huroof ا . آ through picture chart and objects. b) Reading pg 6 - Circling and colouring.	Justified <input type="checkbox"/>
	Break time	Islamic etiquette of eating and practical demo.	Justified <input type="checkbox"/>
	Games: Outdoor Free play.	By making the children play freely.	Justified <input type="checkbox"/>
Home work: English: Do Practice Book pg no -21. Math: Do Practice Book pg 8. E.V.S.: Do Rd pg 14.			
Teacher Assessment: Smiley for today's involvement, learning and enjoyment of teacher and students.  With the best knowledge & Imaan, I rate my accomplishment today as  			

- Note: 1. Inform the students to bring one fruit and one vegetable for the next day's
- NUTRITION DAY ACTIVITY
2. Decorate the class for the next day's activity (cutout- fruits, vege and slogans)
3. Inform the students to wear Red colour dress for tomorrows Red Day Celebration.

When	What	How	Work done	
Day 32 20 th June	Deeniyat: Recap.	Make the children recite the duas with tajweed.	Justified <input type="checkbox"/>	
	English: a) Recap conversation Question 1-7. b) Phonic practice 4-5.	a) Make the children practice conversation question 1-7 with correct pronunciation. b) Phonic practice 4 and 5 using word chart, word wheel and board through phonic drill Rd pg 14 and 15. https://www.youtube.com/watch?v=edBD0qHhDfQ https://www.youtube.com/watch?v=y03dBct1G24 https://www.youtube.com/watch?v=NeQzY6Eqxk	Justified <input type="checkbox"/>	
	Math: a) Recap oral counting 1-50.	a) Write numbers 1-50 and ask the children to count orally.	Justified <input type="checkbox"/>	
	E.V.S.: a) Recap of the topics Fruits and Vegetables.	a) Recap of the topics 4-5 Fruits and Vegetables through related rhymes and salad activity. b) Ask the children to talk about the fruits and vegetables which they brought from home and say three sentences about them.	Justified <input type="checkbox"/>	
	NUTRITION DAY ACTIVITY & RED DAY CELEBRATION			
	Break time	Islamic etiquette of eating and practical demo.	Justified <input type="checkbox"/>	
Games: Outdoor Free play.	By making the children play freely.	Justified <input type="checkbox"/>		
Teacher Assessment: Smiley for today's involvement, learning and enjoyment of teacher and students.  With the best knowledge & Imaan, I rate my accomplishment today as 				


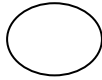
When	What	How	Work done
Day 33 21 st June	Deeniyat: Introduction of koi kuch de ya accha sulook kare to yeh kahein.	Make the children recite the dua with tajweed.	Justified <input type="checkbox"/>
	English: a) Introduction of conversation Q -8. b) Phonic practice 4-5. c) Practice Book pg 22.	a) Recap C Q- 1-7, and introduce the question Q.8- What is your mother's name ? A. My mother name is _____. b) Phonic practice 4 and 5 using word chart, word wheel and board through phonic drill Rd pg 14 and 15. c) Make the children copy and write the capital letters using strokes Practice Book pg 22 missing or small.	Justified <input type="checkbox"/>
	Math: a) Recap oral counting 1-50. b) Recap backward counting 20-1. c) Practice Book pg 9.	a) Write the numbers and make the children practice oral counting 1-50. b) Recap backward counting of numbers 20-1. https://youtu.be/mO15bPK4TuE c) Count and write the number in the box, Practice Book pg 9.	Justified <input type="checkbox"/>
	E.V.S.: a) Recap of topic Unit-II, 'My Needs" 5-VEGETABLES. b) Spell and read. c) Rd pg 14.	a) Recap of topic Unit-II 'My Needs' 5-VEGETABLES by showing real vegetables especially bottle gourd and cucumber (see, touch, feel and taste) Rd pg 13. b) Spell and read the names of the vegetables Rd pg 13. c) Scrap book activity, Ref: Rd pg 14.	Justified <input type="checkbox"/>
	Hindi: a) Recap 'अ - आ' b) Rd pg 9.	a) Recap the swar akshar 'अ - आ' with pictures Rd pg 4-9. b) Make the children trace and write the swar akshar 'अ' Rd pg 9 (half page).	Justified <input type="checkbox"/>
	Urdu: a) Recap of the huroof ا . آ ب. b) Introduction of ا . آ	a) Recap of the huroof ا . آ through picture chart and objects. b) Introduction of ا . آ through sand paper flash card + slate practice.	Justified <input type="checkbox"/>
	Break time	Islamic etiquette of eating and practical demo.	Justified <input type="checkbox"/>
	Games: Indoor Free play.	By making the children play freely.	Justified <input type="checkbox"/>
Home work: English: Do Practice Book pg no -23. Math: Do Wb pg 13. Hindi: Do Rd pg 9.			
Teacher Assessment: Smiley for today's involvement, learning and enjoyment of teacher and students.  With the best knowledge & Imaan, I rate my accomplishment today as 			

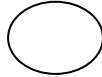

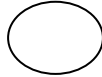
When	What	How	Work done
Day 34 22 nd June	Deeniyat: Recap.	Recap of kalmia-e-tayyeb with tajama and correct pronunciation.	Justified <input type="checkbox"/>
	English: a) Recap the rhymes. b) Recap letters. c) Do Practice Book pg 24.	a) Recap the rhyme with body action and correct pronunciation. b) Recap letters on the black board. c) Circle the vowels & write the consonants.	Justified <input type="checkbox"/>
	Math: a) Revise the numbers from 1 to 20. b) Practical counting.	a) Revise the numbers from 1 to 20 on the black board. b) Practical counting 1-20 with values.	Justified <input type="checkbox"/>
	E.V.S.: a) Recap of topic 5- 'VEGETABLES'. b) Practice Book pg - 6.	a)Recap lesson 5-VEGETABLES by showing flex of vegetables through oral Q/A Rd pg 13. b) Practice Book pg 6 - Write 'F' or 'V'.	Justified <input type="checkbox"/>
	Hindi: a) Recap 'अ - ऊ' b) Slate practice.	a) Recap the swar akshar 'अ - ऊ' with pictures Rd pg 4-9. b) Slate practice of askshar 'अ - ऊ'.	Justified <input type="checkbox"/>
	Urdu: a) Recap of the huroof ا . آ ب. b) Slate practice.	a) Recap of the huroof ا . آ through picture chart and objects. b) Slate practice.	Justified <input type="checkbox"/>
	Break time	Islamic etiquette of eating and practical demo.	Justified <input type="checkbox"/>
	Games: Outdoor Free play.	By making the children play freely.	Justified <input type="checkbox"/>
Home work:			
Teacher Assessment: Smiley for today's involvement, learning and enjoyment of teacher and students.  With the best knowledge & Imaan, I rate my accomplishment today as <input type="text" value="10"/> 			

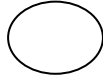
ID Cards Preparation

Note : 23rd June 2017 to 27th June 2017.

Ramazan Holidays.

When	What	How	Work done
Day 35 28 th June	Deeniyat: Introduction of huroof-e-tahajji.	Introduction of huroof-e-tahajji ج. ه with correct pronunciation (tajweed).	Justified <input type="checkbox"/>
	English: a) Introduction of story 'The Wise Son'. b) Reading practice Rd pg 16, first 4 lines. b) Do Practice Book pg 25.	a) Introduction of story 'The Wise Son' through dramatization, picture cards,Ref: story Rd pg 26-27. b) Reading practice Rd pg 16, first 4 lines. c) Recap two letter words copy & write the two letter words. https://www.youtube.com/watch?v=M44-G207b3A https://www.youtube.com/watch?v=qjG3w_zobJfs https://www.youtube.com/watch?v=q1rfujCgOMI https://www.youtube.com/watch?v=QdX0cZLTZB4 https://www.youtube.com/watch?v=rBZRVzqKgwI	Justified <input type="checkbox"/>
	Math: a) Recap of forward and backward counting of numbers from 20-1. b) Introduction of concept before number. c) Do Practice Book pg 10.	a) Recap of forward and backward counting of numbers from 20-1. b) Introduction of concept before number using number line. c) Write the number that comes before Practice Book pg 10.	Justified <input type="checkbox"/>
	E.V.S.: a) Spell and read. b) Slate practice.	a) Spell and read the names of fruits and vegetables. b) Slate practice + https://www.youtube.com/watch?v=7kX6W6B7RBM	Justified <input type="checkbox"/>
	Hindi: a) Recap 'अ - ऊ' intro of ऋ b) Reading. c) S.W + tracing.	a) Recap the swar akshar 'अ - ऊ' with pictures Rd pg 4-9. b) Oral Reading akshar and picture 'अ-ऋ'. https://www.youtube.com/watch?v=eofyx2okzV4	Justified <input type="checkbox"/>
	Urdu: a) Recap of the huroof . ا ب. b) Slate practice.	a) Recap of the huroof ا . ب through picture chart and objects. b) Slate practice. https://www.youtube.com/watch?v=G2ueGTGVCuM	Justified <input type="checkbox"/>
	Break time	Islamic etiquette of eating and practical demo.	Justified <input type="checkbox"/>
	Games: Outdoor Free play.	By making the children play freely.	Justified <input type="checkbox"/>
Home work: English: Read Rd pg 10-16. E.V.S.: Ask students to wear colourful dress, Read Rd pg 10-13.			
Teacher Assessment: Smiley for today's involvement, learning and enjoyment of teacher and students. With the best knowledge & Imaan, I rate my accomplishment today as  			

When	What	How	Work done
Day 36 29 th June	Deeniyat: Recap of huroof-e-tahajji. ج . ا	Recap of huroof-e-tahajji ج . ا with correct pronunciation (tajweed).	Justified <input type="checkbox"/>
	English: a) Recap the story. b) Reading practice Rd pg 16, 4 lines. c) Read the two letter words.	a) Recap the story 'The Wise Son' through Q/A. b) Write the two letter words PRACTICE BOOK pg 26. c) Read the two letter words.	Justified <input type="checkbox"/>
	Math: a) Recap of forward and backward counting of numbers from 20-1. b) Do Practice Book pg 11.	a) Recap of forward and backward counting of numbers from 20-1. b) Write the numbers from 11-20 Practice Book pg 11.	Justified <input type="checkbox"/>
	E.V.S.: a) Introduction of unit II My Needs lesson no 6 'Clothes'. b) Rd pg no 15-16.	a) Introduction of unit II My Needs lesson no 6 'Clothes' by exhibiting different kinds of dresses in hangers & fancy dress show activity, Ref Rd pg 15 & 16. b) Picture reading + Islamic value.	Justified <input type="checkbox"/>
	Hindi: a) Recap 'अ - ऋ' b) Reading.	a) Recap the swar akshar 'अ - ऋ' with pictures Rd pg 4-10. https://www.youtube.com/watch?v=NOSURvgHTes b) Oral Reading akshar and picture + S.W.	Justified <input type="checkbox"/>
	Urdu: a) Recap of the huroof ا . آ b) Reader pg 7.	a) Recap of the huroof ا . آ through picture chart and objects. b) Reader pg 7-Trace and write huroof ا . آ.	Justified <input type="checkbox"/>
	Break time	Islamic etiquette of eating and practical demo.	Justified <input type="checkbox"/>
Games: Outdoor Free play.	By making the children play freely.	Justified <input type="checkbox"/>	
Home work: English: Read Rd pg 11-16. E.V.S.: Activity Ref Rd pg 16.			
Teacher Assessment: Smiley for today's involvement, learning and enjoyment of teacher and students.  With the best knowledge & Imaan, I rate my accomplishment today as  10 			

When	What	How	Work done
Day 37 30 th June	Deeniyat: Introduction of khaane ke shuru me dua padhna bhoool jaaye to yeh dua padhe.	Introduction of khaane ke shuru me dua padhna bhoool jaaye to yeh dua padhe, with correct pronunciation.	Justified <input type="checkbox"/>
	English: a) Revise conversation question 1-8. b) Do Practice Book pg 27.	a) Revise conversation question 1-8. b) Copy and write the two letter words.	Justified <input type="checkbox"/>
	Math: a) Recap of forward and backward counting of numbers from 20-1. b) Reading practice Rd pg 16, next 6 lines.	a) Recap of forward and backward counting of numbers from 20-1. https://youtu.be/mOI5bPK4TuE b) Completion of pending work.	Justified <input type="checkbox"/>
	E.V.S.: a) Recap lesson no 6 'Clothes'. b) Group activity.	a) Recap lesson no 6 'Clothes', show and tell activity. b) Group activity, Ref Rd pg 16.	Justified <input type="checkbox"/>
	Hindi: a) Recap 'अ - ऋ' b) Rd pg 10.	a) Recap the swar akshar 'अ - ऋ' with pictures Rd pg 4-10. b) Trace and write akshar ऋ Rd pg 10 (half page).	Justified <input type="checkbox"/>
	Urdu: a) Recap of the huroof ا. ا. b) Reader pg 7.	a) Recap of the huroof ا. ا through picture chart and objects. b) Reader pg 7 - Ticking and colouring.	Justified <input type="checkbox"/>
	Break time	Islamic etiquette of eating and practical demo.	Justified <input type="checkbox"/>
Games: One minute game.	One minute game (blowing of balloon, filling the bottle using sponge, arranging the bag, wearing shoe and socks, buttoning the shirt...) distribute chocolates to all the students as a token of appreciation.	Justified <input type="checkbox"/>	
Home work: English: Read Rd pg 11-15 + S.W. Hindi: Do Rd pg 10.			
Teacher Assessment: Smiley for today's involvement, learning and enjoyment of teacher and students.  With the best knowledge & Imaan, I rate my accomplishment today as <input type="text" value="10"/> 