



## Day wise plan for the month of September 2017

### Class - Play Group- Telangana

When	What	How	Work done
1 <sup>st</sup> Sept	Audio Visual Session.	<ul style="list-style-type: none"> <li>To have fun and enjoyment.</li> <li>To make and learning easy and interesting.</li> <li>To make them aware about etiquettes and good morals through stories.</li> </ul>	Justified <input type="checkbox"/>

**Teacher Assessment:**

Smiley for today's involvement, learning and enjoyment of teacher and students. ○

With the best knowledge & Imaan, I rate my accomplishment today as 10

**Note: 2<sup>nd</sup> - 4<sup>th</sup> September**

**Id-ul-Adha Holidays.**





When	What	How	Work done
Day 70  5 <sup>th</sup> Sept	Teacher's Day Celebration.  Puppet show + Fancy Dress show.	<ul style="list-style-type: none"> <li>To have fun and enjoyment.</li> <li>To make and learning easy and interesting.</li> <li>To make them aware about etiquettes and good morals through stories.</li> <li>To make the children enjoy the Fancy Dress Show.</li> </ul>	Justified <input type="checkbox"/>

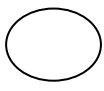

**Teacher Assessment:**


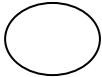
Smiley for today's involvement, learning and enjoyment of teacher and students. ○

With the best knowledge & Imaan, I rate my accomplishment today as 10

When	What	How	Workdone
Day 71  6 <sup>th</sup> Sep	<b>Deeniyat:</b> Recap.	Recap.	Justified <input type="checkbox"/>
	<b>English:</b> a) Conversation questions 1- 6. b) Letters: Recap c) Rhymes: Recap d) Story: Recap e) Slate practice.	a) Conversation questions: Islamic greetings, informal talk and recap conversation question 1-6. b) Letters: Recap of letter 'Aa - 'Ll' by showing objects, informal talk and sand paper flash cards of letters and flex. c) Rhymes: Recap of rhyme with actions. d) Story: Recap of the story 'The Rabbit and the Tortoise' using sand tray technique. e) Slate practice of stroke — / \ V ^. <a href="https://youtu.be/EA-fbT6oN2k">https://youtu.be/EA-fbT6oN2k</a>	Justified <input type="checkbox"/>
	<b>Math:</b> a) Recap of no. 1-5. b) Recap oral counting. c) Introduction of shape 'Triangle'	a) Recap of no. 1-5. b) Recap of oral counting 1-10. c) Introduction of shape 'Triangle', by showing objects, classroom material, black board and flex.	Justified <input type="checkbox"/>
	<b>EVS:</b> a) Introduction of Topic 'Home Appliances'. b) Recap colours.	a) Introduction of topic 'Home Appliances' by showing models of home appliances to the students, informal talk, pictures cards, flex, black board and flash cards. b) Recap of colour 'Blue','Green', 'Red' by showing different objects	Justified <input type="checkbox"/>
	<b>Break time</b>	Islamic etiquettes of eating.	Justified <input type="checkbox"/>
	<b>Activity:</b> Freehand scribbling on the old news papers	Freehand scribbling on the old newspapers and to give it different shapes and make welcome cards for the students. Id-ul-Adha greetings.	Justified <input type="checkbox"/>
<b>Home work: English:</b> Picture reading Rd pg 1-15. <b>E.V.S.:</b> Picture reading Rd pg 14-15.			
<b>Teacher Assessment:</b> Smiley for today's involvement, learning and enjoyment of teacher and students.			
With the best knowledge & Imaan, I rate my accomplishment today as			
<div style="display: flex; justify-content: flex-end; align-items: center;"> <input style="width: 40px; height: 20px; border: 1px solid black; margin-right: 10px;" type="checkbox"/> 10  </div>			

When	What	How	Workdone
Day 72  7 <sup>th</sup> Sep	<b>Deeniyat:</b> Recap of islaami maloomaat	Recap of islaami maloomaat sawaal no1, 2.	Justified <input type="checkbox"/>
	<b>English:</b> a) Conversation questions 1- 6 b) Letters: Recap c) Rhymes: Recap d) Story: Recap e) Slate practice	a) Conversation questions: Islamic greetings, informal talk and recap conversation question 1- 6. b) Letters: Recap of letter 'Aa - Ll'. c) Rhymes: Recap of rhyme with actions. d) Story: Recap of the story 'The Rabbit and the Tortoise' using sand tray technique. e) Slate practice of strokes  and introduction of right open curve 	Justified <input type="checkbox"/>
	<b>Math:</b> a) Recap Numbers. b) Recap oral counting. c) Recap shapes.	a) Recap of no. 1-5, using objects, charts, flex and flashcards. b) Recap of oral counting 1-10. c) Recap of shape 'Circle' and 'Triangle', by showing objects, classroom material, black board and flex.	Justified <input type="checkbox"/>
	<b>EVS:</b> a) Recap Home Appliances. b) Recap colours.	a) Recap of topic 'Home Appliances' by showing models of home appliances to the students, informal talk, pictures cards, flex, black board and flash cards. b) Recap of colour 'Red, Green, Blue', by showing different objects.	Justified <input type="checkbox"/>
	<b>Break time</b>	Islamic etiquettes of eating.	Justified <input type="checkbox"/>
	<b>Games:</b> Sleeping Lions	Sleeping Lions This game is great for larger groups. Everyone lies on the floor except one or two hunters. Everyone else is a 'sleeping lion', and once they've settled they're not allowed to move. The hunters walk around trying to make the sleeping lions move by making them laugh, telling jokes and so on, but they aren't allowed to touch them. Once a lion has moved, it gets up to join the hunters. The last lion left on the floor is the winner.	Justified <input type="checkbox"/>
	<b>Activity:</b> Slate practice of right open curve.	Slate practice of right open curve.	Justified <input type="checkbox"/>
<b>Home work: English:</b> Picture reading Rd pg 1-15. <b>E.V.S.:</b> Picture reading Rd pg 14-15.			
<b>Teacher Assessment:</b> Smiley for today's involvement, learning and enjoyment of teacher and students.  With the best knowledge & Imaan, I rate my accomplishment today as 			

When	What	How	Work done
Day 73  8 <sup>th</sup> Sep	<b>Deeniyat:</b> Recap.	Recap.	Justified <input type="checkbox"/>
	<b>English:</b> a) Conversation questions - Introduction of Q7. b) Letters: Recap of letter 'Aa - Ll' c) Rhymes: Recap d) Story: Recap e) Recap strokes.	a) Conversation questions: Islamic greetings, informal talk and recap conversation question 5-6, and introduction of Q.7. Q.7. What is your mother's name? A. My mother's name is_____ b) Letters: Recap of letter 'Aa - Ll' by showing objects, informal talk and sand paper flash cards of letters and flex. c) Rhymes: Recap of rhymes with actions. d) Story: Recap of the story 'The Rabbit and the Tortoise' using sand tray technique. e) Recap of strokes and curves — /\v^.	Justified <input type="checkbox"/>
	<b>Math:</b> a) Recap of no. 1-5 b) Recap of oral counting c) Recap of shape	a) Recap of no. 1-5, using objects, charts, flex and flashcards. b) Recap of oral counting 1-10. c) Recap of shape 'Circle' and 'Triangle', by showing objects, classroom material, black board and flex. <a href="https://youtu.be/HHCQskoTZmk">https://youtu.be/HHCQskoTZmk</a>	Justified <input type="checkbox"/>
	<b>EVS:</b> a) Recap of topic 'Home Appliances' b) Recap of colour 'Blue'	a) Recap of topic 'Home Appliances' by showing models of home appliances to the students, informal talk, pictures cards, flex, black board and flash cards. b) Recap of colour 'Blue', by showing different objects.	Justified <input type="checkbox"/>
	<b>Break time</b>	Islamic etiquettes of eating.	Justified <input type="checkbox"/>
	<b>Games:</b> Marbles Equipment needed	Marbles Equipment needed - a bag of marbles Divide up the marbles evenly between 2 players. Player 1 rolls the marble across the floor. Player 2 tries to hit player 1's marble. Take it in turns until a player hits the marble, then that marble is theirs. Once they get the hang of it, they can make up their own marble games.	Justified <input type="checkbox"/>
	<b>Activity:</b> Slate practice of strokes and curves.	Slate practice of strokes and curves.	Justified <input type="checkbox"/>
<b>Home work:</b> <b>English:</b> Picture reading Rd pg 1-8. <b>E.V.S.:</b> Picture reading Rd pg 14-15.			
<b>Teacher Assessment:</b> Smiley for today's involvement, learning and enjoyment of teacher and students. <div style="text-align: right;">  </div> With the best knowledge & Imaan, I rate my accomplishment today as <div style="display: inline-block; border: 1px solid black; padding: 2px; margin-left: 20px;">  </div>			

When	What	How	Workdone
Day 74  11 <sup>th</sup> Sep	<b>Deeniyat:</b> Recap of kalima-e-taiyybah.	Recap of kalima-e-taiyybah with tajweed.	Justified <input type="checkbox"/>
	<b>English:</b> a) Conversation questions 5- 7. b) Letters: Recap of letter 'Aa - Ll' by showing objects c) Rhymes: Recap d) Story: Recap e) Recap strokes.	a) Conversation questions: Islamic greetings, informal talk and recap conversation question 5 - 7. b) Letters: Recap of letter 'Aa - Ll' by showing objects, informal talk and sand paper flash cards of letters and flex. c) Rhymes: Recap of rhymes with actions. d) Story: Recap of the story 'The Rabbit and the Tortoise' using sand tray technique. e) Recap of strokes and curves.	Justified <input type="checkbox"/>
	<b>Math:</b> a) Recap of no. 1-5 b) Recap of oral counting c) Recap of shape 'Circle' and 'Triangle'	a) Recap of no. 1-5, Introduction of number 6, using objects, charts, flex and flashcards. b) Recap of oral counting 1-10. c) Recap of shape 'Circle' and 'Triangle', by showing objects, classroom material, black board and flex.	Justified <input type="checkbox"/>
	<b>EVS:</b> a) Recap of topic 'Home Appliances' b) Recap of colour 'Red, Green, Blue'	a) Recap of topic 'Home Appliances' by showing models of home appliances to the students, informal talk, pictures cards, flex, black board and flash cards. b) Recap of colour 'Red, Green, Blue', by showing different objects.	Justified <input type="checkbox"/>
	<b>Break time</b>	Islamic etiquettes of eating.	Justified <input type="checkbox"/>
	<b>Games:</b> Foot bag Equipment needed.	Foot bag Equipment needed - a small beanbag Beanbags are great for indoors as they are soft. Get the kids to stand in a circle and play catch with it - but they have to use their feet! Beanbags can be used in several other of the games in this guide - you could even make your own using material from an old t-shirt, filling it with uncooked rice then sewing it together.	Justified <input type="checkbox"/>
	<b>Activity:</b> Sand paper tracing of letter Aa-Ll.	Sand paper tracing of letter Aa-Ll.	Justified <input type="checkbox"/>
<b>Home work: English:</b> Picture reading Rd pg 1-15. <b>E.V.S.:</b> Picture reading Rd pg 14-15.			
<b>Teacher Assessment:</b> Smiley for today's involvement, learning and enjoyment of teacher and students.			
With the best knowledge & Imaan, I rate my accomplishment today as  			


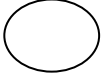
When	What	How	Work done
Day 75  12 <sup>th</sup> Sep	Field Trip (Shopping Mall and Park)	<ul style="list-style-type: none"> <li>• To have recreation activity for students by taking them out of the school to a nearby park.</li> <li>• To help them associate classroom learning to practical life.</li> <li>• To revise topics - Transport, Clothes, Fruits, Vegetable and Home Appliances.</li> <li>• To have fun and enjoyment.</li> <li>• To make the learning easy and fun, long lasting.</li> </ul>	Justified <input type="checkbox"/>

**Teacher Assessment:**

Smiley for today's involvement, learning and enjoyment of teacher and students.

With the best knowledge & Imaan, I rate my accomplishment today as



When	What	How	Work done
Day 76  13 <sup>th</sup> Sep	<b>Deeniyat:</b> Recap	Recap	Justified <input type="checkbox"/>
	<b>English:</b> a) Conversation questions 5-7. b) Letters: Recap c) Rhymes: Introduction of Hindi rhyme 'लालटमाटर' with actions d) Story: Recap of the story 'The Rabbit the Tortoise' e) Recap strokes.	a) Conversation questions: Islamic greetings, informal talk and recap conversation question 5-7. b) Letters: Recap of letter 'Aa - Ll' by showing objects, informal talk and sand paper flash cards of letters and flex. c) Rhymes: Introduction of Hindi rhyme 'लालटमाटर' with actions. d) Story: Recap of the story 'The Rabbit the Tortoise' using sand tray technique. e) Recap of strokes and cruves $- /\backslash \vee \wedge \cup$ , by using black board.	Justified <input type="checkbox"/>
	<b>Math:</b> a) Recap of no. 1- 6 b) Recap oral counting. c) Recap shapes.	a) Recap of no. 1- 6, using objects, charts, flex and flashcards. b) Recap of oral counting 1-10. c) Recap of shape 'Circle' and 'Triangle', by showing objects, classroom material, black board and flex.	Justified <input type="checkbox"/>
	<b>EVS:</b> a) Recap of topic 'Home Appliances' b) Recap colours.	a) Recap of topic 'Home Appliances' by showing models of home appliances to the students, informal talk, pictures cards, flex, black board & flash cards. b) Recap of colour 'Blue, Green', by showing different objects.	Justified <input type="checkbox"/>
	<b>Break time</b>	Islamic etiquettes of eating.	Justified <input type="checkbox"/>
	<b>Games:</b> Duck, Duck, Goose Everyone sits in a circle.	Duck, Duck, Goose Everyone sits in a circle. Then one player - the fox - walks around the outside, tapping people on the head and saying 'duck'. But if they tap someone and say 'goose', that player jumps up and chases the fox around the circle. If the fox makes it all the way around to where the goose was sitting and sits in their space, then the goose becomes the fox. But if the goose tags the fox while they're running around, the goose goes back to their space and the fox has to start again.	Justified <input type="checkbox"/>
	<b>Activity:</b> Pasting of different clothes sample - scrap activity.	Scrap book pasting activity - use different clothes fabric and cut into frock, scarf and trousers and allow the children to do pasting in the scrap book (follow up of field trip activity).	Justified <input type="checkbox"/>
<b>Teacher Assessment:</b> Smiley for today's involvement, learning and enjoyment of teacher and students. With the best knowledge & Imaan, I rate my accomplishment today as <div style="display: inline-block; margin-left: 20px;">  </div> <div style="display: inline-block; margin-left: 20px;">  </div>			








When	What	How	Work done
Day 78  15 <sup>th</sup> Sep	<b>Deeniyat:</b> Recap.	Recap. <a href="https://youtu.be/tuMDMF-1-HE">https://youtu.be/tuMDMF-1-HE</a>	Justified <input type="checkbox"/>
	<b>English:</b> a) Conversation questions 1-7. b) Letters: Recap of letter 'Aa - Mm' c) Rhymes: Recap d) Story: Recap e) Recap strokes	a) Conversation questions: Islamic greetings, informal talk and recap conversation question 1-7. b) Letters: Recap of letter 'Aa - Mm' by showing objects informal talk and sand paper flash cards of letters and flex, Rd pg 1-16. c) Rhymes: Recap of English and Hindi rhymes with actions. d) Story: Recap of the stories 'The Thirsty Crow' and 'The Rabbit and the Tortoise', through Q/A, Ref: Stories book pg 18-21. e) Recap of strokes and curves, by using black board.	Justified <input type="checkbox"/>
	<b>Math:</b> a) Recap b) Recap oral counting. c) Recap shapes.	a) Recap of no. 1- 6, using objects, charts, flex and flashcards. b) Recap of oral counting 1-10. c) Recap of shape 'Circle' and 'Triangle', by showing objects, classroom material, black board and flex.	Justified <input type="checkbox"/>
	<b>EVS:</b> a) Recap of topic 'Home Appliances' b) Recap colours.	a) Recap of topic 'Home Appliances' by showing models of home appliances to the students, informal talk, pictures cards, flex, black board and flash cards. b) Recap of colour 'Blue, Green', by showing different objects.	Justified <input type="checkbox"/>
	<b>Break time</b>	Islamic etiquettes of eating.	Justified <input type="checkbox"/>
	<b>Games:</b> What's the time Mr Wolf? Everyone starts by standing in a line	What's the time Mr Wolf? Everyone starts by standing in a line. One player is Mr Wolf and they take 20 paces forward and stand with their back to the others. Then the others all call out together "What's the time Mr Wolf?". The wolf turns around and calls out a time, for example "8 o'clock", which means the others take 8 steps forward. 3 o'clock is 3 steps, 5 o'clock is 5 steps, etc. They keep on doing this until Mr Wolf decides to shout "Its Bye Bye Time!" instead, and chases the group. If he catches someone before they reach where they started they become the wolf.	Justified <input type="checkbox"/>
	<b>Activity:</b> Concept of Zero - Bowls and Number Cards	The concept of zero is usually harder than counting and other early number concepts. The difference between 0 and other numbers is that all of the other numbers have a tangible visual form, whereas 0 does not. We first associate the number 0 with empty and nothing, and slowly help them understand the relation of 0 with other numbers. Make a few cards with 0 written on them. Take a set of 8-10 bowls and arrange them in a line. In a few of the bowls place a piece of candy, or any other object. The child needs to place the number 0 card in front of the bowls that are empty.	Justified <input type="checkbox"/>

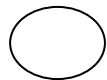
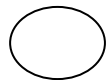
**Teacher Assessment:**

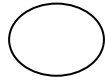

Smiley for today's involvement, learning and enjoyment of teacher and students






With the best knowledge & Imaan, I rate my accomplishment today as

When	What	How	Work done
Day 79  18 <sup>th</sup> Sep	<b>Deeniyat:</b> Recap.	Recap.	Justified <input type="checkbox"/>
	<b>English:</b> a) Conversation questions 1-7 b) Letters: Recap c) Rhymes: Introduction of rhyme 'Five Little Parrots' with actions. d) Story: Recap e) Recap storkes.	a) Conversation questions: Islamic greetings, informal talk and recap conversation question 1-7. b) Letters: Recap of letter 'Aa - Mm' by showing objects informal talk and sand paper flash cards of letters and flex, Rd pg 1-16. c) Rhymes: Introduction of rhyme 'Five Little Parrots' with actions. d) Story: Recap of the stories 'The Thirsty Crow' and 'The Rabbit and the Tortoise', through Q/A, Ref: Stories book pg 18-21. e) Recap of strokes, by using black board.	Justified <input type="checkbox"/>
	<b>Math:</b> a) Recap of no. 1- 6 b) Recap oral counting. c) Recap shapes.	a) Recap of no. 1- 6, using objects, charts, flex and flashcards. b) Recap of oral counting 1-10. c) Recap of shape 'Circle' and 'Triangle', by showing objects, classroom material, black board and flex.	Justified <input type="checkbox"/>
	<b>EVS:</b> a) Recap Home Appliances. b) Recap colours.	a) Recap of topic 'Home Appliances' by showing models of home appliances to the students, informal talk, pictures cards, flex, black board and flash cards. b) Recap of colour 'Blue, Green', by showing different objects.	Justified <input type="checkbox"/>
	<b>Break time</b>	Islamic etiquettes of eating.	Justified <input type="checkbox"/>
	<b>Games:</b> Tag One person is 'it'.	Tag One person is 'it'. They chase the rest until they touch or 'tag' someone, who is then 'it'. Simple, but lots of fun! For a fun addition to the rules, a player can avoid being tagged for a short while if they crouch down and shout out the name of a vegetable - this means that they are safe.	Justified <input type="checkbox"/>
	<b>Activity:</b> Sand tray practice of letter 'Mm'.	Sand tray practice of letter 'Mm'.	Justified <input type="checkbox"/>
<b>Home work:</b> <b>English:</b> Picture reading Rd pg 1-16. <b>E.V.S.:</b> Picture reading Rd pg 14-15.			
<b>Teacher Assessment:</b> Smiley for today's involvement, learning and enjoyment of teacher and students.   With the best knowledge & Imaan, I rate my accomplishment today as 			

When	What	How	Work done
Day 80 19 <sup>th</sup> Sep	<b>Deeniyat:</b> Recap.	Recap.	Justified <input type="checkbox"/>
	<b>English:</b> a) Conversation questions 4-7. b) Letters: Recap c) Rhymes: Recap d) Story: Recap e) Recap strokes	a) Conversation questions: Islamic greetings, informal talk and recap conversation question 4-7. b) Letters: Recap of letter 'Aa - Mm' by showing objects informal talk and sand paper flash cards of letters and flex, Rd pg 1-16. c) Rhymes: Recap of rhyme with actions. d) Story: Recap of the story - 'The Rabbit and the Tortoise', through Q/A, Ref: Stories book pg 20-21. e) Recap of strokes and curves, by using black board. <a href="https://youtu.be/EA-fbT6oN2k">https://youtu.be/EA-fbT6oN2k</a>	Justified <input type="checkbox"/>
	<b>Math:</b> a) Recap of no. 1- 6 b) Recap oral counting. b) Recap shapes.	a) Recap of no. 1- 6, using objects, charts, flex and flashcards. b) Recap of oral counting 1-10. c) Recap of shape 'Circle' and 'Triangle', by showing objects, classroom material, black board and flex.	Justified <input type="checkbox"/>
	<b>Pink Day Celebration</b> Show and tell activity of pink colour objects, Talking about Pink colour objects (rose, lotus, Toys, dolls....), children to have fancy dress show of their Pink colour clothes.		Justified <input type="checkbox"/>
	<b>Break time</b>	Islamic etiquettes of eating.	Justified <input type="checkbox"/>
	<b>Games:</b> Stuck in the Mud Like Tag.	Stuck in the Mud Like Tag, but when one player is caught, they must stand still with their legs apart. This means they are 'stuck in the mud' and can only be set free by another player crawling through their legs. The last person to be caught is 'it' for the next game	Justified <input type="checkbox"/>
<b>Home work: English:</b> Picture reading Rd pg 1-16. <b>E.V.S.:</b> Picture reading Rd pg 2,3,6& 7.			
<b>Teacher Assessment:</b> Smiley for today's involvement, learning and enjoyment of teacher and students. <div style="text-align: right;">  </div> With the best knowledge & Imaan, I rate my accomplishment today as <div style="display: inline-block; border: 1px solid black; padding: 2px; margin-left: 10px;">10</div> 			

When	What	How	Work done
Day 81  20 <sup>th</sup> Sep	<b>Deeniyat:</b> Recap of Islaami maloomat.	Recap of Islaami maloomat sawalat.	Justified <input type="checkbox"/>
	<b>English:</b> a) Conversation questions 6-7. b) Letters: Revision of letter 'Aa - Mm' c) Rhymes: Revision of English and Hindi rhymes with actions. d) Story: Revision e) Revision	a) Conversation questions: Islamic greetings, informal talk and revision conversation question 6-7. b) Letters: Revision of letter 'Aa - Mm' by showing objects informal talk and sand paper flash cards of letters and flex, Rd pg 1-16. c) Rhymes: Revision of English and Hindi rhymes with actions. d) Story: Revision of the stories 'The Thirsty Crow' and 'The Rabbit and the Tortoise', through Q/A, Ref: Stories book pg 18-21. e) Revision of strokes and curves, by using black board.	Justified <input type="checkbox"/>
	<b>Math:</b> a) Revision of no1 6 b) Revision of oral counting 1-10. c) Revision	a) Revision of no. 1- 6, using objects, charts, flex and flashcards. b) Revision of oral counting 1-10. c) Revision of shape 'Circle' and 'Triangle', by showing objects, classroom material, black board and flex.	Justified <input type="checkbox"/>
	<b>EVS:</b> a) Revision of topic 'My Body and Clothes' b) Recap	a) Revision of topic 'My Body and Clothes' by showing models to the students, informal talk, flex, black board and flash cards. b) Recap of colour 'Red & Blue', by showing different objects.	Justified <input type="checkbox"/>
	<b>Break time</b>	Islamic etiquettes of eating.	Justified <input type="checkbox"/>
	<b>Games:</b> The Activity Children line up one behind the other. The leader, weaves around the space and all children sing.	The Activity Children line up one behind the other. The leader, weaves around the space and all children sing - the 'runaway train went over the hill'. At the end of each verse the child at the back comes to the front and leads the train. The Runaway train went over the hill and she blew, she blew. The runaway train went over the hill and she blew, she blew. The runaway train went over the hill, the last I heard she was blowing still ,and she blew, blew, blue, blew, blew. Try adding some obstacles and some gradients. Drive the train at different speeds and use different movements. You will need:   Space	Justified <input type="checkbox"/>
	<b>Activity:</b> Slate practice of strokes and curves.	Slate practice of strokes and curves.	Justified <input type="checkbox"/>
<b>Home work: English:</b> Picture reading Rd pg 1-16.			
<b>Teacher Assessment:</b> Smiley for today's involvement, learning and enjoyment of teacher and students. <div style="text-align: right;">  </div> With the best knowledge & Imaan, I rate my accomplishment today as <div style="display: inline-block; vertical-align: middle; margin-left: 20px;">  </div>			

When	What	How	Work done
Day 82  21 <sup>st</sup> Sep	<b>Deeniyat:</b> Recap of Tasmiyah.	Recap of Tasmiyah.	Justified <input type="checkbox"/>
	<b>English:</b> a) Conversation questions 1-7. b) Letters: Revision c) Rhymes: Revision of Hindi rhyme 'लालटमाटर' with actions. d) Story: Revision e) Recap strokes.	a) Conversation questions: Islamic greetings, informal talk and recap conversation question 1-7. b) Letters: Revision of letter 'Aa - Mm' by showing objects informal talk and sand paper flash cards of letters and flex, Rd pg 1-16. c) Rhymes: Revision of Hindi rhyme 'लालटमाटर' with actions. d) Story: Revision of the stories 'The Thirsty Crow', through Q/A, Ref: Story book pg 18-19. e) Recap of strokes and curves.	Justified <input type="checkbox"/>
	<b>Math:</b> a) Revision of no.1 6 b) Revision oral counting. c) Revision shapes.	a) Revision of no. 1- 6, using objects, charts, flex and flashcards. b) Revision of oral counting 1-10. c) Revision of shape 'Circle' and 'Triangle', by showing objects, classroom material, black board and flex.	Justified <input type="checkbox"/>
	<b>EVS:</b> a) Revision of topic 'Clothes and Transport'	a) Revision of topic 'Clothes and Transport' by showing models, flex, black board and flash cards, Rd pg 8,9,12 & 13. b) Recap of colour 'Blue', by showing different objects.	Justified <input type="checkbox"/>
	<b>Break time</b>	Islamic etiquettes of eating.	Justified <input type="checkbox"/>
	<b>Games:</b> Matching letters Aa-Dd with pictures	Matching letters Aa-Dd with pictures	Justified <input type="checkbox"/>
	<b>Activity:</b> Slate practice of letters Aa-Dd.	Slate practice of letters Aa-Dd.	Justified <input type="checkbox"/>
<b>Teacher Assessment:</b> Smiley for today's involvement, learning and enjoyment of teacher and students.  With the best knowledge & Imaan, I rate my accomplishment today as  			

Note: 22<sup>nd</sup> September 2017 – 1<sup>st</sup> Moharrum – Grand Parent's Day

23<sup>rd</sup> September 2017 – 1<sup>st</sup> October 2017 – Dusehra Holidays

2<sup>nd</sup> October 2017 – Gandhi Jayanti Holiday.