
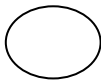


Day wise plan for the month of November 2017

Class - Play Group- Maharashtra

When	What	How	Workdone
Day 73 1 st Nov	Deeniyat: Introduction of kalmia tayyibah.	Introduction of kalmia tayyibah with tajweed and correct pronunciation.	Justified <input type="checkbox"/>
	English: a) Conversation questions 1-5 b) Letters: Recap c) Rhymes: Recap d) Story: Recap e) Recap concept.	a) Conversation questions: Islamic greetings, informal talk and recap conversation question 1-5 with correct pronunciation. b) Letters: Recap of letter 'Aa - Kk' an Introduction of letter 'Ll' by showing object a Lock, informal talk and sand paper flash cards of letters and flex, Rd pg 14. c) Rhymes: Recap of rhymes with actions. d) Story: Recap of the story 'The Rabbit and the Tortoise' using sand tray technique. e) Recap of concept big X small and hot X cold by showing real object.	Justified <input type="checkbox"/>
	BLUE DAY CELEBRATION Show and tell activity of Blue colour objects, Talking about Blue colour (whale, Butterfly, fishes, cloud ...), children to have fancy dress show of their Blue colour clothes.		Justified <input type="checkbox"/>
	Break time	Islamic Etiquettes of eating.	Justified <input type="checkbox"/>
Home work: English: Picture reading Rd pg 6-10.			
Teacher Assessment: Smiley for today's involvement, learning and enjoyment of teacher and students. <div style="float: right; margin-top: 10px;">   </div>			
With the best knowledge & Imaan, I rate my accomplishment today as			

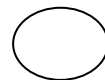
When	What	How	Workdone
Day 74 2 nd Nov	Deeniyat: Assignment no - 8	Assignment no -8, fingertip printing, pg 27.	Justified <input type="checkbox"/>
	English: a) Conversation questions 1-5 b) Letters: Recap c) Rhymes: Introduction d) Story: Recap	a) Conversation questions: Islamic greetings, informal talk and recap conversation question 1-5 with correct pronunciation. b) Letters: Recap of letter 'Aa - Ll' by showing objects, informal talk and sand paper flash cards of letters and flex. c) Rhymes: Introduction of rhyme 'Little Muslim' with actions. d) Story: Recap of the story 'The Rabbit and the Tortoise' using sand tray technique.	Justified <input type="checkbox"/>
	Math: a) Recap of no. 1-5 b) Recap of oral counting 1 -10. c) Recap the 'shape circle'	a) Recap of no. 1-5 using objects, charts and flashcards. b) Recap of oral counting 1 -10. c) Recap the 'shape circle' by showing models.	Justified <input type="checkbox"/>
	EVS: a) Recap	a) Recap of colour 'BLUE', by showing different objects.	Justified <input type="checkbox"/>
	Break time	Islamic etiquettes of eating.	Justified <input type="checkbox"/>
	Games: Warm up exercise.	Warm up exercise.	Justified <input type="checkbox"/>
	Activity:	Sand paper tracing of letters 'Aa-Ll'.	Justified <input type="checkbox"/>

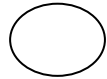

Home work: English: Picture reading Rd pg 11-14.



Teacher Assessment:

Smiley for today's involvement, learning and enjoyment of teacher and students.

With the best knowledge & Imaan, I rate my accomplishment today as



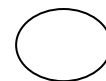
When	What	How	Workdone
Day 75 3 rd Nov	Deeniyat: Recap.	Recap.	Justified <input type="checkbox"/>
	English: a) Conversation questions 1- 6. b) Letters: Recap c) Rhymes: Recap d) Story: Recap e) Slate practice.	a) Conversation questions: Islamic greetings, informal talk and recap conversation question 1-6. b) Letters: Recap of letter 'Aa - 'Ll' by showing objects, informal talk and sand paper flash cards of letters and flex. c) Rhymes: Recap of rhyme with actions. d) Story: Recap of the story 'The Rabbit and the Tortoise' using sand tray technique. e) Slate practice of stroke — / \ V ^. https://youtu.be/EA-fbT6oN2k	Justified <input type="checkbox"/>
	Math: a) Recap of no. 1-5. b) Recap oral counting. c) Introduction of shape 'Triangle'	a) Recap of no. 1-5. b) Recap of oral counting 1-10. c) Introduction of shape 'Triangle', by showing objects, classroom material, black board and flex.	Justified <input type="checkbox"/>
	EVS: a) Introduction of Topic 'Home Appliances'. b) Recap colours.	a) Introduction of topic 'Home Appliances' by showing models of home appliances to the students, informal talk, pictures cards, flex, black board and flash cards. b) Recap of colour 'Blue','Green', 'Red' by showing different objects	Justified <input type="checkbox"/>
	Break time	Islamic etiquettes of eating.	Justified <input type="checkbox"/>
	Activity: Freehand scribbling on the old news papers	Freehand scribbling on the old newspapers and to give it different shapes and make welcome cards for the students. Id-ul-Adha greetings.	Justified <input type="checkbox"/>
Home work: English: Picture reading Rd pg 1-15. E.V.S.: Picture reading Rd pg 14-15.			
Teacher Assessment: Smiley for today's involvement, learning and enjoyment of teacher and students. <div style="text-align: right;">  </div> With the best knowledge & Imaan, I rate my accomplishment today as <div style="display: inline-block; vertical-align: middle;">  </div>			

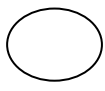

When	What	How	Workdone
Day 76 6 th Nov	Deeniyat: Recap of islaami maloomaat	Recap of islaami maloomaat sawaal no1, 2.	Justified <input type="checkbox"/>
	English: a) Conversation questions 1- 6 b) Letters: Recap c) Rhymes: Recap d) Story: Recap e) Slate practice	a) Conversation questions: Islamic greetings, informal talk and recap conversation question 1- 6. b) Letters: Recap of letter 'Aa - Ll'. c) Rhymes: Recap of rhyme with actions. d) Story: Recap of the story 'The Rabbit and the Tortoise' using sand tray technique. e) Slate practice of strokes  and introduction of right open curve 	Justified <input type="checkbox"/>
	Math: a) Recap Numbers. b) Recap oral counting. c) Recap shapes.	a) Recap of no. 1-5, using objects, charts, flex and flashcards. b) Recap of oral counting 1-10. c) Recap of shape 'Circle' and 'Triangle', by showing objects, classroom material, black board and flex.	Justified <input type="checkbox"/>
	EVS: a) Recap Home Appliances. b) Recap colours.	a) Recap of topic 'Home Appliances' by showing models of home appliances to the students, informal talk, pictures cards, flex, black board and flash cards. b) Recap of colour 'Red, Green, Blue', by showing different objects.	Justified <input type="checkbox"/>
	Break time	Islamic etiquettes of eating.	Justified <input type="checkbox"/>
	Games: Sleeping Lions	Sleeping Lions This game is great for larger groups. Everyone lies on the floor except one or two hunters. Everyone else is a 'sleeping lion', and once they've settled they're not allowed to move. The hunters walk around trying to make the sleeping lions move by making them laugh, telling jokes and so on, but they aren't allowed to touch them. Once a lion has moved, it gets up to join the hunters. The last lion left on the floor is the winner.	Justified <input type="checkbox"/>
	Activity: Slate practice of right open curve.	Slate practice of right open curve.	Justified <input type="checkbox"/>
Home work: English: Picture reading Rd pg 1-15. E.V.S.: Picture reading Rd pg 14-15.			


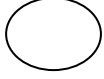
Teacher Assessment:


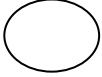
Smiley for today's involvement, learning and enjoyment of teacher and students.

With the best knowledge & Imaan, I rate my accomplishment today as


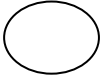


When	What	How	Work done
Day 77 7 th Nov	Deeniyat: Recap.	Recap.	Justified <input type="checkbox"/>
	English: a) Conversation questions - Introduction of Q7. b) Letters: Recap of letter 'Aa - Ll' c) Rhymes: Recap d) Story: Recap e) Recap strokes.	a) Conversation questions: Islamic greetings, informal talk and recap conversation question 5-6, and introduction of Q.7. Q.7. What is your mother's name? A. My mother's name is_____. b) Letters: Recap of letter 'Aa - Ll' by showing objects, informal talk and sand paper flash cards of letters and flex. c) Rhymes: Recap of rhymes with actions. d) Story: Recap of the story 'The Rabbit and the Tortoise' using sand tray technique. e) Recap of strokes and curves — /\v^.	Justified <input type="checkbox"/>
	Math: a) Recap of no. 1-5 b) Recap of oral counting c) Recap of shape	a) Recap of no. 1-5, using objects, charts, flex and flashcards. b) Recap of oral counting 1-10. c) Recap of shape 'Circle' and 'Triangle', by showing objects, classroom material, black board and flex. https://youtu.be/HHCQskoTZmk	Justified <input type="checkbox"/>
	EVS: a) Recap of topic 'Home Appliances' b) Recap of colour 'Blue'	a) Recap of topic 'Home Appliances' by showing models of home appliances to the students, informal talk, pictures cards, flex, black board and flash cards. b) Recap of colour 'Blue', by showing different objects.	Justified <input type="checkbox"/>
	Break time	Islamic etiquettes of eating.	Justified <input type="checkbox"/>
	Games: Marbles Equipment needed	Marbles Equipment needed - a bag of marbles Divide up the marbles evenly between 2 players. Player 1 rolls the marble across the floor. Player 2 tries to hit player 1's marble. Take it in turns until a player hits the marble, then that marble is theirs. Once they get the hang of it, they can make up their own marble games.	Justified <input type="checkbox"/>
	Activity: Slate practice of strokes and curves.	Slate practice of strokes and curves.	Justified <input type="checkbox"/>
Home work: English: Picture reading Rd pg 1-8. E.V.S.: Picture reading Rd pg 14-15.			
Teacher Assessment: Smiley for today's involvement, learning and enjoyment of teacher and students. <div style="text-align: right;">  </div> With the best knowledge & Imaan, I rate my accomplishment today as <div style="display: inline-block; border: 1px solid black; padding: 2px; margin-left: 20px;">  </div>			




When	What	How	Workdone
Day 78 8 th Nov	Deeniyat: Recap of kalima-e-taiyybah.	Recap of kalima-e-taiyybah with tajweed.	Justified <input type="checkbox"/>
	English: a) Conversation questions 5- 7. b) Letters: Recap of letter 'Aa - Ll' by showing objects c) Rhymes: Recap d) Story: Recap e) Recap strokes.	a) Conversation questions: Islamic greetings, informal talk and recap conversation question 5 - 7. b) Letters: Recap of letter 'Aa - Ll' by showing objects, informal talk and sand paper flash cards of letters and flex. c) Rhymes: Recap of rhymes with actions. d) Story: Recap of the story 'The Rabbit and the Tortoise' using sand tray technique. e) Recap of strokes and curves.	Justified <input type="checkbox"/>
	Math: a) Recap of no. 1-5 b) Recap of oral counting c) Recap of shape 'Circle' and 'Triangle'	a) Recap of no. 1-5, Introduction of number 6, using objects, charts, flex and flashcards. b) Recap of oral counting 1-10. c) Recap of shape 'Circle' and 'Triangle', by showing objects, classroom material, black board and flex.	Justified <input type="checkbox"/>
	EVS: a) Recap of topic 'Home Appliances' b) Recap of colour 'Red, Green, Blue'	a) Recap of topic 'Home Appliances' by showing models of home appliances to the students, informal talk, pictures cards, flex, black board and flash cards. b) Recap of colour 'Red, Green, Blue', by showing different objects.	Justified <input type="checkbox"/>
	Break time	Islamic etiquettes of eating.	Justified <input type="checkbox"/>
	Games: Foot bag Equipment needed.	Foot bag Equipment needed - a small beanbag Beanbags are great for indoors as they are soft. Get the kids to stand in a circle and play catch with it - but they have to use their feet! Beanbags can be used in several other of the games in this guide - you could even make your own using material from an old t-shirt, filling it with uncooked rice then sewing it together.	Justified <input type="checkbox"/>
	Activity: Sand paper tracing of letter Aa-Ll.	Sand paper tracing of letter Aa-Ll.	Justified <input type="checkbox"/>
Home work: English: Picture reading Rd pg 1-15. E.V.S.: Picture reading Rd pg 14-15.			
Teacher Assessment: Smiley for today's involvement, learning and enjoyment of teacher and students.			
With the best knowledge & Imaan, I rate my accomplishment today as  			

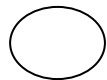
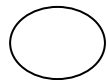
When	What	How	Work done
Day 79 9 th Nov	Deeniyat: Recap	Recap	Justified <input type="checkbox"/>
	English: a) Conversation questions 5-7. b) Letters: Recap c) Rhymes: Introduction of Hindi rhyme 'लालटमाटर' with actions d) Story: Recap of the story 'The Rabbit the Tortoise' e) Recap strokes.	a) Conversation questions: Islamic greetings, informal talk and recap conversation question 5-7. b) Letters: Recap of letter 'Aa - Ll' by showing objects, informal talk and sand paper flash cards of letters and flex. c) Rhymes: Introduction of Hindi rhyme 'लालटमाटर' with actions. d) Story: Recap of the story 'The Rabbit the Tortoise' using sand tray technique. e) Recap of strokes and cruves $- /\backslash \vee \wedge \cup$, by using black board.	Justified <input type="checkbox"/>
	Math: a) Recap of no. 1- 6 b) Recap oral counting. c) Recap shapes.	a) Recap of no. 1- 6, using objects, charts, flex and flashcards. b) Recap of oral counting 1-10. c) Recap of shape 'Circle' and 'Triangle', by showing objects, classroom material, black board and flex.	Justified <input type="checkbox"/>
	EVS: a) Recap of topic 'Home Appliances' b) Recap colours.	a) Recap of topic 'Home Appliances' by showing models of home appliances to the students, informal talk, pictures cards, flex, black board & flash cards. b) Recap of colour 'Blue, Green', by showing different objects.	Justified <input type="checkbox"/>
	Break time	Islamic etiquettes of eating.	Justified <input type="checkbox"/>
	Games: Duck, Duck, Goose Everyone sits in a circle.	Duck, Duck, Goose Everyone sits in a circle. Then one player - the fox - walks around the outside, tapping people on the head and saying 'duck'. But if they tap someone and say 'goose', that player jumps up and chases the fox around the circle. If the fox makes it all the way around to where the goose was sitting and sits in their space, then the goose becomes the fox. But if the goose tags the fox while they're running around, the goose goes back to their space and the fox has to start again.	Justified <input type="checkbox"/>
	Activity: Pasting of different clothes sample - scrap activity.	Scrap book pasting activity - use different clothes fabric and cut into frock, scarf and trousers and allow the children to do pasting in the scrap book (follow up of field trip activity).	Justified <input type="checkbox"/>
Teacher Assessment: Smiley for today's involvement, learning and enjoyment of teacher and students. With the best knowledge & Imaan, I rate my accomplishment today as			
			 

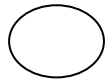

When	What	How	Work done
Day 80 10 th Nov	Deeniyat: Recap of Tasmiyah	Recap of Tasmiyah with tajweed and correct pronunciation.	Justified <input type="checkbox"/>
	English: a) Conversation questions 5-7. b) Letters: Recap c) Rhymes: Recap of Hindi rhyme 'लालटमाटर' with actions. d) Story: Recap e) Recap of strokes and curves.	a) Conversation questions: Islamic greetings, informal talk and recap conversation question 5-7. b) Letters: Recap of letter 'Aa - Ll' and introduction of letter 'Mm' by showing objects, informal talk and sand paper flash cards of letters and flex, Rd pg 16. c) Rhymes: Recap of Hindi rhyme 'लालटमाटर' with actions. d) Story: Recap of the stories 'The Thirsty Crow' and 'The Rabbit and the Tortoise', through Q/A, Ref: Stories book pg 18-21. e) Recap of strokes and curves, by using black board.	Justified <input type="checkbox"/>
	Math: a) Recap of no. 1- 6 b) Recap oral counting. c) Recap shapes.	a) Recap of no. 1- 6, using objects, charts, flex and flashcards. b) Recap of oral counting 1-10. c) Recap of shape 'Circle' and 'Triangle', by showing objects, classroom material, black board and flex.	Justified <input type="checkbox"/>
	EVS: a) Recap of topic 'Home Appliances' b) Recap colours.	a) Recap of topic 'Home Appliances' by showing models of home appliances to the students, informal talk, pictures cards, flex, black board and flash cards. b) Recap of colour 'Blue, Red', by showing different objects. https://youtu.be/eRw9nNKQ434	Justified <input type="checkbox"/>
	Break time	Islamic etiquettes of eating.	Justified <input type="checkbox"/>
	Games: Matching picture cards of letters to objects.	Matching picture cards of letters to objects.	Justified <input type="checkbox"/>
	Activity: Pink colour and do fist printing on chart.	Mix red and white to make pink. Freestyle fist printing and make butterflies flowers and mango ... (Group activity).	Justified <input type="checkbox"/>
Teacher Assessment: Smiley for today's involvement, learning and enjoyment of teacher and students.			<input type="checkbox"/>
With the best knowledge & Imaan, I rate my accomplishment today as			<input type="checkbox"/> 10 <input type="checkbox"/>

When	What	How	Work done
Day 81 13 th Nov	Deeniyat: Recap.	Recap. https://youtu.be/tuMDMF-1-HE	Justified <input type="checkbox"/>
	English: a) Conversation questions 1-7. b) Letters: Recap of letter 'Aa - Mm' c) Rhymes: Recap d) Story: Recap e) Recap strokes	a) Conversation questions: Islamic greetings, informal talk and recap conversation question 1-7. b) Letters: Recap of letter 'Aa - Mm' by showing objects informal talk and sand paper flash cards of letters and flex, Rd pg 1-16. c) Rhymes: Recap of English and Hindi rhymes with actions. d) Story: Recap of the stories 'The Thirsty Crow' and 'The Rabbit and the Tortoise', through Q/A, Ref: Stories book pg 18-21. e) Recap of strokes and curves, by using black board.	Justified <input type="checkbox"/>
	Math: a) Recap b) Recap oral counting. c) Recap shapes.	a) Recap of no. 1- 6, using objects, charts, flex and flashcards. b) Recap of oral counting 1-10. c) Recap of shape 'Circle' and 'Triangle', by showing objects, classroom material, black board and flex.	Justified <input type="checkbox"/>
	EVS: a) Recap of topic 'Home Appliances' b) Recap colours.	a) Recap of topic 'Home Appliances' by showing models of home appliances to the students, informal talk, pictures cards, flex, black board and flash cards. b) Recap of colour 'Blue, Green', by showing different objects.	Justified <input type="checkbox"/>
	Break time	Islamic etiquettes of eating.	Justified <input type="checkbox"/>
	Games: What's the time Mr Wolf? Everyone starts by standing in a line	What's the time Mr Wolf? Everyone starts by standing in a line. One player is Mr Wolf and they take 20 paces forward and stand with their back to the others. Then the others all call out together "What's the time Mr Wolf?". The wolf turns around and calls out a time, for example "8 o'clock", which means the others take 8 steps forward. 3 o'clock is 3 steps, 5 o'clock is 5 steps, etc. They keep on doing this until Mr Wolf decides to shout "Its Bye Bye Time!" instead, and chases the group. If he catches someone before they reach where they started they become the wolf.	Justified <input type="checkbox"/>
	Activity: Concept of Zero - Bowls and Number Cards	The concept of zero is usually harder than counting and other early number concepts. The difference between 0 and other numbers is that all of the other numbers have a tangible visual form, whereas 0 does not. We first associate the number 0 with empty and nothing, and slowly help them understand the relation of 0 with other numbers. Make a few cards with 0 written on them. Take a set of 8-10 bowls and arrange them in a line. In a few of the bowls place a piece of candy, or any other object. The child needs to place the number 0 card in front of the bowls that are empty.	Justified <input type="checkbox"/>
Teacher Assessment: Smiley for today's involvement, learning and enjoyment of teacher and students   With the best knowledge & Imaan, I rate my accomplishment today as			

Note: 14th Nov 2017 - Tuesday - Sports Day Celebration.

When	What	How	Work done
Day 82 15 th Nov	Deeniyat: Recap.	Recap.	Justified <input type="checkbox"/>
	English: a) Conversation questions 1-7 b) Letters: Recap c) Rhymes: Recap of rhyme 'Five Little Parrots' with actions. d) Story: Recap e) Recap storkes.	a) Conversation questions: Islamic greetings, informal talk and recap conversation question 1-7. b) Letters: Recap of letter 'Aa - Mm' by showing objects informal talk and sand paper flash cards of letters and flex, Rd pg 1-16. c) Rhymes: Recap of rhyme 'Five Little Parrots' with actions. d) Story: Recap of the stories 'The Thirsty Crow' and 'The Rabbit and the Tortoise', through Q/A, Ref: Stories book pg 18-21. e) Recap of strokes, by using black board.	Justified <input type="checkbox"/>
	Math: a) Recap of no. 1- 6 b) Recap oral counting. c) Recap shapes.	a) Recap of no. 1- 6, using objects, charts, flex and flashcards. b) Recap of oral counting 1-10. c) Recap of shape 'Circle' and 'Triangle', by showing objects, classroom material, black board and flex.	Justified <input type="checkbox"/>
	EVS: a) Recap Home Appliances. b) Recap colours.	a) Recap of topic 'Home Appliances' by showing models of home appliances to the students, informal talk, pictures cards, flex, black board and flash cards. b) Recap of colour 'Blue, Green', by showing different objects.	Justified <input type="checkbox"/>
	Break time	Islamic etiquettes of eating.	Justified <input type="checkbox"/>
	Games: Tag One person is 'it'.	Tag One person is 'it'. They chase the rest until they touch or 'tag' someone, who is then 'it'. Simple, but lots of fun! For a fun addition to the rules, a player can avoid being tagged for a short while if they crouch down and shout out the name of a vegetable - this means that they are safe.	Justified <input type="checkbox"/>
	Activity: Sand tray practice of letter 'Mm'.	Sand tray practice of letter 'Mm'.	Justified <input type="checkbox"/>
Home work: English: Picture reading Rd pg 1-16. E.V.S.: Picture reading Rd pg 14-15.			
Teacher Assessment: Smiley for today's involvement, learning and enjoyment of teacher and students.   With the best knowledge & Imaan, I rate my accomplishment today as 			

When	What	How	Work done
Day 83 16 th Nov	Deeniyat: Recap.	Recap.	Justified <input type="checkbox"/>
	English: a) Conversation questions 4-7. b) Letters: Recap c) Rhymes: Recap d) Story: Recap e) Recap strokes	a) Conversation questions: Islamic greetings, informal talk and recap conversation question 4-7. b) Letters: Recap of letter 'Aa - Mm' by showing objects informal talk and sand paper flash cards of letters and flex, Rd pg 1-16. c) Rhymes: Recap of rhyme with actions. d) Story: Recap of the story - 'The Rabbit and the Tortoise', through Q/A, Ref: Stories book pg 20-21. e) Recap of strokes and curves, by using black board. https://youtu.be/EA-fbT6oN2k	Justified <input type="checkbox"/>
	Math: a) Recap of no. 1- 6 b) Recap oral counting. b) Recap shapes.	a) Recap of no. 1- 6, using objects, charts, flex and flashcards. b) Recap of oral counting 1-10. c) Recap of shape 'Circle' and 'Triangle', by showing objects, classroom material, black board and flex.	Justified <input type="checkbox"/>
	Pink Day Celebration Show and tell activity of pink colour objects, Talking about Pink colour objects (rose, lotus, Toys, dolls....), children to have fancy dress show of their Pink colour clothes.		Justified <input type="checkbox"/>
	Break time	Islamic etiquettes of eating.	Justified <input type="checkbox"/>
	Games: Stuck in the Mud Like Tag.	Stuck in the Mud Like Tag, but when one player is caught, they must stand still with their legs apart. This means they are 'stuck in the mud' and can only be set free by another player crawling through their legs. The last person to be caught is 'it' for the next game	Justified <input type="checkbox"/>
Home work: English: Picture reading Rd pg 1-16. E.V.S.: Picture reading Rd pg 2,3,6& 7.			
Teacher Assessment: Smiley for today's involvement, learning and enjoyment of teacher and students. <div style="text-align: right;">  </div> With the best knowledge & Imaan, I rate my accomplishment today as <div style="display: inline-block; border: 1px solid black; padding: 2px; margin-left: 20px;">10</div> 			

When	What	How	Work done
Day 84 17 th Nov	Deeniyat: Recap of Islaami maloomat.	Recap of Islaami maloomat sawalat.	Justified <input type="checkbox"/>
	English: a) Conversation questions 6-7. b) Letters: Revision of letter 'Aa - Mm' c) Rhymes: Revision of English and Hindi rhymes with actions. d) Story: Revision e) Revision	a) Conversation questions: Islamic greetings, informal talk and revision conversation question 6-7. b) Letters: Revision of letter 'Aa - Mm' by showing objects informal talk and sand paper flash cards of letters and flex, Rd pg 1-16. c) Rhymes: Revision of English and Hindi rhymes with actions. d) Story: Revision of the stories 'The Thirsty Crow' and 'The Rabbit and the Tortoise', through Q/A, Ref: Stories book pg 18-21. e) Revision of strokes and curves, by using black board.	Justified <input type="checkbox"/>
	Math: a) Revision of no1 6 b) Revision of oral counting 1-10. c) Revision	a) Revision of no. 1- 6, using objects, charts, flex and flashcards. b) Revision of oral counting 1-10. c) Revision of shape 'Circle' and 'Triangle', by showing objects, classroom material, black board and flex.	Justified <input type="checkbox"/>
	EVS: a) Revision of topic 'My Body and Clothes' b) Recap	a) Revision of topic 'My Body and Clothes' by showing models to the students, informal talk, flex, black board and flash cards. b) Recap of colour 'Red & Blue', by showing different objects.	Justified <input type="checkbox"/>
	Break time	Islamic etiquettes of eating.	Justified <input type="checkbox"/>
	Games: The Activity Children line up one behind the other. The leader, weaves around the space and all children sing.	The Activity Children line up one behind the other. The leader, weaves around the space and all children sing - the 'runaway train went over the hill'. At the end of each verse the child at the back comes to the front and leads the train. The Runaway train went over the hill and she blew, she blew. The runaway train went over the hill and she blew, she blew. The runaway train went over the hill, the last I heard she was blowing still ,and she blew, blew, blue, blew, blew. Try adding some obstacles and some gradients. Drive the train at different speeds and use different movements. You will need: Space	Justified <input type="checkbox"/>
	Activity: Slate practice of strokes and curves.	Slate practice of strokes and curves.	Justified <input type="checkbox"/>
Home work: English: Picture reading Rd pg 1-16.			
Teacher Assessment: Smiley for today's involvement, learning and enjoyment of teacher and students. <div style="text-align: right;">  </div> With the best knowledge & Imaan, I rate my accomplishment today as <div style="display: inline-block; vertical-align: middle; margin-left: 20px;">  </div>			

Note: 18th Nov 2017 – Saturday – P.T.M.



When	What	How	Work done
Day 85 20 th Nov	Deeniyat: Recap of Tasmiyah.	Recap of Tasmiyah.	Justified <input type="checkbox"/>
	English: a) Conversation questions 1-7. b) Letters: Revision c) Rhymes: Revision of Hindi rhyme 'लालटमाटर' with actions. d) Story: Revision e) Recap strokes.	a) Conversation questions: Islamic greetings, informal talk and recap conversation question 1-7. b) Letters: Revision of letter 'Aa - Mm' by showing objects informal talk and sand paper flash cards of letters and flex, Rd pg 1-16. c) Rhymes: Revision of Hindi rhyme 'लालटमाटर' with actions. d) Story: Revision of the stories 'The Thirsty Crow', through Q/A, Ref: Story book pg 18-19. e) Recap of strokes and curves.	Justified <input type="checkbox"/>
	Math: a) Revision of no.1 6 b) Revision oral counting. c) Revision shapes.	a) Revision of no. 1- 6, using objects, charts, flex and flashcards. b) Revision of oral counting 1-10. c) Revision of shape 'Circle' and 'Triangle', by showing objects, classroom material, black board and flex. https://youtu.be/rdS-GAKfruE	Justified <input type="checkbox"/>
	EVS: a) Revision of topic 'Clothes and Transport'	a) Revision of topic 'Clothes and Transport' by showing models, flex, black board and flash cards, Rd pg 8,9,12 & 13. b) Recap of colour 'Blue', by showing different objects.	Justified <input type="checkbox"/>
	Break time	Islamic etiquettes of eating.	Justified <input type="checkbox"/>
	Games: Walk the Line	Walk the Line: The Activity Lay out several lengths of rope or washing line along the floor, criss-crossing them over, leading to a treasure at the end. Encourage the children to walk along the rope following its path to reach the 'treasure'. Some children may also be able to walk backwards or sideways. See if the children can also do 'tricks' along the route e.g. stand on one leg, jump forward, turn around. You will need: Several lengths of skipping rope of washing line 'Treasures	Justified <input type="checkbox"/>
	Activity: Sorting balls colours Green and Blue.	Sorting Balls (colours Green and Blue) give colourful balls to the children and allow them to separate balls according to colours.	Justified <input type="checkbox"/>

Teacher Assessment:

Smiley for today's involvement, learning and enjoyment of teacher and students.



With the best knowledge & Imaan, I rate my accomplishment today as





When	What	How	Workdone
Day 86 21 st Nov	Deeniyat: Introduction of huroof-e-tahajji 'Y'	Introduction of huroof-e-tahajji 'Y' with tajweed.	Justified <input type="checkbox"/>
	English: a) Conversation questions 5-7. b) Letters: Recap of letter 'Aa - Mm' and introduction of letter 'Nn' c) Rhymes: Recap d) Story: Recap e) Strokes - Recap	a) Conversation questions: Islamic greetings, informal talk and recap conversation question 5-7. b) Letters: Recap of letter 'Aa - Mm' and introduction of letter 'Nn' by showing objects (nose, net...) phonic sound, informal talk and sand paper flash cards of letters and flex, Rd pg c) Rhymes: Recap of rhyme with actions. d) Story: Recap of the stories through Q/A. e) Strokes - Recap of strokes and curves — /\VAC.	Justified <input type="checkbox"/>
	Math: a) Recap numbers b) Recap oral counting.	a) Recap of no. 1-6. b) Recap of oral counting 1-10. c) Practical counting of numbers 1-6.	Justified <input type="checkbox"/>
	EVS: a) Recap topics. b) Recap colours.	a) Recap of topics through Q/A. b) Recap of colours 'Red, Blue and Green', by showing different objects. https://youtu.be/hM3t6MTUQqg	Justified <input type="checkbox"/>
	Break time	Islamic etiquettes of eating.	Justified <input type="checkbox"/>
	Games: Pasting of crape paper balls.	Pasting of crape paper balls in the shapes given - big circle and triangle n a chart (group activity).	Justified <input type="checkbox"/>
	Activity: <u>Craft Stick Barn</u> 	<u>Craft Stick Barn</u> This bright red craft stick barn craft is fun to make in the fall or when learning about farms. Children glue red craft sticks to a foam barn and then add some fall foam stickers to complete the scene. It is a very easy craft that requires just a little time and a few materials. 	Justified <input type="checkbox"/>


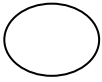
Teacher Assessment:

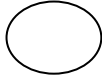
Smiley for today's involvement, learning and enjoyment of teacher and students.



With the best knowledge & Imaan, I rate my accomplishment today as

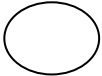


When	What	How	Workdone
Day 87 22 nd Nov	Deeniyat: Recap of huroof-e-tahajji 'ʾ'	Recap of huroof-e-tahajji 'ʾ'	Justified <input type="checkbox"/>
	English: a) Conversation questions 5-7 and introduction of Q8. b) Letters: Recap c) Rhymes: Recap d) Story: Recap of the stories through Q/A. e) Strokes - Introduction of left open curve ʾ.	a) Conversation questions: Islamic greetings, informal talk and recap conversation question 5-7, and introduction of Q.8. What is your mother's mobile number? A. My mother's mobile number is _____. b) Letters: Recap of letter 'Aa - Nn' by showing objects (ice-cream) phonic sound, informal talk and sand paper flash cards of letters and flex, Rd pg c) Rhymes: Recap of rhyme with actions. d) Story: Recap of the stories through Q/A. e) Strokes - Introduction of left open curve ʾ.	Justified <input type="checkbox"/>
	Math: a) Recap numbers b) Recap oral counting.	a) Recap of no. 1-6 b) Recap of oral counting 1-10. c) Practical counting of numbers 1-6 using Spindle box.	Justified <input type="checkbox"/>
	EVS: a) Recap topics. b) Recap colours.	a) Recap of topics through Q/A. b) Recap of colours 'Red, Blue and Green', by showing different objects.	Justified <input type="checkbox"/>
	Break time	Islamic etiquettes of eating.	Justified <input type="checkbox"/>
	Games: Warm up exercise.	Warm up exercise.	Justified <input type="checkbox"/>
	Activity: <u>Footprint Horse Craft</u> 	<u>Footprint Horse Craft</u> This horse craft is a fantastic farm animal craft made from your child's footprint! It is a fun craft that offers ways for your preschooler to practice their cutting skills as well. Our footprint horse craft is a great paper craft, so you most likely have all the materials needed. 	Justified <input type="checkbox"/>
Home work: English: Picture reading Rd pg 17. Math: Oral counting 1-10.			
Teacher Assessment: Smiley for today's involvement, learning and enjoyment of teacher and students. With the best knowledge & Imaan, I rate my accomplishment today as			<input type="checkbox"/>  

When	What	How	Work done
Day 88 23 rd Nov	Deeniyat: Assignment 9	Assignment 9, Easel painting in 'I' Rd pg 28. https://youtu.be/cHqfk5IMw-E	Justified <input type="checkbox"/>
	English: a) Conversation questions 6-8 b) Letters: Recap of letter 'Aa - Nn' c) Rhymes: Recap of rhyme 'Little Muslim' with actions. d) Strokes - Recap	a) Conversation questions: Islamic greetings, informal talk and recap conversation question 6-8. b) Letters: Recap of letter 'Aa - Nn' by showing objects, phonic sound, informal talk and sand paper flash cards of letters and flex, Rd pg 1-11. c) Rhymes: Recap of rhyme 'Little Muslim' with actions. d) Strokes - Recap of right and left open curve - sand paper tracing and slate practice.	Justified <input type="checkbox"/>
	Math: a) Recap numbers. b) Recap shapes.	a) Recap of no. 1-6. b) Recap of oral counting 1-10. c) Practical counting of numbers 1-6.	Justified <input type="checkbox"/>
	EVS: a) Recap topics. b) Recap colours.	a) Recap of topics through Q/A. b) Recap of colours 'Blue', by showing different objects.	Justified <input type="checkbox"/>
	Break time	Islamic etiquettes of eating.	Justified <input type="checkbox"/>
	Games: Indoor free play.	Indoor free play.	Justified <input type="checkbox"/>
	Activity: Number Relay Age Range.	Number Relay Age Range: All age groups Materials: Chalk Directions: Mark out lines across the hall floor, as shown below, and include various numbers from 1 to 13, one in each zone: Start I 2 I 4 I 3 I 5 I 1 I 6 I 12 I Return to Start Divide the players into equal-sized teams and stand them up at one end of the hall, ready for the relay. In turns, the first players from each team run down the hall and back, placing the required number of body parts in each zone of the floor, according to the number written in that section. For example: Five could equal two feet, two hands and a head touching the floor; twelve could equal two thumbs, eight fingers and two feet! Players must decide for themselves how to arrange their own bodies. When all the players have run, the first group home, and sitting down in a straight line, is the winning team.	Justified <input type="checkbox"/>
	Home work: English: Picture reading Rd pg 1-17. Math: Oral counting 1-10.		
Teacher Assessment: Smiley for today's involvement, learning and enjoyment of teacher and students   With the best knowledge & Imaan, I rate my accomplishment today as			

When	What	How	Workdone
Day 89 24 th Nov	Deeniyat: Recap of huroof-e-tahajji 'Y'	Recap of huroof-e-tahajji 'Y'	Justified <input type="checkbox"/>
	English: a) Conversation questions 7-8. b) Letters: Recap of letter 'Aa-Nn' c) Rhymes: Recap of rhymes 'Little Muslim' with actions. d) Story: Recap e) Strokes: Recap	a) Conversation questions: Islamic greetings, informal talk and recap conversation question 7-8. b) Letters: Recap of letter 'Aa-Nn' and Introduction of letter 'Oo' by cards of letters, phonic sound, informal talk and sand paper flash cards of letters and flex, Rd pg 18. c) Rhymes: Recap of rhymes 'Little Muslim' with actions. d) Story: Recap of the stories through Q/A. e) Strokes: Recap of right and left open curves.	Justified <input type="checkbox"/>
	Math: a) Recap Numbers.	a) Recap Numbers - numbers 1-6.	Justified <input type="checkbox"/>
	EVS: a) Recap picture reading.	a) Recap picture reading.	Justified <input type="checkbox"/>
	Break time	Islamic etiquettes of eating.	Justified <input type="checkbox"/>
	Games: Matching picture card.	Matching picture card.	Justified <input type="checkbox"/>
	Activity: Spindle box	Spindle box - teacher to make spindle box - two parts first with 0 - 4 and second with 5 - 9. Provide students ice - cream sticks and allow them to arrange the sticks in the spindle box according to the numbers from 0 - 9.	Justified <input type="checkbox"/>
Home work: English: Picture reading Rd pg 1-18. Math: Oral counting 1-10.			
Teacher Assessment: Smiley for today's involvement, learning and enjoyment of teacher and students. With the best knowledge & Imaan, I rate my accomplishment today as			<input type="checkbox"/> 
			<input type="checkbox"/> 10

When	What	How	Work done
Day 90 27 th Nov	Deeniyat: Recap of Dua	Recap of Dua (Cheenkane par kahein).	Justified <input type="checkbox"/>
	English: a) Conversation questions 6-8 b) Letters: Recap of letter 'Aa - 'Oo' c) Rhymes: Recap d) Story: Recap e) Strokes - Recap	a) Conversation questions: Islamic greetings, informal talk and recap conversation question 6-8. b) Letters: Recap of letter 'Aa - 'Oo' by showing objects, phonic sound, informal talk and sand paper flash cards of letters and flex, Rd pg 1-18. c) Rhymes: Recap of rhyme with actions. d) Story: Recap of the stories through Q/A. e) Strokes - Recap of all strokes and curves, sand paper tracing and slate practice.	Justified <input type="checkbox"/>
	Math: a) Recap of no. 1-6 and introduction of number 7. b) Recap counting of numbers 7.	a) Recap of no. 1-6 and introduction of number 7 with values, practical demo using objects, black board and flex. b) Recap of oral counting 1-10. c) Practical counting of numbers 7.	Justified <input type="checkbox"/>
	EVS: a) Recap topics. b) Recap colours.	a) Recap of topics through Q/A. b) Recap of colours 'Blue', by showing different objects.	Justified <input type="checkbox"/>
	Break time	Islamic etiquettes of eating.	Justified <input type="checkbox"/>
	Games: Guessing game.	Guessing game. Play a word Guessing game. Answers begin with the "M" sound. What is white, good to drink, and comes from a cow? _____ (milk) What does a cat say? _____ (meow) What day comes after Sunday? _____ (Monday) What does a cow say? _____ (mooo) (Teachers to make big picture cards along with the questions on a paper and facilitate the students in guessing).	Justified <input type="checkbox"/>
	Activity: Slate practice of letter 'Oo'.	Slate practice of letter 'Oo'.	Justified <input type="checkbox"/>
Home work: English: Picture reading Rd pg 18. Math: Oral counting 1-10.			
Teacher Assessment: Smiley for today's involvement, learning and enjoyment of teacher and students. With the best knowledge & Imaan, I rate my accomplishment today as			<input type="checkbox"/> 
			<input type="checkbox"/> 

When	What	How	Work done
Day 91 28 th Nov	Deeniyat: Recap of huroof-e-tahajji 'Y'	Recap of huroof-e-tahajji 'Y'	Justified <input type="checkbox"/>
	English: a) Conversation questions 6-8. b) Letters: Recap of letter 'Aa - Oo' c) Rhymes: Recap d) Concept: Introduction of sit X stand. e) Strokes - Recap	a) Conversation questions: Islamic greetings, informal talk and recap conversation question 6-8. b) Letters: Recap of letter 'Aa - Oo' by showing objects, phonic sound, informal talk and sand paper flash cards of letters and flex, Rd pg 1-18. c) Rhymes: Recap of rhyme with actions. d) Concept: Introduction of concept sit x stand by practical demo. e) Strokes - Recap of all strokes and curves, sand paper tracing and slate practice.	Justified <input type="checkbox"/>
	Math: a) Recap of no. 1-7 b) Recap oral counting. c) Practical counting.	a) Recap of no. 1-7 with values, practical demo using objects, black board and flex. b) Recap of oral counting 1-10. c) Practical counting of numbers 7	Justified <input type="checkbox"/>
	EVS: a) Introduction of topic 'Wild Animals' b) Recap	a) Introduction of topic 'Wild Animals' by showing models, informal talk and conversation questions Rd pg 18-19. b) Recap of colours by showing different objects.	Justified <input type="checkbox"/>
	Break time	Islamic etiquettes of eating.	Justified <input type="checkbox"/>
	Games: Arranging numbers with values 1-5.	Arranging numbers with values 1-5.	Justified <input type="checkbox"/>
	Activity: Grab Bag Age Range.	Grab Bag Age Range: Materials: Prepare a bag full of items, with 2 hand entry points for feeling objects. Directions: Choose two players to hold the bag steady. Separate the players into two teams sitting in rows opposite each other, with the bag between them. Pair players off on each team, giving each pair a different number. To start the game, call out one of the numbers. The two players called, go up to the bag, put their hands in, and the Leader requests an item. Without being able to see, the players must feel for the desired item, and the first to pull it out of the bag scores a point for his team. Carry on until everyone has had a go.	Justified <input type="checkbox"/>
Home work: English: Picture reading Rd pg 12. Math: Oral counting 1-10. E.V.S.: Picture reading Rd pg 18-19.			
Teacher Assessment: Smiley for today's involvement, learning and enjoyment of teacher and students. With the best knowledge & Imaan, I rate my accomplishment today as			<input type="checkbox"/> 
			<input type="checkbox"/> 10

When	What	How	Workdone
Day 92 29 th Nov	Deeniyat: Introduction of sunnatain.	Introduction of paani peene ki sunnat no-1.	Justified <input type="checkbox"/>
	English: a) Conversation questions 6-8. b) Letters: Recap of letter 'Aa - Oo' and introduction of letter 'Pp' c) Rhymes: Recap d) Recap concept. e) Strokes - Recap	a) Conversation questions: Islamic greetings, informal talk and recap conversation question 6-8. b) Letters: Recap of letter 'Aa - Oo' and introduction of letter 'Pp' by showing objects, phonic sound, informal talk and sand paper flash cards of letters and flex, Rd pg 19. c) Rhymes: Recap of rhyme with actions. d) Recap of concept sit x stand by practical demo. e) Strokes - Recap of all strokes and curves, sand paper tracing and slate practice.	Justified <input type="checkbox"/>
	Math: a) Recap of no. 1-7 b) Recap oral counting. c) Practical counting.	a) Recap of no. 1-7 with values, practical demo using objects, black board and flex. b) Recap of oral counting 1-10. c) Practical counting of numbers 7	Justified <input type="checkbox"/>
	EVS: a) Recap of topic 'Wild Animals' b) Recap colours.	a) Recap of topic 'Wild Animals' by showing models, informal talk and conversation questions Rd pg 18-19. b) Recap of colours by showing different objects.	Justified <input type="checkbox"/>
	Break time	Islamic etiquettes of eating.	Justified <input type="checkbox"/>
	Games: Indoor free play.	Indoor free play.	Justified <input type="checkbox"/>
	Activity: Do You Want to Come to My Party?	Do You Want to Come to My Party? Materials: Nil Directions: Ask the players around the campfire if they'd like to come to your party, and then tell them that it all depends on what they bring you! If they bring the right sort of present, they will be invited. The players will need to listen carefully to see what other players bring along, and try to work out a pattern for acceptable gifts. To start off, tell another Leader what the clue is, and ask him first what he is going to bring you. Then let the players join in. Possible clues to use are: *Ask the person's name and the present must start with the same letter as the name *Presents with four letters *Presents that are green *Presents that are made of metal *Presents with four legs, and so on.	Justified <input type="checkbox"/>
Teacher Assessment: Smiley for today's involvement, learning and enjoyment of teacher and students.			
With the best knowledge & Imaan, I rate my accomplishment today as			<input type="checkbox"/> 10 <input type="checkbox"/>

When	What	How	Workdone
Day 93 30 th Nov	Deeniyat: Recap of paani peene ki sunnat.	Recap of paani peene ki sunnat no-1.	Justified <input type="checkbox"/>
	English: a) Conversation questions 7-8 and introduction of Q9. b) Letters: Recap of letter 'Mm - Pp' c) Rhymes: Recap d) Recap concept. e) Strokes - Recap	a) Conversation questions: Islamic greetings, informal talk and recap Conversation question 7-8, and introduction of Q.9. What is the name of your school? A. The name of my school is _____. b) Letters: Recap of letter 'Mm - Pp' by showing objects, phonic sound, informal talk and sand paper flash cards of letters and flex, Rd pg 16-19. c) Rhymes: Recap of rhyme with actions. d) Recap of concept sit x stand by practical demo. e) Strokes - Recap of all strokes and curves, and introduction of Down open curve $\cap \cup \cup$ and paper tracing and slate practice.	Justified <input type="checkbox"/>
	Math: a) Recap of no. 1-7 b) Recap oral counting. c) Practical counting.	a) Recap of no. 1-7 with values, practical demo using objects, black board and flex. b) Recap of oral counting 1-10. c) Practical counting of numbers 1-7.	Justified <input type="checkbox"/>
	EVS: a) Recap of topic 'Wild Animals' by showing models, b) Introduction of colour 'Pink'	a) Recap of topic 'Wild Animals' by showing models, informal talk and conversation questions + picture reading Rd pg 18-19. b) Introduction of colour 'Pink'by showing different objects (flowers), informal talk and conversation question.	Justified <input type="checkbox"/>
	Break time	Islamic etiquettes of eating.	Justified <input type="checkbox"/>
	Games: Matching letters with the picture.	Matching letters with the picture - spread letters on the floor and make the children match the letters with the pictures.	Justified <input type="checkbox"/>
	Activity: Identify the number - Numbers Garland	Provide the children with different number cards garland (cuts outs from the old calendars punch it and use twine to make garland), and help them do oral counting from 1-30 and make them do actions like numbers 1-10 hop, numbers from 11-20 crawl and divide them into groups and make them enjoy the activity.	Justified <input type="checkbox"/>
Teacher Assessment: Smiley for today's involvement, learning and enjoyment of teacher and students. With the best knowledge & Imaan, I rate my accomplishment today as			
			