



Day wise plan for the month of November 2017

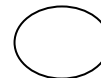
Class - Nursery - Telangana

When	What	How	Work done
Day 96 1 st Nov	Deeniyat: Introduction of paani peene ki sunnat no-3-4.	Introduction of paani peene ki sunnat no-3-4.	Justified <input type="checkbox"/>
	English: a) Conversation questions: Recap of Q. no's 10-13. b) Rhymes: Recap of rhyme with actions. c) Story: Recap story through Q/A. d) Recap of letters 'Aa'- 'Nn'. e) Picture reading + Slate practice.	a) Conversation questions: Recap of Q. no's 10-13. b) Rhymes: Recap of rhyme with actions. c) Story: Recap story through Q/A. d) Recap of letters 'Aa'-'Nn' with phonic sound, strokes, and objects using flex, flash card, sand tray, black board and slate practice, Rd pg 1-17. e) Slate practice. https://youtu.be/B5csN8gQY4E	Justified <input type="checkbox"/>
	Math: a) Recap numbers 1-11. b) Recap of oral counting 1 to 30. c) Recap of the shapes circle and triangle. d) Introduction of number 12.	a) Recap numbers 1-11 using black board and flex and introduction of no 12. b) Recap oral counting 1-30 using black board and flex. c) Recap shapes, circle and triangle, by showing models. d) Practical counting of number 12.	Justified <input type="checkbox"/>
	E.V.S: a) Recap of topic 'Flower' through Q/A. b) Picture reading Rd pg 12-13. c) Recap Red, Gren, Blue and Pink colours.	a) Recap of topic 'Flower' using black board and flex. b) Picture reading Rd pg 12-13. c) Recap Red, Gren, Blue and Pink colours by showing pink clour objects, picture of flowers.	Justified <input type="checkbox"/>
	Break time:	Islamic etiquette of eating and practical demo.	Justified <input type="checkbox"/>
	Games : Blind fold game.	Blind fold game - Provide different vegetables to the students and allow them to blind fold their eyes and help them guess which vegetable is it by touching feeling and if possible tasting it (teachers to arrange vegetables like carrot , cucumber, lady's finger, onion, beans,).	Justified <input type="checkbox"/>
	Activity: Slate practice of letters Hh-Nn.	Slate practice of letters Hh-Nn.	Justified <input type="checkbox"/>
	Home work: English: Picture reading Rd pg 1-17. Math: Practice oral counting of numbers 1-30.		
Teacher Assessment: Smiley for today's involvement, learning and enjoyment of teacher and students.  With the best knowledge & Imaan, I rate my accomplishment today as 			

When	What	How	Work done
Day 97 2 nd Nov	Deeniyat: Recap of paani peene ki sunnat no-1-4.	Recap of paani peene ki sunnat no-1-4.	Justified <input type="checkbox"/>
	English: a) Conversation questions: Recap of Q. no's 10-13. b) Rhymes: Introduction of new rhyme 'Go to School' with actions. c) Story: Recap story through Q/A. d) Recap of letters 'Aa'- 'Nn' and introduction of letter 'Oo'.	a) Conversation questions: Recap of Q. no's 10-13. b) Rhymes: Introduction of new rhyme 'Go to School' with actions, Ref: rhyme Rd pg 13. c) Story: Recap story through Q/A. d) Recap of letters 'Aa'-'Nn' and introduction of letter 'Oo' with phonic sound, strokes, and objects using flex, flash card, sand tray, black board and slate practice, Rd pg 18.	Justified <input type="checkbox"/>
	Math: a) Recap numbers 1-12. b) Recap of oral counting 1 to 30. c) Recap of the shapes circle and triangle. d) Activity book pg 78.	a) Recap numbers 1-12 using black board and flex. b) Recap oral counting 1-30 using black board and flex. c) Recap shapes, circle and triangle, by showing models. d) Activity book pg 78 - Tracing and colouring.	Justified <input type="checkbox"/>
	E.V.S: a) Recap of topic 'Flowers' through Q/A. b) Picture reading Rd pg 12-13. c) Recap Red, Green, Blue and Pink colours.	a) Recap of topic 'Flowers' using black board and flex. b) Picture reading Rd pg 12-13. c) Recap Red, Green, Blue and Pink colours by showing different objects.	Justified <input type="checkbox"/>
	Break time:	Islamic etiquette of eating and practical demo.	Justified <input type="checkbox"/>
	Games : Blind fold game.	Blind fold game - Provide different fruits to the students and allow them to blind fold their eyes and help them guess which fruits is it by touching feeling and if possible tasting it (teachers to arrange vegetables like apple, banana, grapes, pomegranate, guava).	Justified <input type="checkbox"/>
	Activity: Slate practice of letters Mm-Oo.	Slate practice of letters 'Mm-Oo'.	Justified <input type="checkbox"/>
Home work: English: Picture reading Rd pg 18. Math: Practice oral counting of numbers 1-30.			

Teacher Assessment:

Smiley for today's involvement, learning and enjoyment of teacher and students.



With the best knowledge & Imaan, I rate my accomplishment today as



When	What	How	Work done
Day 98 3 rd Nov	Deeniyat: Introduction of hurf-e-tahajji.	Introduction of hurf-e-tahajji هـ - ه.	Justified <input type="checkbox"/>
	English: a) Conversation questions: Recap of Q. no's 8-13. b) Rhymes: Recap of rhyme 'Go to School' with actions. c) Story: Recap story through Q/A. d) Recap of letters 'Aa'- 'Oo'. e) Picture reading + Slate practice. f) Activity book pg 28.	a) Conversation questions: Recap of Q. no's 8-13. b) Rhymes: Recap of rhyme 'Go to School' with actions, Ref: rhyme Rd pg 13. c) Story: Recap story through Q/A. d) Recap of letters 'Aa'- 'Oo' with phonic sound, strokes, and objects using flex, flash card, sand tray, black board and slate practice, Rd pg 1-18 + Slate practice. e) Activity book pg 28 - Trace the letter Oo and do sponge dabbing in the orange.	Justified <input type="checkbox"/>
	Math: a) Recap numbers 1-12. b) Recap of oral counting 1 to 30. c) Recap of the shapes circle and triangle. d) Reader pg 14.	a) Recap numbers 1-12 using black board and flex. b) Recap oral counting 1-30 using black board and flex. c) Recap shapes, circle and triangle, by showing models. d) Reader pg 14 - Trace number 12.	Justified <input type="checkbox"/>
	E.V.S: a) Recap of topic 'Flower' through Q/A. b) Picture reading Rd pg 15. c) Recap Blue and Pink colours.	a) Recap flowers through Q/A, using black board, models, glove puppets and flex, Rd pg 15. b) Picture reading Rd pg 15. c) Recap Red, Green, Blue and Pink colours by showing different objects.	Justified <input type="checkbox"/>
	Break time:	Islamic etiquette of eating and practical demo.	Justified <input type="checkbox"/>
	Games: Outdoor games.	Take the children out in the open and have some organized games - Running, Jumping, Hopping...	Justified <input type="checkbox"/>
	Activity: Making a collage of Octopus.	Making a collage of Octopus - use different scrap material and make a colourful collage of octopus by involving students (group activity).	Justified <input type="checkbox"/>

Home work: English: Picture reading Rd pg 11-18.

Math: Practice numbers 1-12.

Teacher Assessment:

Smiley for today's involvement, learning and enjoyment of teacher and students.




With the best knowledge & Imaan, I rate my accomplishment today as



Note: 4th November 2017 - Saturday

P.T.M. (SA1 - Result)

Timing - 9:30am to 12:30pm

When	What	How	Work done
Day 99 6 th Nov	Deeniyat: Recap of hurf-e-tahajji + Assignment 11.	Recap of hurf-e-tahajji ع . ا + Assignment 11 - Joining dots and circling, Rd pg 46.	Justified <input type="checkbox"/>
	English: a) Conversation questions: Recap of Q. no's 8-13. b) Rhymes: Recap of rhyme 'Go to School' with actions. c) Story: Recap story through Q/A. d) Recap of letters 'Aa'- 'Oo'. e) Picture reading + Slate practice. f) Introduction of opposites Tall X Short.	a) Conversation questions: Recap of Q. no's 8-13. b) Rhymes: Recap of rhyme 'Go to School' with actions, Ref: rhyme Rd pg 13. c) Story: Recap story through Q/A. d) Recap of letters 'Aa'- 'Oo' with phonic sound, strokes, and objects using flex, flash card, sand tray, black board and slate practice, Rd pg 1-18 + Slate practice. e) Introduction of opposites Tall X Short - through practical demo and body movements, Rd pg 35.	Justified <input type="checkbox"/>
	Math: a) Recap numbers 1-12. b) Recap of oral counting 1 to 30. c) Recap of the shapes circle and triangle. d) Introduction of oral counting 31-35.	a) Recap numbers 1-12 using black board and flex. b) Recap oral counting 1-30 using black board and flex. c) Recap shapes, circle and triangle, by showing models. d) Introduction of oral counting 31-35 through flex and actions.	Justified <input type="checkbox"/>
	E.V.S: a) Recap of topic 'Flowers' through Q/A. b) Picture reading. c) Recap Green and Pink colours.	a) Recap of topic 'Flowers' through Q/A, using black board, models, glove puppets and flex. b) Picture reading Rd pg 12-13. c) Recap Green and Pink colours by showing pink colour objects, picture of flowers, https://youtu.be/2gftedvIO	Justified <input type="checkbox"/>
	Break time:	Islamic etiquette of eating and practical demo.	Justified <input type="checkbox"/>
	Games: Indoor games.	Provide the material in the classroom - puzzles, inserting blocks, beads, And allow them to play freely in the class.	Justified <input type="checkbox"/>
	Activity: Height measuring - Tall and short activity.	Measuring the height of the students and knowing who is the tallest in the class. (teacher to arrange the height chart and measure the height of the students and make a note in the observation book) and talk to the children about the nutritive value of food and physical exercise to increase in height.	Justified <input type="checkbox"/>
Home work: English: Picture reading Rd pg 11-18.			
Teacher Assessment: Smiley for today's involvement, learning and enjoyment of teacher and students.  With the best knowledge & Imaan, I rate my accomplishment today as  			

When	What	How	Work done
Day 100 7 th Nov	Deeniyat: Introduction of Islaami maloomaat sawaal no-4.	Introduction of Islaami maloomaat sawaal no-4, Ref : Rd pg 35.	Justified <input type="checkbox"/>
	English: a) Conversation questions: Recap of Q. no's 11-13. b) Rhymes: Recap of rhyme 'Go to School' with actions. c) Story: Recap story through Q/A. d) Recap of letters 'Aa'- 'Oo' and introduction of letter 'Pp'. e) Recap of opposites Tall X Short.	a) Conversation questions: Recap of Q. no's 11-13. b) Rhymes: Recap of rhyme 'Go to School' with actions, Ref: rhyme Rd pg 13. c) Story: Recap story through Q/A. d) Recap of letters 'Aa'-'Oo' and introduction of letter 'Pp' with phonic sound, strokes, and objects using flex, flash card, sand tray, black board and slate practice, Rd pg 19 + Slate practice. e) Recap of opposites Tall X Short - through practical demo and body movements, Rd pg 35.	Justified <input type="checkbox"/>
	Math: a) Recap numbers 1-12. b) Recap of oral counting 1 to 35. c) Recap of the shapes circle and triangle. d) Introduction of shape square.	a) Recap numbers 1-12 using black board and flex. b) Recap oral counting 1-35 using black board and flex. c) Recap shapes, circle and triangle. d) Introduction of square using objects, asking question.	Justified <input type="checkbox"/>
	E.V.S: a) Recap of topic 'Flowers' through Q/A. b) Picture reading Rd pg 12-13. c) Recap Red and Pink colours.	a) Recap of topic 'Flowers' through Q/A, using black board, models, glove puppets and flex. b) Picture reading Rd pg 12-13. c) Recap Red and Pink colours by showing pink colour objects, picture of flowers,	Justified <input type="checkbox"/>
	Break time:	Islamic etiquette of eating and practical demo.	Justified <input type="checkbox"/>
	Games: Outdoor games.	Take the children out in the open and have some organized games - Running, Jumping, Hopping...	Justified <input type="checkbox"/>
	Activity: Make train engine (scrap material).	Make train engine (scrap material) - Make the children do freehand scribbling on the news papers and teacher to cut it into different shapes and paste those on a chart and create a scenery (group activity).	Justified <input type="checkbox"/>
Home work: English: Picture reading Rd pg 19. Math: Practice numbers 1-12.			

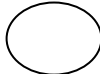

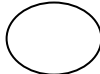
Teacher Assessment:



Smiley for today's involvement, learning and enjoyment of teacher and students.



With the best knowledge & Imaan, I rate my accomplishment today as



When	What	How	Work done
Day 101 8 th Nov	Deeniyat: Recap of Islaami maloomaat sawaal no-3-4.	Recap of Islaami maloomaat sawaal no-3-4. Ref : Rd pg 35. https://youtu.be/vVbHmSQMJ6M	Justified <input type="checkbox"/>
	English: a) Conversation questions: Recap of Q. no's 10-13 and introduction of Q.14. b) Rhymes: Recap of rhyme 'Go to School' with actions. c) Story: Recap story through Q/A. d) Recap of letters 'Aa'- 'Pp'. e) Picture reading + Slate practice. f) Activity book pg 29.	a) Conversation questions: Recap of Q. no's 10-13 and introduction of Q.14. How do you come to school? A. I come to school _____. b) Rhymes: Recap of rhyme 'Go to School' with actions, Ref: rhyme Rd pg 13. c) Story: Recap story through Q/A. d) Recap of letters 'Aa'-'Pp' with phonic sound, strokes, and objects using flex, flash card, sand tray, black board and slate practice, Rd pg 19 + Slate practice. e) Activity book pg 29 - Trace the letter Pp and do thumb printing in the parrot.	Justified <input type="checkbox"/>
	Math: a) Recap numbers 1-12. b) Recap of oral counting 1 to 35. c) Recap of the shapes circle, triangle and square. d) Introduction of number 13.	a) Recap numbers 1-14 using black board and flex. b) Recap oral counting 1-35 using black board and flex. c) Recap shapes, circle, triangle and square, by showing models. d) Introduction of number 13 by showing objects + informal conversation + practical counting.	Justified <input type="checkbox"/>
	E.V.S: a) Introduction of topic 'Birds' through Q/A. b) Picture reading Rd pg 14. c) Recap Red, Green, Blue and Pink colours.	a) Introduction of topic 'Birds' through Q/A, using black board, models, glove puppets and flex, Rd pg 14. b) Picture reading Rd pg 14. c) Recap Red, Green, Blue and Pink colours by showing pink colour objects, picture of flowers.	Justified <input type="checkbox"/>
	Break time:	Islamic etiquette of eating and practical demo.	Justified <input type="checkbox"/>
	Games: Indoor games.	Provide the material in the classroom - puzzles, inserting blocks, beads, And allow them to play freely in the class.	Justified <input type="checkbox"/>
	Activity: Palm printing and thumb printing.	Palm printing and thumb printing on a chart papers of all the students and let it dry and teacher to use marker pens and give the shape of birds and write child's name on their palm impression (group activity).	Justified <input type="checkbox"/>
Home work: English: Picture reading Rd pg 1-19. E.V.S: Picture reading pg 14-15.			
Teacher Assessment:			
Smiley for today's involvement, learning and enjoyment of teacher and students. 			
With the best knowledge & Imaan, I rate my accomplishment today as  			

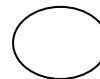
When	What	How	Work done
Day 102 9 th Nov	Deeniyat: Introduction of Hadees no - 3.	Introduction of Hadees no - 3, Khaane ka tareeqa.	Justified <input type="checkbox"/>
	English: a) Conversation questions: Recap of Q. no's 12-14. b) Rhymes: Recap of rhyme 'Go to School' with actions. c) Story: Recap story through Q/A. d) Recap of letters 'Aa'- 'Pp'. e) Recap opposites Tall X Short. f) Activity book pg 58.	a) Conversation questions: Recap of Q. no's 12-14. b) Rhymes: Recap of rhyme 'Go to School' with actions, Ref: rhyme Rd pg 13. c) Story: Recap story through Q/A. d) Recap of letters 'Aa'-Pp' with phonic sound, strokes, and objects using flex, flash card, sand tray, black board and slate practice, Rd pg 1-19 + Slate practice. e) Recap opposites Tall X Short. f) Activity book pg 58 - colour the tall tree.	Justified <input type="checkbox"/>
	Math: a) Recap numbers 1-13. b) Recap of oral counting 1 to 35. c) Recap of the shapes circle and triangle, square. d) Practical counting number 13 + Slate practice.	a) Recap numbers 1-13 using black board and flex. b) Recap oral counting 1-35 using black board and flex. c) Recap shapes, circle, triangle, square and rectangle, by showing models. d) Practical counting number 13.	Justified <input type="checkbox"/>
	Break time:	Islamic etiquette of eating and practical demo.	Justified <input type="checkbox"/>
	E.V.S: a) Recap of topic 'Birds' through Q/A. b) Picture reading Rd pg 14. c) Recap Red, Green, Blue and Pink colours.	a) Recap of topic 'Birds' through Q/A, using black board, models, glove puppets and flex. b) Picture reading Rd pg 14. c) Recap Red, Green, Blue and Pink colours by showing pink colour objects, picture of flowers.	
	Activity: Spindle box	Spindle box - teacher to make spindle box - two parts first with 5-9 and second with 10-14. Provide Students ice-cream sticks and allow them to arrange the sticks in the spindle box according to the numbers from 5 - 13.	
	Games: Outdoor games.	Take the children out in the open and have some organized games - Running, Jumping, Hopping...	Justified <input type="checkbox"/>
Home work: English: Picture reading Rd pg 10-19. Math: Practical counting number 10-13.			
Teacher Assessment: Smiley for today's involvement, learning and enjoyment of teacher and students. 			
With the best knowledge & Imaan, I rate my accomplishment today as 			

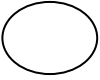

When	What	How	Work done
Day 103 10 th Nov	Deeniyat: Recap of Hadees and introduction of tarjama of kalima-e-tayyibha.	Recap of Hadees and introduction of tarjama of kalima-e-tayyibha.	Justified <input type="checkbox"/>
	English: a) Conversation questions: Recap of Q. no's 12-14. b) Rhymes: Introduction of new rhyme 'Five Little Parrots' with actions. c) Story: Recap story through Q/A. d) Recap of letters 'Aa'- 'Pp'. e) Recap opposites Tall X Short. f) Activity book pg 30.	a) Conversation questions: Recap of Q. no's 12-14. b) Rhymes: Introduction of new rhyme 'Five Little Parrots' with actions, Ref: rhyme Rd pg 14. c) Story: Recap story through Q/A. d) Recap of letters 'Aa'-Pp' with phonic sound, strokes, and objects using flex, flash card, sand tray, black board and slate practice, Rd pg 1-19 + Slate practice. e) Recap opposites Tall X Short. f) Activity book pg 30 - Trace the given letters 'Mm-Pp'.	Justified <input type="checkbox"/>
	Math: a) Recap numbers 1-13. b) Recap of oral counting 1 to 35. c) Recap of the shapes circle, triangle, square. d) Practical counting of number 15.	a) Recap numbers 1-13 and introduction of number 15 using black board and flex. b) Recap oral counting 1-35 using black board and flex. c) Recap shapes, circle, triangle, square, by showing models. d) Practical counting of number 13 using ice-cream sticks and crayon.	Justified <input type="checkbox"/>
	E.V.S: a) Recap of topic 'Birds' through Q/A. b) Picture reading Rd pg 14. c) Recap Red, Green, Blue and Pink colours.	a) Recap of topic 'Birds' through Q/A, using black board, models, glove puppets and flex. b) Picture reading Rd pg 14. c) Recap Red, Green, Blue and Pink colours by showing pink colour objects, picture of flowers.	Justified <input type="checkbox"/>
	Break time:	Islamic etiquette of eating and practical demo.	Justified <input type="checkbox"/>
	Games: Indoor games.	Provide the material in the classroom - puzzles, inserting blocks, beads, And allow them to play freely in the class.	Justified <input type="checkbox"/>
	Activity: Enacting of rhyme 'Five Little Parrots' with actions.	Enacting of rhyme 'Five Little Parrots' with actions - using glove / finger puppets.	Justified <input type="checkbox"/>
	Home work: English: Rd pg 20. Math: Practice number 5-13.		

Teacher Assessment:

Smiley for today's involvement, learning and enjoyment of teacher and students.

With the best knowledge & Imaan, I rate my accomplishment today as



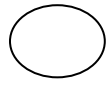
When	What	How	Work done
13 th and 14 th Nov.	Sports Day Celebrations	<ul style="list-style-type: none"> To have fun and enjoyment. To create an interest towards sports activities. To develop team spirit and competitive spirit to win. To help them develop physical skills. 	Justified <input type="checkbox"/>
Teacher Assessment: Smiley for today's involvement, learning and enjoyment of teacher and students.  With the best knowledge & Imaan, I rate my accomplishment today as 			

When	What	How	Work done
Day 104 15 th Nov	Deeniyat: Introduction of huroof-e-tahajji.	Introduction of huroof-e-tahajji ف . ق	Justified <input type="checkbox"/>
	English: a) Conversation questions: Recap of Q. no's 11-14. b) Rhymes: Recap of rhyme 'Five Little Parrots' with actions. c) Story: Recap story through Q/A. d) Recap of letters 'Aa'- 'Pp' and introduction of letter 'Qq'. e) Recap opposites Tall X Short. f) Picture reading.	a) Conversation questions: Recap of Q. no's 11-14. b) Rhymes: Recap of rhyme 'Five Little Parrots' with actions, Ref: rhyme Rd pg 14. c) Story: Recap story through Q/A. d) Recap of letters 'Aa'-'Pp' and introduction of letter 'Qq' with phonic sound, strokes, and objects using flex, flash card, sand tray, black board and slate practice, Rd pg 21 + Slate practice. e) Recap opposites Tall X Short. f) Picture reading, Reader pg 10-21.	Justified <input type="checkbox"/>
	Math: a) Recap numbers 1-13. b) Recap of oral counting 1 to 35. c) Recap of the shapes circle, triangle, square and rectangle. d) Activity book pg 79.	a) Recap numbers 1-13 using black board and flex. b) Recap oral counting 1-35 using black board and flex. c) Recap shapes, circle, triangle, square, by showing models. d) Activity book pg 79 - Trace the number 15 and colour the given objects.	Justified <input type="checkbox"/>
	E.V.S: a) Recap of topic 'Birds' through Q/A. b) Picture reading Rd pg 14. c) Recap Red, Green, Blue, Pink and Yellow colours.	a) Recap of topic 'Birds' through Q/A, using black board, models, glove puppets and flex. b) Picture reading Rd pg 14. c) Recap Red, Green, Blue and Pink colours by showing pink colour objects, picture of flowers.	Justified <input type="checkbox"/>
	Break time:	Islamic etiquette of eating and practical demo.	Justified <input type="checkbox"/>

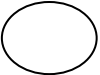

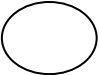
	Games: Outdoor games.	Take the children out in the open and have some organized games - Running, Jumping, Hopping...	Justified <input type="checkbox"/>
	Activity - Circle Time Activity: Quack for Q words.	Circle Time Activity: Quack for Q words. Make the children close their eyes and listen to the words - Read the following words and ask the children to "quack" like a duck each time they hear a word that starts with the letter Q: quack money quarter quiche balloon bike queen eagle quail penguin goose question mushroom song quilt (to help them develop listening skills and concentration).	Justified <input type="checkbox"/>
Home work: English: Picture reading Rd pg 21. Math: Practice number 10-13.			

Teacher Assessment:

Smiley for today's involvement, learning and enjoyment of teacher and students.



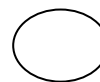
With the best knowledge & Imaan, I rate my accomplishment today as

When	What	How	Work done
Day 105 16 th Nov	Deeniyat: Recap of huroof-e-tahajji + Assignment 12.	Recap of huroof-e-tahajji + Assignment 12 - Rd pg 47 - colouring and circling.	Justified <input type="checkbox"/>
	English: a) Conversation questions: Recap of Q. no's 12-14 and introduction of Q.15. b) Rhymes: Recap of rhyme 'Five Little Parrots' with actions. c) Story: Recap story through Q/A. d) Recap of letters 'Aa' - 'Qq'. e) Activity book pg 31.	a) Conversation questions: Recap of Q. no's 12-14 and introduction of Q.15. How should you keep your classroom? A. I key my class neat and clean. b) Rhymes: Recap of rhyme 'Five Little Parrots' with actions, Ref: rhyme Rd pg 14. c) Story: Recap story through Q/A. d) Recap of letters 'Aa' - 'Qq' with phonic sound, strokes, and objects using flex, flash card, sand tray, black board and slate practice, Rd pg 1-21 + Slate practice. e) Activity book pg 31 - Trace the letter Qq and do finer tip printing in the quill.	Justified <input type="checkbox"/>
	Math: a) Recap numbers 1-13. b) Recap of oral counting 1 to 35. c) Recap of the shapes, square and triangle. d) Practical counting number 13. e) Reader pg 15.	a) Recap numbers 1-13 using black board and flex. b) Recap oral counting 1-35 using black board and flex. c) Recap shapes, square and triangle, by showing models. d) Practical counting number 13 using ice-cream sticks/crayon/pencils.... e) Reader pg 15 - Trace and write number 13.	Justified <input type="checkbox"/>
	E.V.S: a) Recap of topic 'Birds' through Q/A. b) Picture reading Rd pg 14. c) Introduction of 'Yellow' colour.	a) Recap of topic 'Birds' through Q/A, using black board, models, glove puppets and flex. b) Picture reading Rd pg 14. c) Introduction of 'Yellow' colours by showing yellow colour objects, picture of flowers.	Justified <input type="checkbox"/>
	Break time:	Islamic etiquette of eating and practical demo.	Justified <input type="checkbox"/>
	Games: Indoor games.	Provide the material in the classroom - puzzles, inserting blocks, beads, And allow them to play freely in the class.	Justified <input type="checkbox"/>
	Activity: Rhyme time	Rhyme time Yellow Song (tune: <i>Twinkle, Twinkle, Little star</i>) We wear lots of yellow things Hear us name them as we sing: Yellow shirts and yellow shoes, Yellow pants with pockets, too." We wear lots of yellow things. Hear us name them as we sing.	Justified <input type="checkbox"/>
Home work: English: Picture reading Rd pg 10-21. E.V.S: Picture reading Rd pg 14-15.			
Teacher Assessment: Smiley for today's involvement, learning and enjoyment of teacher and students. 			
With the best knowledge & Imaan, I rate my accomplishment today as  			

When	What	How	Work done
Day 106 17 th Nov	Deeniyat: Introduction of Dua (koi kuch de ya acha sulook kare to kahein).	Introduction of Dua (koi kuch de ya acha sulook kare to kahein).	Justified <input type="checkbox"/>
	English: a) Conversation questions: Recap of Q. no's 11-15. b) Rhymes: Recap of rhyme 'Five Little Parrots' with actions. c) Story: Introduction of story 'The Greedy Dog'. d) Recap of letters 'Aa'- 'Qq'.	a) Conversation questions: Recap of Q. no's 11-15. b) Rhymes: Recap of rhyme 'Five Little Parrots' with actions, Ref: rhyme Rd pg 14. c) Story: Introduction of story 'The Greedy Dog', using models, practical demo and dramatization, Ref: story book pg 32-33. d) Recap of letters 'Aa'- 'Qq' with phonic sound, objects using flex, pg 1-21.	Justified <input type="checkbox"/>
	Math: a) Recap numbers 1-13. b) Recap of oral counting 1 to 35. c) Recap of the shapes circle, triangle, square.	a) Recap numbers 1-13 using black board and flex. b) Recap oral counting 1-35 using black board and flex. c) Recap shapes, circle, triangle, square and rectangle, by showing models. https://youtu.be/-h5bVjeZcWo	Justified <input type="checkbox"/>
	Break time:	Islamic etiquette of eating and practical demo.	Justified <input type="checkbox"/>
	Games: Outdoor games.	Take the children out in the open and have some organized games - walk on straight line.	Justified <input type="checkbox"/>
Home work: English: Picture reading Rd pg 10-21. Math: Practice number 1-13.			

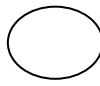
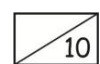
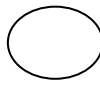
Teacher Assessment

Smiley for today's involvement, learning and enjoyment of teacher and students.





With the best knowledge & Imaan, I rate my accomplishment today as



When	What	How	Work done
Day 107 20 th Nov	Deeniyat: Recap of hurf-e-tahajji + Assignment 15.	Recap of hurf-e-tahajji + Assignment 15 - match similar hurf Rd pg 50.	Justified <input type="checkbox"/>
	English: a) Conversation questions: Recap of Q. no's 11-15. b) Rhymes: Introduction of new rhyme 'One Sheep Two Sheep' with actions. c) Recap of letters 'Aa'- 'Qq' and introduction of letter 'Rr'. d) Picture reading.	a) Conversation questions: Recap of Q. no's 11-15. b) Rhymes: Introduction of new rhyme 'One Sheep Two Sheep' with actions, Ref: rhyme Rd pg 15. c) Recap of letters 'Aa'- 'Qq' and introduction of letter 'Rr' with phonic sound, objects using flex, pg 22. d) Picture reading.	Justified <input type="checkbox"/>
	Math: a) Recap numbers 1-13. b) Recap of oral counting 1 to 35. c) Recap of the shapes, square \triangle \circ . d) Activity book pg 93.	a) Recap numbers 1-13 using black board and flex. b) Recap oral counting 1-35 using black board and flex. c) Recap shapes, square and rectangle, by showing models. d) Activity book pg 93 - Sponge dabbing in the given square.	Justified <input type="checkbox"/>
	E.V.S: a) Recap of topic 'Birds' through Q/A. b) Picture reading Rd pg 14. c) Recap Yellow colours. d) Activity book pg 104.	a) Recap of topic 'Birds' through Q/A, using black board, models, glove puppets and flex. b) Picture reading Rd pg 14. c) Recap Yellow colours by showing pink colour objects, picture of flowers. d) Activity book pg 104 - Crape paper collage.	Justified <input type="checkbox"/>
	Break time:	Islamic etiquette of eating and practical demo.	Justified <input type="checkbox"/>
	Games: Indoor games.	Provide the material in the classroom - puzzles, inserting blocks, beads, And allow them to play freely in the class.	Justified <input type="checkbox"/>
	Activity: Origami	Use old news papers and make the children do origami (paper folding activity) of R- ra - rocket. Let the children have fun while playing with paper rockets.	Justified <input type="checkbox"/>
Home work: English: Picture reading Rd pg 22. Math: Practice oral counting 1 to 35.			
Teacher Assessment: Smiley for today's involvement, learning and enjoyment of teacher and students.  With the best knowledge & Imaan, I rate my accomplishment today as  			


Note: 1) Decorate the class with Yellow colour objects for the next day's YELLOW DAY CELEBRATION.

2) Inform the students to wear Yellow colour dress, get any Yellow colour object for the next day's Yellow Day Celebration.

When	What	How	Work done
	Deeniyat: Recap of Hadees 1-3.	Recap of Hadees 1-3.	Justified <input type="checkbox"/>
	English: a) Conversation questions: Recap of Q. no's 12-15. b) Rhymes: Recap of rhyme 'One Sheep Two Sheep' with actions. c) Story: Recap of story 'The Greedy Dog' through Q/A. d) Recap of letters 'Aa'-'Rr'.	a) Conversation questions: Recap of Q. no's 12-15. b) Rhymes: Recap of rhyme 'One Sheep Two Sheep' with actions, Ref: rhyme Rd pg 15. c) Story: Recap of story 'The Greedy Dog' through Q/A, using models, practical demo and dramatization, Ref: story book pg 32-33. d) Recap of letters 'Aa'-'Rr' with phonic sound, objects using flex, pg 22.	Justified <input type="checkbox"/>
Day 108 21 st Nov	Math: a) Recap numbers 1-13. b) Recap of oral counting 1 to 35 and introduction of oral counting 36-40. c) Recap of the shapes, square.	a) Recap numbers 1-13 using black board and flex. b) Recap oral counting 1-35 and introduction of oral counting 36-40 using black board and flex. c) Recap shapes, square and rectangle, by showing models.	Justified <input type="checkbox"/>
	Break time:	Islamic etiquette of eating and practical demo.	Justified <input type="checkbox"/>
	E.V.S. - Yellow Day Celebration		Justified <input type="checkbox"/>
	a) Activity book pg 111 - colour the given picture with yellow colour. Teacher to talk about Yellow colour objects, show and tell activity by the students and group activity using Yellow colour.		
	Home work: English: Picture reading Rd pg 11-22. Math: Practice oral counting of numbers 1-40.		
Teacher Assessment:			
Smiley for today's involvement, learning and enjoyment of teacher and students. 			
With the best knowledge & Imaan, I rate my accomplishment today as 			

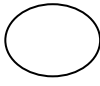

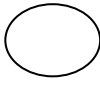
When	What	How	Work done
	Deeniyat: Introduction of hurf-e-tahajji.	Introduction of hurf-e-tahajji ج-د.	Justified <input type="checkbox"/>
	English: a) Conversation questions: Recap of Q. no's 12-15. b) Rhymes: Recap of rhyme 'One Sheep Two Sheep' with actions. c) Story: Recap of story 'The Greedy Dog' through Q/A. d) Recap of letters 'Aa'- 'Rr'. e) Introduction of opposites Sit X Stand. f) Activity book pg 32.	a) Conversation questions: Recap of Q. no's 12-15. b) Rhymes: Recap of rhyme 'One Sheep Two Sheep' with actions, Ref: rhyme Rd pg 15. c) Story: Recap of story 'The Greedy Dog' through Q/A, using models, practical demo and dramatization, Ref: story book pg 32-33. d) Recap of letters 'Aa'- 'Rr' with phonic sound, objects using flex, pg 22. e) Introduction of opposites Sit X Stand - through practical demo and body movements, Rd pg 36. f) Activity book pg 32 - trace the letter Rr' and do paper collage in the rabbit.	Justified <input type="checkbox"/>
Day 109	Math: a) Recap numbers 1-13. b) Recap of oral counting 1-40. c) Recap of the shapes circle, triangle, square. d) Introduction of number 14.	a) Recap numbers 1-13 and introduction of no 14 using black board and flex. b) Recap oral counting 1-40 using black board and flex. c) Recap shapes, circle, triangle, square, by showing models.	Justified <input type="checkbox"/>
22 nd Nov	E.V.S: a) Recap of topic 'Birds' through Q/A. b) Recap Red, Green, Blue, Pink and Yellow colours.	a) Recap of topic 'Birds' through Q/A, using black board, models, glove puppets and flex, Rd pg 14. b) Recap Red, Green, Blue, Pink and Yellow colours by showing pink colour objects, picture of flowers.	Justified <input type="checkbox"/>
	Break time:	Islamic etiquette of eating and practical demo.	Justified <input type="checkbox"/>
	Games - Musical chair games.	Musical chair games. Take the children out in the open and arrange the chair and allow them to play musical chairs and focusing on concept sit and stand.	Justified <input type="checkbox"/>
	Activity: Slate practice of letters.	Slate practice of letters 'Qq - Rr'.	Justified <input type="checkbox"/>
	Home work: English: Picture reading Rd pg 11-22. Math: Practice oral counting 1-40.		

Teacher Assessment:

Smiley for today's involvement, learning and enjoyment of teacher and students. 


With the best knowledge & Imaan, I rate my accomplishment today as




When	What	How	Work done
Day 110 23 rd Nov	Deeniyat: Recap of hurf-e-tahajji + Assignment 13.	Recap of hurf-e-tahajji + Assignment 13 - trace the given hurf, Rd pg 48.	Justified <input type="checkbox"/>
	English: a) Conversation questions: Recap of Q. no's 10-15 and introduction of Q.16. b) Rhymes: Recap of rhyme 'One Sheep Two Sheep' with actions. c) Story: Recap of story 'The Greedy Dog' through Q/A. d) Recap of letters 'Aa'- 'Rr' and introduction of letter 'Ss'. e) Recap of opposites Sit X Stand. f) Picture reading.	a) Conversation questions: Recap of Q. no's 10-15 and introduction of Q.16. Where should you throw waste papers? A. In the dust bin. b) Rhymes: Recap of rhyme 'One Sheep Two Sheep' with actions, Ref: rhyme Rd pg 15. c) Story: Recap of story 'The Greedy Dog' through Q/A, using models, practical demo and dramatization, Ref: story book pg 32-33. d) Recap of letters 'Aa'- 'Rr' and introduction of letter 'Ss' with phonic sound, objects using flex, pg 23. e) Recap of opposites Sit X Stand - full x empty through practical demo and body movements, Rd pg 36. f) Picture reading, Reader pg 23.	Justified <input type="checkbox"/>
	Math: a) Recap numbers 1-14. b) Recap of oral counting 1-40. c) Recap of the shapes circle, triangle, square. d) Activity book pg 80.	a) Recap numbers 1-14 using black board and flex. b) Recap oral counting 1-40 using black board and flex. c) Recap shapes, circle, triangle, square, by showing models. d) Activity book pg 80 - Tracing and colouring.	Justified <input type="checkbox"/>
	E.V.S: a) Introduction of topic 'Domestic Animals' through Q/A. b) Recap Pink and Yellow colours.	a) Introduction of topic 'Domestic Animals' through Q/A, using black board, models, glove puppets and flex, Rd pg 15. b) Recap Pink and Yellow colours by showing pink colour objects, picture of flowers.	Justified <input type="checkbox"/>
	Break time:	Islamic etiquette of eating and practical demo.	Justified <input type="checkbox"/>
	Games: Indoor games.	Provide the material in the classroom - puzzles, inserting blocks, beads, And allow them to play freely in the class.	Justified <input type="checkbox"/>
	Activity: Imaginative story using puppets.	Create an imaginative story involving all the characters as Domestic Animal by using glove puppets.	Justified <input type="checkbox"/>
Home work: English: Picture reading Rd pg 23. Math: Practice numbers 11-14.			
Teacher Assessment: Smiley for today's involvement, learning and enjoyment of teacher and students.  With the best knowledge & Imaan, I rate my accomplishment today as  			

When	What	How	Work done
Day 111 24 th Nov	Deeniyat: Introduction of Sune se pahle ki dua.	Introduction of Sune se pahle ki dua.	Justified <input type="checkbox"/>
	English: a) Conversation questions: Recap of Q. no's 14-16. b) Rhymes: Introduction of new rhyme 'Butterfly, Butterfly' with actions. c) Story: Recap of story 'The Greedy Dog' through Q/A. d) Recap of letters 'Aa'- 'Ss'. e) Recap of opposites Sit X Stand, Tall X Short. f) Activity book pg 33.	a) Conversation questions: Recap of Q. no's 14-16. b) Rhymes: Introduction of new rhyme 'Butterfly, Butterfly' with actions, Ref: rhyme Rd pg 16. c) Story: Recap of story 'The Greedy Dog' through Q/A, using models, practical demo and dramatization, Ref: story book pg 32-33. d) Recap of letters 'Aa'- 'Ss' with phonic sound, objects using flex, pg 23. e) Recap of opposites Sit X Stand, Tall X Short - through practical demo and body movements, Rd pg 36. f) Activity book pg 33 - trace the letter S and do sponge dabbing in the swan.	Justified <input type="checkbox"/>
	Math: a) Recap numbers 1-14. b) Reader pg 16.	a) Recap number 1-14 using black board and flex. b) Reader pg 16 - Trace and write number 14.	Justified <input type="checkbox"/>
	Break time:	Islamic etiquette of eating and practical demo.	Justified <input type="checkbox"/>
	Games: Outdoor games.	Take the children out in the open and have some organized games - walk on zig-zag lines.	Justified <input type="checkbox"/>
Home work: English: Picture reading Rd pg 11-23. E.V.S: Picture reading Rd pg 15.			

Teacher Assessment:

Smiley for today's involvement, learning and enjoyment of teacher and students. 

With the best knowledge & Imaan, I rate my accomplishment today as 

When	What	How	Work done
Day 112 27 th Nov	Deeniyat: Recap of Dua and Hadees.	Recap of Dua and Hadees.	Justified <input type="checkbox"/>
	English: a) Conversation questions: Recap of Q. no's 13-16. b) Rhymes: Recap of rhyme 'Butterfly, Butterfly' with actions. c) Story: Recap of story 'The Greedy Dog' through Q/A. d) Recap of letters 'Aa'- 'Ss'. e) Recap of opposites Sit X Stand, Big X Small. f) Activity book pg 59.	a) Conversation questions: Recap of Q. no's 13-16. b) Rhymes: Recap of rhyme 'Butterfly, Butterfly' with actions, Ref: rhyme Rd pg 16. c) Story: Recap of story 'The Greedy Dog' through Q/A, using models, practical demo and dramatization, Ref: story book pg 32-33. d) Recap of letters 'Aa'- 'Ss' with phonic sound, objects using flex, pg 23. e) Recap of opposites Sit X Stand, Big X Small - through practical demo and body movements, Rd pg 36. f) Activity book pg 59 - Finger tip printing in a doll which is standing.	Justified <input type="checkbox"/>
	Math: a) Recap numbers 1-14 and introduction of number 15. b) Recap of oral counting 1-40. c) Recap of the shapes, square. d) Practical counting - number 15.	a) Recap numbers 1-15 introduction of number 16 using black board and flex. b) Recap oral counting 1-40 using black board and flex. c) Recap shapes, square and rectangle, by showing models. d) Practical counting - number 15 - using ice-cream stick/crayon/pencils.	Justified <input type="checkbox"/>
	E.V.S: a) Recap of topic 'Domestic Animals' through Q/A. b) Introduction of black colour.	a) Recap of topic 'Domestic Animals' through Q/A, using black board, models, glove puppets and flex, Rd pg 15. b) Introduction of Black colours by showing different objects and models.	Justified <input type="checkbox"/>
	Break time:	Islamic etiquette of eating and practical demo.	Justified <input type="checkbox"/>
	Games: Outdoor games.	Take the children out in the open and have some organized games - walk on zig-zag lines.	Justified <input type="checkbox"/>
	Activity: - Rhyme time	Rhyme time Hindi rhyme - Titli rani titli raani (2 times) Mujku dedo apne par Udna chahoo apne nani ke ghar. Titli rani titli raani (2 times) Mujku dedo apne par Udna chahoo apne dadi ke ghar.	Justified <input type="checkbox"/>
Home work: English: Picture reading Rd pg 11-23. Math: Practice numbers 11-15.			


Teacher Assessment:

Smiley for today's involvement, learning and enjoyment of teacher and students.





With the best knowledge & Imaan, I rate my accomplishment today as

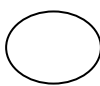

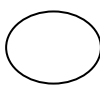



When	What	How	Work done
	Deeniyat: Introduction of paani peene ki sunnat no-5-6.	Introduction of paani peene ki sunnat no-5-6.	Justified <input type="checkbox"/>
	English: a) Conversation questions: Recap of Q. no's 13-16. b) Rhymes: Recap of rhyme 'Butterfly, Butterfly' with actions. c) Story: Recap of story 'The Greedy Dog' through Q/A. d) Recap of letters 'Aa'- 'Ss' and introduction of letter 'Tt'. e) Recap of opposites Sit X Stand, Fat X Thin.	a) Conversation questions: Recap of Q. no's 10-17. b) Rhymes: Recap of rhyme 'Butterfly, Butterfly' with actions, Ref: rhyme Rd pg 16. c) Story: Recap of story 'The Greedy Dog' through Q/A, using models, practical demo and dramatization, Ref: story book pg 32-33. d) Recap of letters 'Aa'- 'Ss' and introduction of letter 'Tt' with phonic sound, objects using flex, pg 24. e) Recap of opposites Sit X Stand, Fat X Thin - through practical demo and body movements, Rd pg 36.	Justified <input type="checkbox"/>
Day 113 28 th Nov	Math: a) Recap numbers 1-15. b) Recap of oral counting 1-40. c) Recap of the shapes square  d) Activity book pg 112.	a) Recap numbers 1-15 using black board and flex. b) Recap oral counting 1-40 using black board and flex. c) Recap shapes, square and rectangle, by showing models. d) Activity book pg 112 - Colour the given picture with black colour.	Justified <input type="checkbox"/>
	E.V.S: a) Recap of topic 'Domestic Animals' through Q/A. b) Recap Pink and Black colour.	a) Recap of topic 'Domestic Animals' through Q/A, using black board, models, glove puppets and flex, Rd pg 15. b) Recap Pink and Black colours by showing different objects.	Justified <input type="checkbox"/>
	Break time:	Islamic etiquette of eating and practical demo.	Justified <input type="checkbox"/>
	Games: Indoor games.	Provide the material in the classroom - puzzles, inserting blocks, beads, And allow them to play freely in the class.	Justified <input type="checkbox"/>
	Activity: Free hand scribbling on old news papers.	Free hand scribbling on old news papers and cutting into shapes of different colourful butterflies. https://youtu.be/t0U-1Rcq-Qg	Justified <input type="checkbox"/>
	Home work: English: Picture reading Rd pg 24. Math: Practice numbers 5-15.		

Teacher Assessment:

Smiley for today's involvement, learning and enjoyment of teacher and students. 

With the best knowledge & Imaan, I rate my accomplishment today as  10

When	What	How	Work done
Day 114 29 th Nov	Deeniyat: Recap of paani peene ki sunnat no-1-6 + Isalaami maloomat sawal 3-4.	Recap of paani peene ki sunnat no-1-6 + Isalaami maloomat sawal 3-4.	Justified <input type="checkbox"/>
	English: a) Conversation questions: Recap of Q. no's 14-16 and introduction of Q.17. b) Rhymes: Recap of rhyme 'Butterfly, Butterfly' with actions. c) Story: Recap of story 'The Greedy Dog' through Q/A. d) Recap of letters 'Aa'- 'Tt'. e) Activity book pg 34.	a) Conversation questions: Recap of Q. no's 14-16 and introduction of Q.17. What do you say when you want to go to toilet? A. Excuse me! May I go to the toilet? b) Rhymes: Recap of rhyme 'Butterfly, Butterfly' with actions, Ref: rhyme Rd pg 16. c) Story: Recap of story 'The Greedy Dog' through Q/A, using models, practical demo and dramatization, Ref: story book pg 32-33. d) Recap of letters 'Aa'-'Tt' with phonic sound, objects using flex, pg 24. e) Activity book pg 34 - trace the letter 'Tt' and do colouring in the top.	Justified <input type="checkbox"/>
	Math: a) Recap numbers 1-15. b) Recap of oral counting 1-40. c) Recap of the shapes circle, triangle, square. d) Reader pg 17.	a) Recap numbers 1-15 using black board and flex. b) Recap oral counting 1-40 using black board and flex. c) Recap shapes, circle, triangle, square, by showing models. d) Reader pg 17 - Say and trace number 15.	Justified <input type="checkbox"/>
	E.V.S: a) Recap of topic 'Domestic Animals' through Q/A. b) Recap Red, Green, Blue, Pink, Yellow and Black colour.	a) Recap of topic 'Domestic Animals' through Q/A, using black board, models, glove puppets and flex, Rd pg 15. b) Recap Red, Green, Blue, Pink, Yellow and Black colours by showing different objects.	Justified <input type="checkbox"/>
	Break time:	Islamic etiquette of eating and practical demo.	Justified <input type="checkbox"/>
	Games: Indoor games.	Provide the material in the classroom - puzzles, inserting blocks, beads, And allow them to play freely in the class.	Justified <input type="checkbox"/>
	Activity - Rhyme time - Tiny tim	Rhyme time - Tiny tim I have a little Turtle, His name is Tiny Tim. I put him in the bathtub, To see if he could swim, He drank up all the water. He ate up all the soap, And now he is on his bathtub With a Bubble in his throat. Bubble bubble bubble, Bubble bubble bubble, Bubble bubble bubble, Bubble bubble bubble pop !	Justified <input type="checkbox"/>
Home work: English: Picture reading Rd pg 11-24. Math: Practice numbers 1-15.			
Teacher Assessment: Smiley for today's involvement, learning and enjoyment of teacher and students. 			
With the best knowledge & Imaan, I rate my accomplishment today as  			

When	What	How	Work done
Day 115 30 th Nov	Deeniyat: Introduction of huroof-e-tahajji.	Introduction of huroof-e-tahajji ا - هـ.	Justified <input type="checkbox"/>
	English: a) Conversation questions: Recap of Q. no's 15-17. b) Rhymes: Introduction of new rhyme 'Pray' with actions. c) Recap of letters 'Aa'- 'Tt'. d) Introduction of opposite Hot X Cold. e) Rd pg 25.	a) Conversation questions: Recap of Q. no's 15-17. b) Rhymes: Introduction of new rhyme 'Pray' with actions, Ref: rhyme Rd pg 17. c) d) Recap of letters 'Aa'-'Tt' with phonic sound, objects using flex, pg 24. e) Introduction of opposite Hot X Cold - through practical demo and body movements, Rd pg 36. (hot-tea, cold-ice). f) Rd pg 25 - circle the beginning letter of each picture.	Justified <input type="checkbox"/>
	Math: a) Recap numbers 1-15. b) Recap of oral counting 1-40. c) Recap of the shapes circle, triangle, square. d) Practical counting 10-15. e) Reader pg 18.	a) Recap numbers 1-15 using black board and flex. b) Recap oral counting 1-40 using black board and flex. c) Recap shapes, circle, triangle, square and rectangle, by showing models. d) Practical counting 10-15 using ice-cream sticks/crayon/pencils, etc. e) Reader pg 18 count and circle the correct number.	Justified <input type="checkbox"/>
	E.V.S: a) Recap of topic 'Domestic Animals' through Q/A. b) Recap colour yellow and black. c) Activity book pg 105.	a) Recap of topic 'Domestic Animals' through Q/A, using black board, models, glue, puppets and flex, Rd pg 15. b) Recap of yellow and black colours by showing different objects. c) Activity book pg 105 - Colour the given 'Domestic Animals'.	
	Break time:	Islamic etiquette of eating and practical demo.	Justified <input type="checkbox"/>
	Games: Outdoor games.	Take the children out in the open and have some organized games - Running, Jumping, Hopping...	Justified <input type="checkbox"/>
	Activity - Rhyme time - Tiny tim	Rhyme time - Tiny tim I have a little Turtle, His name is Tiny Tim. I put him in the bathtub, To see if he could swim, He drank up all the water. He ate up all the soap, And now he is on his bathtub With a Bubble in his throat. Bubble bubble bubble, Bubble bubble bubble, Bubble bubble bubble, Bubble bubble bubble pop !	Justified <input type="checkbox"/>
Home work: English: Picture reading Rd pg 11-25. E.V.S: Picture reading Rd pg 14 and 15.			
Teacher Assessment: Smiley for today's involvement, learning and enjoyment of teacher and students.  With the best knowledge & Imaan, I rate my accomplishment today as 