

Day wise plan for the month of February 2018

Class - Play Group- Maharashtra

When	What	How	Work done
Day 131 1 st Feb	Deeniyat: Recap of Dua Cheenk aane par kahein.	Recap of Dua Cheenk aane par kahein.	Justified <input type="checkbox"/>
	English: a) Conversation questions 10-14. b) Letters: Recap of letter 'Mm - Zz' c) Rhymes: Recap d) Story: Recap e) Strokes - Recap f) Recap of concepts	a) Conversation questions: Islamic greetings, informal talk and recap conversation question 10 -14. b) Letters: Recap of letter 'Mm - Zz' by showing objects, phonic sound, informal talk and sand paper flash cards of letters and flex, Rd pg 16-33. c) Rhymes: Recap of the rhymes with actions, Ref: rhymes Rd pg 1-6. d) Story: Recap of the story 'The Rabbit and the Tortoise', using models, informal question and practical demo, stories Rd pg 20-21. e) Strokes - Recap of all strokes and curves and circle , by showing objects, informal conversation and Q/A. f) Recap of concepts - Open x Close and Sit x Stand, by doing actions, practical demo, involving students, black board and flex, Ref: Rd pg. 35.	Justified <input type="checkbox"/>
	Math: a) Recap of Numbers '6-10' b) Recap of oral counting 11-20. c) Recap of shape	a) Recap of Numbers '6-10' with values, practical demo using objects, black board and flex. b) Recap of oral counting 11-20. c) Recap of shape 'Square and Triangle', by showing square shaped objects, informal questions and black board.	Justified <input type="checkbox"/>
	EVS: a) Recap of topic 'Flower' b)Recap	a) Recap of topic 'Flower' by showing models, informal talk, creative story and conversation questions + picture reading Rd pg 22. b)Recap of Black colour- By showing black colour objects, informal questions and picture talk.	Justified <input type="checkbox"/>
	Break time	Islamic etiquettes of eating.	Justified <input type="checkbox"/>
	Game: Indoor free play.	Indoor free play.	Justified <input type="checkbox"/>
	Activity: Rhyme Time.	Rhyme Time. Letter Z Song Zippy Zebras live at the local Zoo They like to zig and zoom. For words that start with Z The people shout yippee! Words like Zippy zebras zig and zag and zoom.	Justified <input type="checkbox"/>
Home work: English: Picture reading Rd pg 16-33.			

Teacher Assessment:

Smiley for today's involvement, learning and enjoyment of teacher and students.

With the best knowledge & Imaan, I rate my accomplishment today as



When	What	How	Workdone
Day 132 2 nd Feb	Deeniyat: Recap of Dua Cheenk aane par kahein.	Recap of Dua Cheenk aane par kahein.	Justified <input type="checkbox"/>
	English: a) Conversation questions 10-14. b) Letters: Recap of letter 'Aa-Dd' c) Rhymes: Introduction of new rhyme 'The Moon' with actions d) Story: Recap of the story 'The Rabbit and the Tortoise' e) Strokes - Recap of all strokes and curves and circle '○' f) Recap of concepts	a) Conversation questions: Islamic greetings, informal talk and recap Conversation question 10 -14. b) Letters: Recap of letter 'Aa-Dd' by showing objects, phonic sound, informal talk and sand paper flash cards of letters and flex. c) Rhymes: Introduction of new rhyme 'The Moon' with actions, Ref: rhymes Rd pg 15. d) Story: Recap of the story 'The Rabbit and the Tortoise', using models, informal question and practical demo, stories Rd pg 20-21. e) Strokes - Recap of all strokes and curves and circle '○', by showing objects, informal conversation and Q/A. f) Recap of concepts - Open x Close and Sit x Stand, by doing actions, practical demo, involving students, black board and flex, Ref: Rd pg. 35.	Justified <input type="checkbox"/>
	Math: a) Recap of Numbers '1-10' b) Recap of oral counting 11-20. c) Recap	a) Recap of Numbers '1-10' with values, practical demo using objects, black board, flash card and flex. b) Recap of oral counting 11-20. c) Recap of shape 'Circle and Triangle', by showing circle and triangle shaped objects, informal questions and black board.	Justified <input type="checkbox"/>
	EVS: a) Recap of topic 'Flower' b)Recap of Black colour	a) Recap of topic 'Flower' by showing models, informal talk, creative story and conversation questions + picture reading Rd pg 24. b)Recap of Black colour- By showing black colour objects, informal questions and picture talk.	Justified <input type="checkbox"/>
	Break time	Islamic etiquettes of eating.	Justified <input type="checkbox"/>
	Game: Indoor free play.	Indoor free play.	Justified <input type="checkbox"/>
	Activity: Rectangle sponge painting.	Rectangle sponge painting. Dip rectangle sponge into various paint colors on plastic plate and then onto paper repeatedly for sponge collage.	Justified <input type="checkbox"/>
Home work: English: Picture reading Rd pg 1-5.			

Teacher Assessment:

Smiley for today's involvement, learning and enjoyment of teacher and students.

With the best knowledge & Imaan, I rate my accomplishment today as



When	What	How	Workdone
Day 133 5 th Feb	Deeniyat: Recap of Islaami maloomat sawaal 3-4.	Recap of Islaami maloomat sawaal 3-4.	Justified <input type="checkbox"/>
	English: a) Conversation questions 1-5. b) Letters: Recap of letter 'Aa - Dd' c) Rhymes: Recap d) Story: Recap e) Strokes - Recap f) Recap of concepts	a) Conversation questions: Islamic greetings, informal talk and recap conversation question 1-5. b) Letters: Recap of letter 'Aa - Dd' by showing objects, phonic sound, informal talk and sand paper flash cards of letters and flex. c) Rhymes: Recap of rhyme 'The Moon' with actions, Ref: rhymes Rd pg 15. d) Story: Recap of the story 'The Rabbit and the Tortoise', using models, informal question and practical demo, stories Rd pg 20-21. e) Strokes - Recap of all strokes and curves and circle '○' by showing objects, informal conversation and Q/A. f) Recap of concepts - Open x Close and Sit x Stand, by doing actions, practical demo, involving students, black board and flex, Ref: Rd pg. 35.	Justified <input type="checkbox"/>
	Math: a) Recap of Numbers '1-10' b) Recap c) Recap	a) Recap of Numbers '1-10' with values, practical demo using objects, black board and flex. b) Recap of oral counting 11-20. c) Recap of shape 'Square and Triangle', by showing square shaped objects, informal questions and black board.	Justified <input type="checkbox"/>
	EVS: a) Recap of topic 'Flower' b)Recap	a) Recap of topic 'Flower' by showing models, informal talk, creative story and conversation questions + picture reading Rd pg 22. b)Recap of Black colour- By showing black colour objects, informal questions and picture talk.	Justified <input type="checkbox"/>
	Break time	Islamic etiquettes of eating.	Justified <input type="checkbox"/>
	Game: Indoor free play.	Indoor free play. https://youtu.be/Jn-5RjLiGHY	Justified <input type="checkbox"/>
	Activity: Palm printing.	Palm printing Use all the colours and make the children to palm printing on old news papers and make a colourful tree. (Group activity).	Justified <input type="checkbox"/>
Home work: English: Picture reading Rd pg 24-28. E. V.S. : Picture reading Rd.pg.24.			

Teacher Assessment:

Smiley for today's involvement, learning and enjoyment of teacher and students.

With the best knowledge & Imaan, I rate my accomplishment today as



When	What		Work done
	Deeniyat: Recap of Islaami maloomat sawaal 3-4.	Recap of Islaami maloomat sawaal 3-4.	Justified <input type="checkbox"/>
Day 134	English: a) Conversation questions 1-5. b) Letters: Recap of letter 'Ee - Hh' c) Rhymes: Recap of rhyme 'The Moon' d) Story: Recap of the story 'The Rabbit and the Tortoise' e) Strokes - Recap of all strokes and curves and circle '○' f) Recap of concepts	a) Conversation questions: Islamic greetings, informal talk and recap Conversation question 1-5. b) Letters: Recap of letter 'Ee - Hh' by showing objects, informal talk and sand paper flash cards of letters and flex. c) Rhymes: Recap of rhyme 'The Moon' with actions, Ref: rhymes Rd pg 15. d) Story: Recap of the story 'The Rabbit and the Tortoise', using models, informal question and practical demo, stories Rd pg 20-21. e) Strokes - Recap of all strokes and curves and circle '○' by showing objects, informal conversation and Q/A. f) Recap of concepts - Open x Close and Sit x Stand, by doing actions, practical demo, involving students, black board and flex, Ref: Rd pg. 35.	Justified <input type="checkbox"/>
6 th Feb	Math: a) Recap of Numbers '1-10' b) Recap oral counting. c) Recap shapes.	a) Recap of Numbers '1-10' with values, practical demo using objects, black board and flex. b) Recap of oral counting 11-20. c) Recap of shape 'Circle', by showing circle shaped objects, informal questions and black board.	Justified <input type="checkbox"/>
	EVS: a) Recap of topic 'Colours'	a) Recap of topic 'Colours' by showing different colours models, informal talk, creative story and conversation questions + picture reading Rd pg 26-27.	Justified <input type="checkbox"/>
	Break time	Islamic etiquettes of eating.	Justified <input type="checkbox"/>
	Games: Block Centre	Provide colored interlocking cubes for the Children to use to build creative constructions	Justified <input type="checkbox"/>
	Activity: Tracing letters cutouts.	Finger tracing on letters cutouts from Tt to Zz.	Justified <input type="checkbox"/>
	Home work:English: Picture reading Rd pg 6-10. E.V.S. : Picture reading Rd pg.26-27.		

Teacher Assessment:


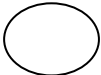
Smiley for today's involvement, learning and enjoyment of teacher and students.

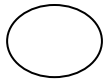

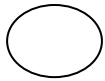
With the best knowledge & Imaan, I rate my accomplishment today as



When	What	How	Workdone
Day 135 7 th Feb	Deeniyat: Recap of Islaami maloomat sawaal 3-4.	Recap of Islaami maloomat sawaal 3-4	Justified <input type="checkbox"/>
	English: a) Conversation questions 1-5. b) Letters: Recap of letter 'Ee - Hh' c) Rhymes: Recap of rhyme 'The Moon' with actions c) Rhymes: Recap d) Story: Recap e) Strokes - Recap f) Recap of concepts	a) Conversation questions: Islamic greetings, informal talk and recap Conversation question 1-5. b) Letters: Recap of letter 'Ee - Hh' by showing objects, phonic sound, informal talk and sand paper flash cards of letters and flex. c) Rhymes: Recap of rhyme 'The Moon' with actions, Ref: rhymes Rd pg 15. d) Story: Recap of the story 'The Rabbit and the Tortoise', using models, informal question and practical demo, stories Rd pg 20-21. e) Strokes - Recap of all strokes and curves and circle '○' by showing objects, informal conversation and Q/A. f) Recap of concepts - Open x Close and Sit x Stand, by doing actions, practical demo, involving students, black board and flex, Ref: Rd pg. 35.	Justified <input type="checkbox"/>
	Math: a) Recap of Numbers '1-10' b) Recap oral counting. c) Recap of shape 'Square'	a) Recap of Numbers '1-10' with values, practical demo using objects, black board and flex. b) Recap of oral counting 1-20. c) Recap of shape 'Square', by showing square shaped objects, informal questions and black board. https://youtu.be/-h5bVjeZcWo	Justified <input type="checkbox"/>
	EVS: a) Recap of topic 'Colours'	a) Recap of topic 'Colours' by showing different colours models, informal talk, creative story and conversation questions + picture reading Rd pg 26-27.	Justified <input type="checkbox"/>
	Break time	Islamic etiquettes of eating.	Justified <input type="checkbox"/>
	Games:Mental Math	Provide several teddy bear outlines precut from various colours of construction paper: Present the children with a few patterns of teddy bears, and challenge them To repeat the patterns, and then to invent their own.	Justified <input type="checkbox"/>
	Activity: Literacy Activity	Place yellow and blue highlighters next to sheets of paper with the numerals 1-10 Written on them in dots. Have the children trace over the numerals with a yellow Highlighter then with a blue highlighter: Watch the new color emerge.	Justified <input type="checkbox"/>
Home work: English: Picture reading Rd pg 6-10. E.V.S. : Picture reading Rd pg 26-28.			
Teacher Assessment: Smiley for today's involvement, learning and enjoyment of teacher and students.			<input type="checkbox"/>
With the best knowledge & Imaan, I rate my accomplishment today as			<input type="checkbox"/> 10

When	What	How	Workdone
Day 136 8 th Feb	Deeniyat: Recap of Islaami maloomat sawaal 1-2.	Recap of Islaami maloomat sawaal 1-2.	Justified <input type="checkbox"/>
	English: a) Conversation questions 6-10. b) Letters: Recap of letter 'Ii - Ll' c) Rhymes: Recap of rhyme 'The Moon' c) Rhymes: Recap d) Story: Recap e) Strokes - Recap f) Recap of concepts	a) Conversation questions: Islamic greetings, informal talk and recap conversation question 6-10. b) Letters: Recap of letter 'Ii - Ll' by showing objects, phonic sound, informal talk and sand paper flash cards of letters and flex. c) Rhymes: Recap of rhyme 'The Moon' with actions, Ref: rhymes Rd pg 15. d) Story: Recap of the story 'The Rabbit and the Tortoise', using models, informal question and practical demo, stories Rd pg 20-21. e) Strokes - Recap of all strokes and curves and circle '○', by showing objects, informal conversation and Q/A. f) Recap of concepts - Open x Close and Sit x Stand, by doing actions, practical demo, involving students, black board and flex, Ref: Rd pg. 35.	Justified <input type="checkbox"/>
	Math: a) Recap of Numbers '1-10' b) Recap oral counting. c) Recap shapes.	a) Recap of Numbers '1-10' with values, practical demo using objects, black board and flex. b) Recap of oral counting 1-20. c) Recap of shape 'Triangle', by showing triangle shaped objects, informal questions and black board.	Justified <input type="checkbox"/>
	EVS: a) Recap colours.	a) Recap of 'Colour' Blue and Blac. by showing blue colour models, informal talk, creative story + picture reading Rd pg 26-27.	Justified <input type="checkbox"/>
	Break time	Islamic etiquettes of eating.	Justified <input type="checkbox"/>
	Game: Dramatic Play	Provide blue clothes in the dress- up area for children to use in their pretend play.	Justified <input type="checkbox"/>
	Activity: Sand paper letters tracing.	Sand paper letters tracing - Provide children with flash cards of letters of sand paper and allow them to do finger tracing using pointer finger.	Justified <input type="checkbox"/>
Home work:English: Picture reading Rd pg 11-15.			
Teacher Assessment: Smiley for today's involvement, learning and enjoyment of teacher and students. <div style="text-align: right;">○</div> With the best knowledge & Imaan, I rate my accomplishment today as <div style="display: inline-block; border: 1px solid black; padding: 2px; margin-left: 20px;">10</div>			

When	What	How	Workdone
Day 137 9 th Feb	Deeniyat: Recap of Islaami maloomat sawaal 1-2.	Recap of Islaami maloomat sawaal 1-2.	Justified <input type="checkbox"/>
	English: a) Conversation questions 6-10. b) Letters: Recap of letter 'Ii - Ll' c) Rhymes: Rhymes Rd pg 1-6. d) Story: Recap of the story 'Mittu, the Parrot' e) Strokes - Recap f) Recap of concepts	a) Conversation questions: Islamic greetings, informal talk and recap conversation question 6-10. b) Letters: Recap of letter 'Ii - Ll' by showing objects, phonic sound, informal talk and sand paper flash cards of letters and flex. c) Rhymes: Rhymes Rd pg 1-6. d) Story: Recap of the story 'Mittu, the Parrot', using models, informal question and practical demo, stories Rd pg 22-23. e) Strokes - Recap of all strokes and curves and circle '○' by showing objects, informal conversation and Q/A. f) Recap of concepts - Open x Close and Sit x Stand, by doing actions, practical demo, involving students, black board and flex, Ref: Rd pg. 35.	Justified <input type="checkbox"/>
	Math: a) Recap of Numbers '1-10' b) Recap oral counting c) Recap shapes	a) Recap of Numbers '1-10' with values, practical demo using objects, black board and flex. b) Recap of oral counting 1-20. c) Recap of shape 'Square and Triangle', by showing square and triangle shaped objects, informal questions and black board.	Justified <input type="checkbox"/>
	EVS: a) Recap colours.	a) Recap of 'Colour' Green by showing green colour models, informal talk, creative story and conversation questions + picture reading Rd pg 22. https://youtu.be/58eA79N0foY	Justified <input type="checkbox"/>
	Break time	Islamic etiquettes of eating.	Justified <input type="checkbox"/>
	Game: Dramatic Play	Add articles of blue/Green/yellow/red clothing to the centre including one or more sets of blue surgical "scrubs" for children to try on as they pretend to be surgeons or nurses' Provide yards of blue fabric and help the children wrap the fabric around Themselves and then tie with a blue sash or belt. Encourage them to pretend they are wearing a sari	Justified <input type="checkbox"/>
	Activity: Art Mania	Help the children put on paint smocks and stock the area with paper, blue paint, White paint, and paintbrushes. Explain that people've make tints of a color by adding another colour to it, For example adding white to blue makes a new tint of blue invite the children to create different tints of blue and then paint with them..	Justified <input type="checkbox"/>
Home work: English: Picture reading Rd pg 11-15.			
Teacher Assessment: Smiley for today's involvement, learning and enjoyment of teacher and students. With the best knowledge & Imaan, I rate my accomplishment today as  			

When	What	How	Workdone
Day 138 12 th Feb	Deeniyat: Recap of huroof-e-tahhaji ح - ا	Recap of huroof-e-tahhaji ح - ا	Justified <input type="checkbox"/>
	English: a) Conversation questions 11-14. b) Letters: Recap of letter 'Mm - Pp' c) Rhymes: Recap Rhymes Rd pg 7-15. d) Story: Recap of the story 'Mittu, the Parrot' e) Strokes - Recap f) Recap of concepts	a) Conversation questions: Islamic greetings, informal talk and recap conversation question 11-14. b) Letters: Recap of letter 'Mm - Pp' by showing objects, phonic sound, informal talk and sand paper flash cards of letters and flex. c) Rhymes: Recap Rhymes Rd pg 7-15. d) Story: Recap of the story 'Mittu, the Parrot', using models, informal question and practical demo, stories Rd pg 22-23. e) Strokes - Recap of all strokes and curves and circle '○' by showing objects, informal conversation and Q/A. f) Recap of concepts - Big x Small and Hot x Cold, by doing actions, practical demo, involving students, black board and flex, Ref: Rd pg. 34.	Justified <input type="checkbox"/>
	Math: a) Recap Numbers b) Recap oral counting c) Recap shapes	a) Recap of Numbers '1-10' with values, practical demo using objects, black board and flex. b) Recap of oral counting 1-20. c) Recap of shape 'Square and Triangle', by showing square shaped objects, informal questions and black board.	Justified <input type="checkbox"/>
	EVS: a) Recap colours.	a) Recap of topic 'Colours' by showing models, informal talk, creative story and conversation questions + picture reading Rd pg 26-28.	Justified <input type="checkbox"/>
	Break time	Islamic etiquettes of eating.	Justified <input type="checkbox"/>
	Game: Large Motor Activity	Create a tic-tac-toe grid on the floor with masking tape, Place a blue item in each space other grid Invite children to toss a blue tissue-paper ball or beanbag onto the grid, and whenever the beanbag lands in a space, the child describes the item	Justified <input type="checkbox"/>
	Activity: Sensory	Stock the centre with an assortment of different colors objects with different textures, shapes, and surfaces (modelling dough water: blocks, cotton, fleece, satin ribbon wheels on a toy car terry cloth, and so on). invite the children to use their hands to feel each color object and then verbalize what they feel.	Justified <input type="checkbox"/>
Home work: English: Picture reading Rd pg 25-31.			
Teacher Assessment: Smiley for today's involvement, learning and enjoyment of teacher and students.  With the best knowledge & Imaan, I rate my accomplishment today as  			

Note: 13th Feb 2018 – Tuesday – Shivratri Holiday.

When	What	How	Workdone
Day 139 14 th Feb	Deeniyat: Recap of huroof-e-tahhaji ا . ا	Recap of huroof-e-tahhaji ا . ا	Justified <input type="checkbox"/>
	English: a) Conversation questions informal talk and recap b) Letters: Recap of letter 'Mm - Pp' c) Rhymes: Recap Rhymes Rd pg 1-6. d) Story: Recap of the story 'Mittu, the Parrot' e) Strokes - Recap of all strokes and curves and circle '○'. f) Recap of concepts	a) Conversation questions: Islamic greetings, informal talk and recap conversation question 11-14. b) Letters: Recap of letter 'Mm - Pp' by showing objects, phonic sound, informal talk and sand paper flash cards of letters and flex. c) Rhymes: Recap Rhymes Rd pg 1-6. d) Story: Recap of the story 'Mittu, the Parrot', using models, informal question and practical demo, stories Rd pg 22-23. e) Strokes - Recap of all strokes and curves and circle '○' by showing objects, informal conversation and Q/A. f) Recap of concepts - Big x Small and Hot x Cold, by doing actions, practical demo, involving students, black board and flex, Ref: Rd pg. 34.	Justified <input type="checkbox"/>
	Math: a) Recap of Numbers '1-10' b) Recap c) Recap	a) Recap of Numbers '1-10' with values, practical demo using objects, black board and flex. b) Recap of oral counting 1-20. c) Recap of shape 'Square and Triangle', by showing square shaped objects, informal questions and black board.	Justified <input type="checkbox"/>
	EVS: a) Recap	a) Recap of topic 'Colour' by showing models, informal talk, creative story and conversation questions + picture reading Rd pg 26-28.	Justified <input type="checkbox"/>
	Break time	Islamic etiquettes of eating.	Justified <input type="checkbox"/>
	Game: Sand and Water	Fill the sand table with red sand and provide red blue green and yellow shovels, buckets, and other tools for the children to use	Justified <input type="checkbox"/>
	Activity: Mental Math	Display strands of yarn, fabric, and ribbon of different lengths. Have the children Place the strands in order from shortest to longest. Provide different colour rulers or yardsticks and have the children measure the various lengths of different colour material.	Justified <input type="checkbox"/>
Home work: English: Picture reading Rd pg 16-20.			
Teacher Assessment: Smiley for today's involvement, learning and enjoyment of teacher and students. With the best knowledge & Imaan, I rate my accomplishment today as <input type="checkbox"/> 10 <input type="checkbox"/>			

When	What	How	Workdone
Day 140 15 th Feb	Deeniyat: Recap of Paani peeneki sunnat 1-3.	Recap of Paani peene ke sunnat 1-3.	Justified <input type="checkbox"/>
	English: a) Conversation questions 10-14. b) Letters: Recap of letter 'Qq-Tt' c) Rhymes: Recap d) Story: Recap e) Strokes - Recap f) Recap of concepts	a) Conversation questions: Islamic greetings, informal talk and recap conversation question 10 -14. b) Letters: Recap of letter 'Qq-Tt' by showing objects, phonic sound, informal talk and sand paper flash cards of letters and flex. c) Rhymes: Recap of Rhymes with actions. d) Story: Recap of the story 'Mittu, the Parrot', using models, informal question and practical demo, stories Rd pg no's 22-23. e) Strokes - Recap of all strokes and curves and circle showing objects, informal conversation and Q/A. f) Recap of concepts - Open x Close by doing actions, practical demo, involving students, black board and flex, Ref: Rd pg. 35.	Justified <input type="checkbox"/>
	Math: a) Recap of Numbers '1-5' b) Recap oral counting c) Recap shapes	a) Recap of Numbers '1-5' with values, practical demo using objects, black board and flex. b) Recap of oral counting 1-10. c) Recap of shapes circle.	Justified <input type="checkbox"/>
	EVS: b) Recap 'My Body'.	a) Recap of topic 'My Body' by showing models and Q/A + picture reading. b) Recap colour 'Red'.	Justified <input type="checkbox"/>
	Break time	Islamic etiquettes of eating.	Justified <input type="checkbox"/>
	Game:Finger Painting	Help the children to name their fingers by using those names in conversation while they fingerpaint.For example, "Can you put your ring finger in the blue paint?" "What color are you going to put on your pinky/index or pointer/middle, thumb.	Justified <input type="checkbox"/>
	Activity: Fancy Footwork	Did you know there are 52 bones in our feet? Wow! That let's us move our feet in different ways! Count to 52 with the children! Now, encourage the children to each show a way that they can move their feet while sitting down!Then, encourage the children to stand up and show ways to use their feet (stomp, tip-toe, walk on heels, etc.)	Justified <input type="checkbox"/>
Home work: English: Picture reading Rd pg21-25. Math: Oral counting 1-10. E.V.S.: Picture reading pg no-1.			

Teacher Assessment:



Smiley for today's involvement, learning and enjoyment of teacher and students.

With the best knowledge & Imaan, I rate my accomplishment today as



When	What	How	Workdone
Day 141 16 th Feb	Deeniyat: Recap of Paani peene kesunnat 1-3.	Recap of Paani peene ke sunnat 1-3	Justified <input type="checkbox"/>
	English: a) Conversation questions 10 -14. b) Letters: Recap of letter 'Qq -Tt' c) Rhymes: Recap d) Story: Recap e) Strokes - Recap f) Recap of concepts	a) Conversation questions: Islamic greetings, informal talk and recap conversation question 10 -14. b) Letters: Recap of letter 'Qq -Tt' by showing objects, phonic sound, informal talk and sand paper flash cards of letters and flex. c) Rhymes: Recap of Rhymes with actions. d) Story: Recap of the story 'Mittu, the Parrot', using models, informal question and practical demo, stories Rd pg 22-23. e) Strokes - Recap of all strokes and curves and circle showing objects, informal conversation and Q/A. f) Recap of concepts - Hot x cold by doing actions, practical demo, involving students, black board and flex.	Justified <input type="checkbox"/>
	Math: a) Recap of Numbers '5-10' b) Recap oral counting	a) Recap of Numbers '5-10' with values, practical demo using objects, black board and flex. b) Recap of oral counting 11-20 + Shape - Triangle.	Justified <input type="checkbox"/>
	EVS: a) Recap ' My Body' b) Recap colour 'Red'.	a) Recap of topic 'My Body' by showing models and Q/A + picture reading. b) Recap colour 'Red'.	Justified <input type="checkbox"/>
	Break time	Islamic etiquettes of eating.	Justified <input type="checkbox"/>
	Game: Head to Toe Collage	Provide scraps of construction paper. Have the children rip and tear the paper with their hands and glue them onto a paper to make a person shape. Talk about body parts to help them recall what a body has: How long will her neck be? Will he have a long waist or short one?	Justified <input type="checkbox"/>
	Activity: Toe Time	Did you know that some people's second toe is shorter than their big toe and others' second toe is shorter than their big toe! Have the children take off their socks and shoes and compare their toes! Have the children sort themselves...shorter big toes on one side and longer on the other. Count and compare! VARIATION While their shoes are off, compare shoes! Have the children sort by different attributes: sneakers, sandals, velcro, laces, colors, etc.	Justified <input type="checkbox"/>
Home work: English: Picture reading Rd pg21-25. Math: Oral counting 11-20. E.V.S: Picture reading Rd pg 1.			
Teacher Assessment: Smiley for today's involvement, learning and enjoyment of teacher and students. <input type="checkbox"/> 10 <input type="checkbox"/>			
With the best knowledge & Imaan, I rate my accomplishment today as <input type="checkbox"/>			

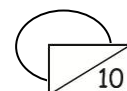
When	What	How	Workdone
Day 142 19 th Feb	Deeniyat: Recap of Kalima-e-Tayyebahwith Tarjama.	Recap of Kalima-e-Tayyebah with Tarjama.. https://youtu.be/6lmJNlqsOVA	Justified <input type="checkbox"/>
	English: a) Conversation questions 1-4. b) Letters: Recap letter 'Uu - Xx' c) Rhymes: Recap d) Story: Recap e) Strokes - Recap f) Concepts - Recap	a) Conversation questions: Recap conversation question 1 -4. b) Letters: Recap letter 'Uu-Xx' using black board and flex. c) Rhymes: Recap of Rhymes with actions - Refer Rd pg. 1-3. d) Story: Recap of the story 'The Thirsty Crow', using models and Q/A. Refer Rd pg 18-19 e) Strokes - Recap of strokes- Standing and Sleeping lines. f) Concepts - Recap Big x Small by doing actions and practical demo.	Justified <input type="checkbox"/>
	Math: a) Numbers - Recap of Numbers '1-3' b) Slate Practice.	a) Numbers - Recap of Numbers '1-3' with values, black board and flex. b) Slate Practice.	Justified <input type="checkbox"/>
	EVS: a) Recap of topic 'Fruits' b) Recap colour 'Green'.	a) Recap of topic 'Fruits' by showing models and Q/A + picture reading. b) Recap colour 'Green'.	Justified <input type="checkbox"/>
	Break time	Islamic etiquettes of eating.	Justified <input type="checkbox"/>
	Game: Orange Seeds	Allow the children to glue the seeds from a orange to a piece of paper. Variation: Let the children glue the seeds to orange paper shaped like an orange. Variation: Have the children tear bits of white paper to represent the seeds. Variation: Have the children color a paper plate orange, then glue real seeds or paper seeds to the plate.	Justified <input type="checkbox"/>
Activity: What Seeds Do I have	Give each child one of each kind of seed. Pick one of those seeds. Start to describe it. It is white and round. Ask the children if they can guess which seed you have picked. This activity can also be done in pairs/groups in centers. Each child would take a turn picking and describing the seed for the others.	Justified <input type="checkbox"/>	
Home work: English: Picture reading Rd pg26-30. Math: Practice Numbers 1-3. E.V.S.: Picture reading Rd pg 2 and 3.			
Teacher Assessment: Smiley for today's involvement, learning and enjoyment of teacher and students. With the best knowledge &Imaan, I rate my accomplishment today as			
			<input type="checkbox"/> 10 <input type="checkbox"/>

When	What	How	Workdone
Day 143	Deeniyat: Recap ofKalima-e-Tayyebah with Tarjama	Recap of Kalima-e-Tayyebah with Tarjama.	Justified <input type="checkbox"/>
	English: a) Conversation questions5-9. b) Letters: Recap letter 'Uu-Xx' c) Rhymes: Recap d) Story: Recap e) Strokes - Recap f) Concepts - Recap	a) Conversation questions: Recap conversation question 5-9. b) Letters: Recap letter 'Uu-Xx' using black board and flex. c) Rhymes: Recap of Rhymes with actions - Refer Rd pg. 4-6. d) Story: Recap of the story 'The Thirsty Crow', using models and Q/A. Refer Rd pg 18-19 e) Strokes - Recap of strokes- Slanting lines. f) Concepts - Recap Sit x Stand by doing actions and practical demo.	Justified <input type="checkbox"/>
	Math: a) Numbers - Recap b) Slate Practice + Oral	a) Numbers - Recap of Numbers '4-6' with values, black board and flex. b) Slate Practice + Oral.	Justified <input type="checkbox"/>
	EVS: a) Recap of topic 'Fruits' b) Recap colour 'Green'	a) Recap of topic 'Fruits' by showing models and Q/A + picture reading. b) Recap colour 'Green'.	Justified <input type="checkbox"/>
	Break time	Islamic etiquettes of eating.	Justified <input type="checkbox"/>
	Game: Seed Sound Jar	Obtain many film or prescription bottles. (Both are great items to get from parents.) Place matching seeds in two containers. I.e. 2 apple seeds, 5 watermelon seeds etc. If using film containers, seal the lids with hot glue or super glue. If using prescription containers, cover the bottles with colored contact paper. This Montessori based activity would normally be introduced to the children in the following manner: without speaking, the teacher picks up one of the containers and shakes it. Then the teacher will pick another bottle and shakes it. Then the teacher shakes the first again. The teacher will shake the bottles and compare them until it is determined if they are a match, if they are not a match, the teacher would shake his/her head "no" and set the second bottle aside, and continue by picking up another bottle and shaking it, comparing it again to the first bottle. When a match is found, the teacher shakes his/her head "yes" and places the two bottles aside, next to each other. Then continues by picking another bottle and try to find its match until all of the matches are found. The child is invited to help when prompted by the teacher, with a shoulder shrug, or by the teacher initiating the child to pick a bottle, etc..	Justified <input type="checkbox"/>
	Activity: Fruit Seat Markers	Cut out and laminate big fruit shapes to be used as seat markers for the children to sit on during story and circle time.	Justified <input type="checkbox"/>
	Home work: English: Picture reading Rd pg26-30. Math: Practice Numbers 1-3.		
Teacher Assessment: Smiley for today's involvement, learning and enjoyment of teacher and students. With the best knowledge &Imaan, I rate my accomplishment today as			
 			

When	What	How	Workdone
Day 144 21 st Feb	Deeniyat: Recap of Dua - Cheenkaane par kahein.	Recap of Dua - Cheenkaane par kahein.	Justified <input type="checkbox"/>
	English: a) Conversation questions10-14. b) Letters: Recap letter 'Yy-Zz' c) Rhymes: Recap d) Story: Recap e) Strokes - Recap f) Concepts - Recap Big x Small	a) Conversation questions: Recap conversation question 10-14. b) Letters: Recap letter 'Yy-Zz' using black board and flex Refer . c) Rhymes: Recap of Rhymes with actions - Refer Rd pg. 7-9. d) Story: Recap of the story 'The Rabbit And The Tortoise', using models and Q/A. Refer Rd pg 20-21. e) Strokes - Recap of strokes- Slanting lines - Right and Left. f) Concepts - Recap Big x Small by doing actions and practical demo.	Justified <input type="checkbox"/>
	Math: a) Numbers - Recap b) Slate Practice + Oral.	a) Numbers - Recap of Numbers '4-6' with values, black board and flex. b) Slate Practice + Oral.	Justified <input type="checkbox"/>
	EVS: a) Recap of topic 'Vegetables' b) Recap colour 'Blue'.	a) Recap of topic 'Vegetables' by showing models and Q/A + picture reading. b) Recap colour 'Blue'.	Justified <input type="checkbox"/>
	Break time	Islamic etiquettes of eating.	Justified <input type="checkbox"/>
	Game: Play "Find the Vegetables"	If possible, before class buy one of each of the following vegetables (and other kinds if you like): a carrot, a potato, a cabbage, an onion, a pumpkin, corn (on the cob if possible), a radish, a lettuce. If you can't bring vegetables into class, other options are: plastic vegetables (sometimes available at dollar shops and toy shops), vegetable flashcards,vegetable photos cut out of free supermarket magazines. Also, bring in a basket for the vegetables. Before your students enter your classroom hide the vegetables all around the room - in draws, behind books, under things, etc. Once you are ready to begin the main part of your lesson, have everyone sit down and say to your students "Let's look for some vegetables!". Then stand up and demonstrate that you are searching for something. Find one of the vegetables (e.g. under a cushion) and show your thrill in doing so. Take it over to the basket and drop it in saying "Put it in the basket". Then get everyone to hunt around the room until all of the vegetables have been found and placed in the basket	Justified <input type="checkbox"/>
	Activity: I like Vegetable Collage	Have the children cut out vegetables from magazines and grocery store ads. At the top of their paper you can write "I like these fruits!" and the child can glue the vegetables they like to the paper.	Justified <input type="checkbox"/>
Home work: English: Picture reading Rd pg31-33. Math: Practice Numbers 4-6. E.V.S: Picture reading Rd pg 6-7.			

Teacher Assessment:

Smiley for today's involvement, learning and enjoyment of teacher and students.




With the best knowledge & Imaan, I rate my accomplishment today as

When	What	How	Workdone
Day 145 22 nd Feb	Deeniyat: Recap of Dua - Cheenk aane par kahein.	Recap of Dua - Cheenk aane par kahein.	Justified <input type="checkbox"/>
	English: a) Conversation questions1-5. b) Letters: Recap letter 'Yy-Zz' c) Rhymes: Recap d) Story: Recap of the story 'The Rabbit And The Tortoise' d) Story: Recap of the story 'The Rabbit And The Tortoise' f) Concepts - Recap	a) Conversation questions: Recap conversation question 1-5. b) Letters: Recap letter 'Yy-Zz' using black board and flex Refer. c) Rhymes: Recap of Rhymes with actions - Refer Rd pg. 7-9. d) Story: Recap of the story 'The Rabbit And The Tortoise', using models and Q/A. Refer Rd pg 20-21. e) Strokes - Recap of Curves - right and left. f) Concepts - Recap Hot x Cold by doing actions and practical demo.	Justified <input type="checkbox"/>
	Math: a) Numbers - Recap of Numbers '4-6' b) Slate Practice	a) Numbers - Recap of Numbers '4-6' with values, black board and flex. b) Slate Practice, Orals and shapes circle and triangle.	Justified <input type="checkbox"/>
	EVS: a) Recap of topic 'Vegetables' b) Recap colour 'Blue'.	a) Recap of topic 'Vegetables' by showing models and Q/A + picture reading. b) Recap colour 'Blue'.	Justified <input type="checkbox"/>
	Break time	Islamic etiquettes of eating.	Justified <input type="checkbox"/>
	Game: Indoor free play.	Indoor free play.	Justified <input type="checkbox"/>
	Activity: Teach the Vegetable Vocabulary	Hold up the first vegetable and chorus the word three times (e.g. "carrot, carrot, carrot"). Then pass the vegetable around the class, each student saying the name as they pass it. Do this for all of the vegetables.	Justified <input type="checkbox"/>
Home work: English: Picture reading Rd pg31-33. Math: Practice Numbers 4-6. E.V.S.: Picture reading Rd pg 2 and 3, 6 and 7.			

Teacher Assessment:

Smiley for today's involvement, learning and enjoyment of teacher and students.

With the best knowledge & Imaan, I rate my accomplishment today as



When	What	How	Workdone
Day 146 23 rd Feb	Deeniyat: Recap of Nuqte.	Recap of Nuqte.	Justified <input type="checkbox"/>
	English: a) Conversation questions 6-10. b) Recap colour 'Blue'. c) Rhymes: Recap d) Story: Recap e) Strokes - Recap f) Concepts - Recap Sit x Stand	a) Conversation questions: Recap conversation question 6 -10. b) Letters: Recap letter 'A- Z' using black board and flex Refer. c) Rhymes: Recap of Rhymes with actions - Refer Rd pg. 10-12. d) Story: Recap of the story 'Mittu The Parrot', using models and Q/A, Refer Rd pg 22-23. e) Strokes - Recap of strokes- Up and down and Down and up patterns. f) Concepts - Recap Sit x Stand by doing actions and practical demo.	Justified <input type="checkbox"/>
	Math: a) Numbers - Recap of Numbers '7-9' b) Slate Practice	a) Numbers - Recap of Numbers '7-9' with values, black board and flex. b) Slate Practice, Orals and shape square.	Justified <input type="checkbox"/>
	EVS: a) Recap of topic 'Clothes' b) Recap colour 'Pink'.	a) Recap of topic 'Clothes' by showing models and Q/A + picture reading. b) Recap colour 'Pink'.	Justified <input type="checkbox"/>
	Break time	Islamic etiquettes of eating.	Justified <input type="checkbox"/>
	Game: Play "The Missing Vegetable" and "Blindfold Touch"	Line all the vegetables up on a desk. Say "Close your eyes" and get everyone to cover and close their eyes. Take away one of the vegetables and hide it behind your back - everyone must open their eyes and shout out the missing vegetable. Play this until all of the vegetable vocabulary has been practiced. Keep the vegetables lined up on the desk. Take out a blindfold and model the activity - put on the blindfold then touch and feel one of the vegetables. Look confused and say the wrong word (e.g. touch a cabbage and say "Is it a carrot?"). Get the students to help you until you guess correctly. Then blindfold one student, turn him/her around 3 times and help him/her to go to the desk and touch/feel one vegetable and say what it is. Give all of the students a go.	Justified <input type="checkbox"/>

Teacher Assessment:

Smiley for today's involvement, learning and enjoyment of teacher and students.

With the best knowledge & Imaan, I rate my accomplishment today as



When	What	How	Workdone
Day 147 26 th Feb	Deeniyat: Recap of Nuqte.	Recap of Nuqte.	Justified <input type="checkbox"/>
	English: a) Conversation questions 6-10. b) Letters: Recap letter 'A-Z' c) Rhymes: Recap d) Story: Recap e) Strokes - Recap f) Concepts - Recap	a) Conversation questions: Recap conversation question 6-10. b) Letters: Recap letter 'A-Z' using black board and flex. c) Rhymes: Recap of Rhymes with actions - Refer Rd pg. 10-12. d) Story: Recap of the story 'Mittu The Parrot', using models and Q/A, Refer Rd pg 22-23. e) Strokes - Recap of strokes- Up and down and Down and up patterns. f) Concepts - Recap Open x Close by doing actions and practical demo.	Justified <input type="checkbox"/>
	Math: a) Numbers - Recap b) Slate Practice	a) Numbers - Recap of Numbers '7-9' with values, black board and flex. b) Slate Practice, Orals 11-20 and shapes Circle, Triangle and Square.	Justified <input type="checkbox"/>
	EVS: a) Recap of topic 'Clothes' b) Recap colour 'Pink'.	a) Recap of topic 'Clothes' by showing models and Q/A + picture reading. b) Recap colour 'Pink'.	Justified <input type="checkbox"/>
	Break time	Islamic etiquettes of eating.	Justified <input type="checkbox"/>
	Game: Musical Pass the Vegetable	Sit everyone in a circle, put on some music, and have everyone pass all of the vegetables around the circle (in the same direction). So the music will be playing and all of your vegetables will be going around the circle. Suddenly stop the music - the students holding the vegetables must shout out the name of the vegetable they are holding. The last person to shout out the correct word is out (and also remove their vegetable). Keep playing, with each round the last person going out. This should end with just 2 students passing two vegetables back and forth. It's a really fun game!	Justified <input type="checkbox"/>
Home work: Math: Practice Numbers 7-9. E.V.S.: Picture reading Rd pg 8 and 9.			
Teacher Assessment: Smiley for today's involvement, learning and enjoyment of teacher and students.			
With the best knowledge & Imaan, I rate my accomplishment today as <input type="checkbox"/> 10 <input type="checkbox"/>			

When	What	How	Workdone
Day 148 27 th Feb	Deeniyat: Recap of Hurf-e-Tahajji ا.ث	Recap of Hurf-e-Tahajji ا.ث	Justified <input type="checkbox"/>
	English: a) Conversation questions 11-14. b) Letters: Recap letter 'a-z' c) Rhymes: Recap d) Story: Recap e) Strokes - Recap f) Concepts - Recap Big x Small	a) Conversation questions: Recap conversation question 11 -14. b) Letters: Recap letter 'a-z' using black board and flex. c) Rhymes: Recap of Rhymes with actions - Refer Rd pg. 13-15. d) Story: Recap of the story 'The Rabbit and the Tortoise', using models and Q/A, Refer Rd pg 20-21. e) Strokes - Recap of Curves- Right open curve and left open curve. f) Concepts - Recap Big x Small by doing actions and practical demo.	Justified <input type="checkbox"/>
	Math: a) Numbers - Recap b) Recap of Shapes	a) Numbers - Recap of Number '10' with values, black board and flex. b) Recap of Shapes - Circle and counting 1-20.	Justified <input type="checkbox"/>
	EVS: a) Recap of topic 'Transport' b) Recap colour 'Yellow'.	a) Recap of topic 'Transport' by showing models and Q/A + picture reading. b) Recap colour 'Yellow'.	Justified <input type="checkbox"/>
	Break time	Islamic etiquettes of eating.	Justified <input type="checkbox"/>
	Game: Story Time	Get the story Book "The Farmer's Vegetables" . As you go through each page, point to the pictures and elicit each key word, and also make sure everyone is aware if the rabbit hiding in each picture, for example: Teacher: What is this? Students: Corn! Teacher: And what's missing? Students: Carrots! Teacher: And who's hiding here? Students: A rabbit! Get the students really involved in the story by asking lots of questions (e.g. eliciting colors, clothes and other objects) and try and get everyone to speculate why the vegetables keep disappearing.	Justified <input type="checkbox"/>
Home work: Math: Practice Number 10. E.V.S.: Picture reading Rd pg 12 and 13.			
Teacher Assessment: Smiley for today's involvement, learning and enjoyment of teacher and students.			
With the best knowledge & Imaan, I rate my accomplishment today as <input type="checkbox"/> 10 <input type="checkbox"/>			

When	What	How	Workdone
Day 149	Deeniyat: Recap of Hurf-e-Tahajji ح - ا .	Recap of Hurf-e-Tahajji ح - ا .	Justified <input type="checkbox"/>
	English: a) Conversation questions 11-14. b) Letters: Recap letter 'a-z' c) Rhymes: Recap d) Story: Recap e) Strokes - Recap f) Concepts - Recap	a) Conversation questions: Recap conversation question 11 -14. b) Letters: Recap letter 'a-z' using black board and flex. c) Rhymes: Recap of Rhymes with actions - Refer Rd pg. 15-17. d) Story: Recap of the story 'The Thirsty Crow', using models and Q/A, Refer Rd pg 18-19. e) Strokes - Recap of Curves- and Zig-Zag lines. f) Concepts - Recap Open x Close by doing actions and practical demo. https://youtu.be/hq3yfQnllfQ	Justified <input type="checkbox"/>
	Math: a) Numbers - Recap b) Recap of Shapes	a) Numbers - Recap of Numbers '1-5' with values, black board and flex. b) Recap of Shapes - Triangle and oral counting 1-10.	Justified <input type="checkbox"/>
	EVS: a) Recap of topic b) Recap colour 'Yellow'	a) Recap of topic 'Transport' by showing models and Q/A + picture reading. b) Recap colour 'Yellow'.	Justified <input type="checkbox"/>
	Break time	Islamic etiquettes of eating.	Justified <input type="checkbox"/>
28 th Feb	Game: Let's make Vegetable Soup"- Dramatic Play	You need a large cooking pot, ladle and some plastic/paper bowls and spoons. Say "I'm hungry. Let's make some soup!" (While rubbing your empty stomach). Take out the large pot and say "Let's cook vegetable soup! We need some vegetables". Model by taking one of your vegetable cut-outs from your craft basket - say "Yummy, I like (radish)" and put it into the pot and stir. Then say, "Hmm. We need some more vegetables". Invite each student to take some of their vegetables from their craft basket and put into the pot, saying "Yummy, I like ~". Keep stirring - you can also invite students to give the soup a stir. Finally, say "The soup is ready!". Get everyone to hold out their bowls and ladle in some imaginary soup. If some students refuse, this is fine - try and get them to say "I don't like vegetable soup". Then say "Let's eat!". Make lots of slurping noises and say things like "Yummy!" and "Delicious!" and encourage everyone else to do the same. You can even offer seconds! Finish off by getting everyone to retrieve their vegetable cut-outs from the pot and put back into their baskets.	Justified <input type="checkbox"/>

Teacher Assessment:

Smiley for today's involvement, learning and enjoyment of teacher and students.

With the best knowledge & Imaan, I rate my accomplishment today as

