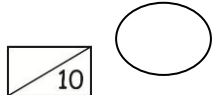
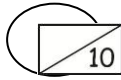
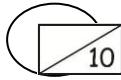


Day wise plan for the month of February 2018

Class - Play Group- Telangana


When	What		Workdone
Day 151 1 st Feb	Deeniyat: Recap of Sunnatein - Paani peene ki.	Recap of Sunnatein - Paani peene ki.	Justified <input type="checkbox"/>
	English: a) Conversation questions 5-8. b) Letters: Recap letter 'A-Z' c) Rhymes: Recap d) Story: Recap e) Strokes - Recap of Circle. f) Concepts - Recap Hot x Cold	a) Conversation questions: Recap conversation question 5-8. b) Letters: Recap letter 'A-Z' using black board and flex. c) Rhymes: Recap of Rhymes with actions - Refer Rd pg. no's 13-17. d) Story: Recap of Picture Talk through informal Q/A, Refer Rd pg 24. e) Strokes - Recap of Circle. f) Concepts - Recap Hot x Cold by doing actions and practical demo.	Justified <input type="checkbox"/>
	Math: a) Numbers - Recap of Numbers 1-10 b) Recap of Shapes	a) Numbers - Recap of Numbers 1-10 using black board and flex. b) Recap of Shapes - Triangle and Square	Justified <input type="checkbox"/>
	EVS: a) Recap of topic 'Domestic Animals' b) Recap colours Red and Blue.	a) Recap of topic 'Domestic Animals' by showing models and Q/A + picture reading. b) Recap colours Red and Blue.	Justified <input type="checkbox"/>
	Break time	Islamic etiquettes of eating.	Justified <input type="checkbox"/>
	Games: Buttermilk Painting	Have the children dip chalk into buttermilk and then draw on paper. This makes a great effect	Justified <input type="checkbox"/>
	Activity: Group Farm Theme Scene	In advance, cut out a large piece of paper to fit in the middle of the circle area. Draw a large barn on it. Discuss farm life. Give the children markers so that they can add to the scene during the discussion!.	Justified <input type="checkbox"/>
Home work: Math: Practice Numbers 1- 10. E.V.S.: Picture reading Rd pg 20.			
Teacher Assessment: Smiley for today's involvement, learning and enjoyment of teacher and students. With the best knowledge & Imaan, I rate my accomplishment today as <div style="float: right; margin-top: 10px;"> </div>			

When	What	How	Workdone
Day 152 2 nd Feb	Deeniyat:Recap of Kalima-e-Tayyebah with Tarjama.	Recap of Kalima-e-Tayyebah with Tarjama.	Justified <input type="checkbox"/>
	English: a) Conversation questions 1-5. b) Letters: Recap letter 'A-Z' c) Rhymes: Recap d) Story: Recap e) Strokes - Recap of Curves, Circle and Zig-Zag f) Concepts - Recap Hot x Cold	a) Conversation questions: Recap conversation question 1-5. b) Letters: Recap letter 'A-Z' using black board and flex. c) Rhymes: Recap of Rhymes with actions - Refer Rd pg. 1-9. d) Story: Recap of Picture Talk through informal Q/A, Refer Rd pg 24. e) Strokes - Recap of strokes Curves, Circle and Zig-Zag lines. f) Concepts - Recap Hot x Cold by doing actions and practical demo.	Justified <input type="checkbox"/>
	Math: a) Numbers - Recap of Numbers 1-10 b) Recap of Shapes c) Oral counting 1-20.	a) Numbers - Recap of Numbers 1-10 using black board and flex. b) Recap of Shapes - Square and Circle. c) Oral counting 1-20.	Justified <input type="checkbox"/>
	EVS: a) Recap of topic 'Domestic Animals' b) Recap colours Green and Yellow.	a) Recap of topic 'Birds' by showing models and Q/A + picture reading. b)Recap of colours Green and Yellow.	Justified <input type="checkbox"/>
	Break time	Islamic etiquettes of eating.	Justified <input type="checkbox"/>
	Games: Farm Stand	Turn your dramatic play area into a stand by providing shopping baskets, plastic fruits and vegetables, a cash register and play money, grocery bags, paper, pencils (for shopping lists), etc.	Justified <input type="checkbox"/>
	Activity: Cotton Ball Sheep	Materials: Black paper, cotton balls, googly eyes Cool looking sheep	Justified <input type="checkbox"/>
Home work: English: Picture reading Rd pg 26-30. Math: Practice Numbers 1- 10. E.V.S.: Picture reading Rd pg 22.			
Teacher Assessment: Smiley for today's involvement, learning and enjoyment of teacher and students. <div style="text-align: right;">  </div>			
With the best knowledge & Imaan, I rate my accomplishment today as			

When	What	How	Workdone
Day 153 5 th Feb	Deeniyat:Recap of Islaami Maloomat - Sawalaat 1-4.	Recap of Islaami Maloomat - Sawalaat 1-4.	Justified <input type="checkbox"/>
	English: a) Conversation questions 1-14. b) Letters: Recap letter 'a-z' c) Rhymes: Recap d) Story: Recap e) Strokes - Recap of storks, curves, Circle and Zig-Zag lines. f) Concepts - Recap Hot x Cold	a) Conversation questions: Recap conversation question 1-14. b) Letters: Recap letter 'a-z' using black board and flex Refer Rd pg. 31-33. c) Rhymes: Recap of Rhymes with actions - Refer Rd pg. 1-17. d) Story: Recap of the stories and picture talk, Ref: Rd pg no's 18-24. e) Strokes - Recap of storks, curves, Circle and Zig-Zag lines. f) Concepts - Recap Hot x Cold by doing actions and practical demo.	Justified <input type="checkbox"/>
	Math: a) Numbers - Recap of Numbers 1-10 b) Recap of Shapes c) Oral counting 1-20.	a) Numbers - Recap of Numbers 1-10 using black board and flex. b) Recap of Shapes. c) Oral counting 1-20.	Justified <input type="checkbox"/>
	EVS:) Recap of topic 'Domestic Animals' b) Recap colours Pink and Blank	a) Recap of topic 'Flowers' by showing models and Q/A + picture reading. b)Recap of colour Pink and Blank.	Justified <input type="checkbox"/>
	Break time	Islamic etiquettes of eating.	Justified <input type="checkbox"/>
	Game: Measure and Compare	Place different fruits and vegetables at the manipulative table for the children to explore. Provide large trays (such as cookie sheets) and tape measures and rulers. Show the children how to use them. Let them explore the fruits and vegetables and encourage them to measure and to sort them by color, size, etc. EXTENSION: Add a scale for the children to weigh the fruits and vegetables and discuss the results. EXTENSION: Cut open the fruits and vegetables after they have had a few days to explore the outsides. Now they can check out the insides as well!	Justified <input type="checkbox"/>
	Activity: YARN COLLAGE	Provide different colors and lengths of yarn. Explain that wool yarn is made from sheep's fur! They can make some great collages by gluing the yarn on paper.	Justified <input type="checkbox"/>
Home work:Math: Practice Numbers 1- 10. E.V.S.: Picture reading Rd pg 24.			
Teacher Assessment: Smiley for today's involvement, learning and enjoyment of teacher and students.			
With the best knowledge & Imaan, I rate my accomplishment today as			

When	What	How	Work done
Day 154 To 163	6 th February 2018 To 18 th February 2018	Revision of SA2 Portion Refer Revision Booklet.	Justified <input type="checkbox"/>

Teacher Assessment:


Smiley for today's involvement, learning and enjoyment of teacher and students. 

With the best knowledge & Imaan, I rate my accomplishment today as



When	What	How	Work done
Day 164 19 th and 20 th Feb	Checking and Dispatch of book to students. Issue of SA2 Hall Ticket.	Checking and Dispatch of book to students. Issue of SA2 Hall Ticket.	Justified <input type="checkbox"/>

Teacher Assessment:

Smiley for today's involvement, learning and enjoyment of teacher and students. 

With the best knowledge & Imaan, I rate my accomplishment today as



All the best for SA2

Note: Tentative Dates of SA2 Exams

SA2 Exams TIME TABLE

Date	Day	Subject
5 th March 2018	Monday	English-Letters + strokes + recognition
6 th March 2018	Tuesday	English-Rhymes & Stories Q/A
7 th March 2018	Wednesday	English-Conversation Q/A + Concepts + Deeniyath
8 th March 2018	Thursday	Maths - practical counting + shapes
9 th March 2018	Friday	Maths - Oral counting + number recognition
12 th March 2018	Monday	E.V.S- Themes recognition + oral Q/A and colouring

1st to 3rd March - Preparation for Activity Show

4th March - Sunday - Activity show (Tentative Dates)

**15th / 16th / 17th March - PP II -
Graduation Ceremony (Tentative Dates)**

20 March 2018 - SA2 Result - P.T.M.