

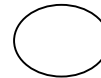
Day wise plan for the month of April 2018

Class - PP I - Delhi

When	What	How	Workdone
Day 1 to Day 3 4 th - 6 th April	Deeniyat - Welcoming the toddlers.	Welcoming the toddlers and make them comfortable with the new environment of classroom How to greet: "As-SalaamuAlaikum"	Justified <input type="checkbox"/>
	English:	Set up three of four Activity centers. 1. Kids will do the activities along with the parents for first three days. 2. Teacher will interact with parents and child, noting details, making an observation record. A. Block play - some plastic cups, spoons, paper plate and ice cream sticks. B. Crayons - white paper and colour paper. C. Clay - mould, roller - pin.	Justified <input type="checkbox"/>
	Break time	Islamic etiquette of eating and practical demo. How To Eat: Wash hands. Eat with your right hand. Say Bismillah before eating How to drink water: Sit down with the glass. Say Bismillah. Drink water in small gulps. Say Alhumdulillah after drinking.	Justified <input type="checkbox"/>
	Games: Free play with toys.	By engaging children in indoor free play and talking about each toy.	Justified <input type="checkbox"/>

Teacher Assessment:

Smiley for today's involvement, learning and enjoyment of teacher and students.



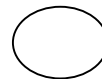
With the best knowledge & Imaan, I rate my accomplishment today as



When	What	How	Workdone
Day 4 - 5 7 th and 9 th April	Deeniyat: Islamic greeting As-SalaamuAlaikum	Islamic greeting As-SalaamuAlaikum!	Justified <input type="checkbox"/>
	English	D. Fine motor activities - lacing work, pipe cleaner, peg boards (puzzles). * Getting your favourite toy and play with your friends. (Free play 30min) * Get your favourite story book or picture book and share with your peers.	Justified <input type="checkbox"/>
	Break time	Islamic etiquette of eating and practical demo. How To Eat: Wash hands. Eat with your right hand. Say Bismillah before eating How to drink water: Sit down with the glass. Say Bismillah. Drink water on small gulps. Say Alhumdulillah after drinking	Justified <input type="checkbox"/>
	Activity: Paper tearing and crushing.	Paper tearing and crushing - Provide old news papers to the students and allow them to do tearing and crushing.	Justified <input type="checkbox"/>

Teacher Assessment:

Smiley for today's involvement, learning and enjoyment of teacher and students.

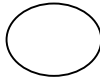


With the best knowledge & Imaan, I rate my accomplishment today as



When	What	How	Work done
Day 6 10 th April Tue	Deeniyat: a) Assembly time Deeniyat. b) Introduction of hamd.	a) Introduction of hamd, Refer Rd pg no.1.	Justified <input type="checkbox"/>
	English: a) Conversation question. Introduction Q. 1.	a) Introduction Con Q:1: What is your name? b) Introduction of Standing line, (blackboard work and slate practice).	Justified <input type="checkbox"/>
	Math: a) Pre math skills - Matching. b) Introduction of numbers.	Practical activity: Matching books to books, crayons to crayons etc. b) Introduction of number oral counting 1-5.	Justified <input type="checkbox"/>
	E.V.S.: Me-Myself (Note: Topic not in book but we can include it in our day wise.)	Name game to get familiar with names of each other. Welcome Song Good Morning to you, Good Morning to you, Good Morning dear friends, It's nice to see YOU! Good Morning to (child's name) Good Morning to (child's name) It's nice to see YOU!	Justified <input type="checkbox"/>
	Urdu: Introduction of huroof ۱.	Introduction of huroof ۱ Rd pg 1, with objects Angoor, and anar using black board, chart, flash card and book.	Justified <input type="checkbox"/>
	Activity	Sand paper tracing: standing line. Walking on a standing line balancing one book on head. My art book 'B' pg 34, princess crown activity.	Justified <input type="checkbox"/>
	Break time	Islamic etiquette of eating and practical demo. How To Eat: Wash hands. Eat with your right hand. Say Bismillah before eating How to drink water: Sit down with the glass. Say Bismillah. Drink water on small gulps. Say Alhumdulillah after drinking	Justified <input type="checkbox"/>
	Freeplay/Games	-	Justified <input type="checkbox"/>
	Stories	-	Justified <input type="checkbox"/>
Rhymes	-	Justified <input type="checkbox"/>	

Teacher Assessment:

Smiley for today's involvement, learning and enjoyment of teacher and students. 

With the best knowledge & Imaan, I rate my accomplishment today as



When	What	How	Work done
Day 7 11 th April Wed	Deeniyat: Islamic greeting As-Salaamu Alaikum	Welcoming the toddlers and make them comfortable with the new environment of classroom. How to greet: "Assalamwalekum"	Justified <input type="checkbox"/>
	English: a) Introduction of rhyme. b) Activity book.	a) Introduction of rhymes 'Allah knows', rhymes book-pg. 1. b) AB-pg: 1. c) Recap con Q 1. d) Standing line.	Justified <input type="checkbox"/>
	Math: Pre math skills- Sorting and grouping.	a) Math Rd pg 4 & 5.	Justified <input type="checkbox"/>
	E.V.S.: Me-Myself (Note: Topic not in book but we can include it in our day wise.)	All boys form a group, all girls form a group. Make a tall child lie down on a newspaper, draw the outline and cut it. Same way do it with the short child. Paste both the cut outs on the bulletin board and compare. He/she is tall. He/she is short.	Justified <input type="checkbox"/>
	Urdu: Slate practice of huroof 'I'	Slate practice of huroof 'I'	Justified <input type="checkbox"/>
	Break time	Islamic etiquette of eating and practical demo. How To Eat: Wash hands. Eat with your right hand. Say Bismillah before eating How to drink water: Sit down with the glass. Say Bismillah. Drink water on small gulps. Say Alhumdulillah after drinking	
	Story:	"The lion and the mouse" - activity my art cart book "B" pg 35.	

Teacher Assessment:

Smiley for today's involvement, learning and enjoyment of teacher and students.



With the best knowledge & Imaan, I rate my accomplishment today as



When	What	How	Work done
Day 8 12 th April Thur	Assembly time. Deeniyat: Islamic greeting As-Salaamu Alaikum	Welcoming the toddlers and make them comfortable with the new environment of classroom. How to greet: "Assalamwalekum"	Justified <input type="checkbox"/>
	English: a) standing line. b) Introduction opposites.	Recap con Q 1. a) PB: pg- 1-Standing line. b) Introduction opposites, big and small.	Justified <input type="checkbox"/>
	Math: Strokes- Standing line,	a) Recap of oral counting 1-5, b) Standing line and sleeping line. c) Rd pg 1.	Justified <input type="checkbox"/>
	E.V.S: Introduction of the topic, "My body".	Con Q1: who made the body parts? EVS reader pg - 2,3. Give me five activity. Give Me Five. (Getting student's attention, Hold up 1 finger as you say each rule. You'll soon find your students reciting these with you.) Eyes are watching Ears are listening Mouth is quiet Hands are to myself Hearts are caring. Involve students and talk about the Body parts and its functions.	Justified <input type="checkbox"/>
	Hindi: Introduction of अ	Introduction of अ Rd pg 1.	Justified <input type="checkbox"/>
	Urdu: Recap of huroof ا	a) Trace and write huroof ا. b) Rd pg 1 (half page).	Justified <input type="checkbox"/>
	Activity Math: Pre math skills- Sorting and grouping.	Practical activity. Vegetable and fruits sorting by putting them in appropriate boxes. Put all books at one place, crayons in one box.	Justified <input type="checkbox"/>
Break time	Islamic etiquette of eating and practical demo. How To Eat: Wash hands. Eat with your right hand. Say Bismillah before eating How to drink water: Sit down with the glass. Say Bismillah. Drink water on small gulps. Say Alhumdulillah after drinking		
Homework: English: PB pg 1 (half page) Urdu: Do Rd pg 1 (half page)			

Teacher Assessment:

Smiley for today's involvement, learning and enjoyment of teacher and students.


With the best knowledge & Imaan, I rate my accomplishment today as




Note: Continue the sunnat of eating etiquettes as discussed in break time every day.

When	What	How	Work done
Day 9 13 th April Fri	Deeniyat: Islamic greeting As-Salaamu Alaikum and introduction of salaam ka jawaab.	Welcoming the toddlers and make them comfortable with the new environment of classroom. How to greet: "Assalamwalekum" and its response "Walekumassalam"	Justified <input type="checkbox"/>
	English: Introduction Q.2. Sleeping line.	a) Conversation Q.2. How are you? Rd pg 6. Walking on a sleeping line from left to right. Group work: children of each group will hold hands and walk on the sleeping line and keep humming this is a sleeping line, sleeping line, sleeping line. Sand paper tracing.	Justified <input type="checkbox"/>
	Activity: Outdoor play. Math: Introduction of circle.	Outdoor play: Let's form a big circle (holding hands apart) and small circle (holding hands and coming closer). Note: Draw a big circle and a small circle on the ground before you play this game. Introduction of circle through rhyme. I go round and round, round and round I have no sides And I have no corners I am a circle.	
	Math: Shape : circle	Board work. Practically showing different objects. Slate practice: Draw a circle.	Justified <input type="checkbox"/>
	Hindi: Recap of अ	Recap of अ slate practice.	

Teacher Assessment:


Smiley for today's involvement, learning and enjoyment of teacher and students. 

With the best knowledge & Imaan, I rate my accomplishment today as 

Note: 14th April 2018 – 2nd Saturday Holiday – Dr. Ambedkar Jayanti.

When	What	How	Work done
Day 10 16 th April Mon	Deeniyat: Introduction of Taawwuz.	Introduction of Taawwuz with tajweed.	Justified <input type="checkbox"/>
	English: Sleeping line.	Slate practice of sleeping line. b) Activity book pg 2.	Justified <input type="checkbox"/>
	Math: a) Activity book pg 51. Comparison: Introduction of Big and small.	a) Activity book pg 51. Repeat the day 10 activity. Practically showing objects- big and small. Drawing in the air-big circle and small circle. Imagine blowing a small balloon and keep blowing to make it big. Action: Like holding a balloon in between your hands and blowing it, keep moving your hands wider). Note: At the end you can pretend with kids that it's become so big that it blasts. (Action: Get the hands closer and clap as well as make a POP sound).	Justified <input type="checkbox"/>
	E.V.S: Recap My body. Q. 1 to 3.	EVS reader Pg- 1 to 3. Con Q 1: Who made the body parts? Con Q 2: How many eyes do you have? Con Q 3: How many ears do you have?	Justified <input type="checkbox"/>
	Freeplay/game:	Make standing line and sleeping lines with the help of ice-cream sticks and straws.	Justified <input type="checkbox"/>
	Urdu: a) Recap of huroof ا b) Introduction of huroof ب	a) Recap of huroof ا b) Introduction of huroof ب with objects Basta and Bus, using black board, flash card and books.	Justified <input type="checkbox"/>

Teacher Assessment:

Smiley for today's involvement, learning and enjoyment of teacher and students. 

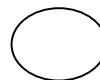
With the best knowledge & Imaan, I rate my accomplishment today as

10

When	What	How	Work done
Day 11 17 th April Tue	Deeniyat: Introduction of Tasmiyah.	Make the children repeat Tasmiyah with tajweed.	Justified <input type="checkbox"/>
	English: Recap of standing and sleeping line.	a) Recap of standing and sleeping line. b) PB pg 2 (half page).	Justified <input type="checkbox"/>
	Math: Recap number: 1. Activity book pg 56.	Practical learning. Clap one time, Jump one time, stamp your foot one time. Can play simon says game too. Point out one finger: index finger. Get one book, give me one crayon/pencil. Draw one circle in the air. Activity book pg 56 (finger tip printing). Note: use only 1 colour - yellow.	Justified <input type="checkbox"/>
	E.V.S: Recap My body, Q.4-6.	EVS reader Pg- 3 picture reading by students. Con Q 4: What do you do with your nose? Con Q 5: How many fingers do you have? Con Q 6: How many hands do you have?	Justified <input type="checkbox"/>
	Hindi: Recap of अरि slate practice.	a) Recap of अरि b) Slate practice.	Justified <input type="checkbox"/>
	Urdu: Slate practice.	Slate practice of huroof ہ	Justified <input type="checkbox"/>
	Activity: Math: Introduction of number: 1. E.V.S: Recap of My body activity.	Math: Practical learning. Clap one time, Jump one time, stamp your foot one time. Can play simon says game too. Pointing out one finger: index finger. Get one book, give me one crayon/pencil. Draw one circle in the air. Slate work. EVS: My art cart book 'B'. Pg: 28 - Hairy hair.	
Homework: English PB pg 2. (half page).			



Teacher Assessment:

Smiley for today's involvement, learning and enjoyment of teacher and students.



With the best knowledge & Imaan, I rate my accomplishment today as



When	What	How	Work done
Day 12 18 th April Wed	Deeniyat: Recap of Taawwuz and Tasmiya.	Make the children repeat Taawwuz and Tasmiya with tajweed.	Justified <input type="checkbox"/>
	English: Recap standing line and sleeping line.	Recap standing line and sleeping line. Slate practice. Ice cream stick activities.	Justified <input type="checkbox"/>
	Math: a) Recap Strokes. b) Rd pg 11.	a) Recap Strokes b) Trace and write number 1.	Justified <input type="checkbox"/>
	E.V.S: Recap My body. b) Rd pg 6.	a) Match the body parts pg no. 6. b) Activity book pg. 75 (colouring).	Justified <input type="checkbox"/>
	Hindi: Recap of Akshar अ	Recap of Akshar अ with two rhyming line.	Justified <input type="checkbox"/>
	Urdu: Recap of huroof ہ	a) Recap of huroof ہ b) Trace and write ہ Rd pg no 2 (half page).	Justified <input type="checkbox"/>
	Freeplay/games	Out door play.	Justified <input type="checkbox"/>
	Stories: Introduction of 'Allah is a Provider'	Introduction of 'Allah is a Provider' Rd pg no....	Justified <input type="checkbox"/>
Homework: Math: Rd pg no.12. Urdu: Rd pg no. 2.			
Teacher Assessment:			
Smiley for today's involvement, learning and enjoyment of teacher and students. 			
With the best knowledge & Imaan, I rate my accomplishment today as 			

When	What	How	Work done
Day 13 19 th April Thur	Deeniyat: Assembly time deeniyat hamd.	Assembly time deeniyat hamd, Refer Rd pg 1.	Justified <input type="checkbox"/>
	English: a) Introduction of slanting line- Right to left.	Sand paper tracing. Outdoor play: sliding on the slide like like a slanting line, there we go up to down. Body movement: hand position like a slanting line. Slate practice - strokes.	Justified <input type="checkbox"/>
	Math: Recap number: 1. Rd: pg-2.	a) Slate practice - standing and sleeping lines. b) Rd pg 2 - Slanting lines.	Justified <input type="checkbox"/>
	E.V.S: Recap My body.	Make a log book of each child. Log book: Stable about 10 light colour papers (half the size of A4 paper). We will keep pasting in the log office as per the topics.	Justified <input type="checkbox"/>
	Hindi: Introduction of akshar आ	a) Recap of akshar आ b) Introduction of akshar आ using flash card, real objects and black board. c) Rd pg 2.	Justified <input type="checkbox"/>
	Urdu: a) Recao of huroof. b) Introduction of huroof پ	a) Recao of huroof پ - ۱. b) Introduction of huroof پ with objects patang, black board, chart, flash card and books. Rd pg 3.	Justified <input type="checkbox"/>
	Activity:	Sand paper tracing of strokes.	Justified <input type="checkbox"/>
	Freeplay/game	Outdoor play in the ground.	Justified <input type="checkbox"/>

Teacher Assessment:

Smiley for today's involvement, learning and enjoyment of teacher and students.



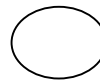
With the best knowledge & Imaan, I rate my accomplishment today as



When	What	How	Work done
Day 14 20 th April Fri	Deeniyat: Introduction of Nuqte.	Make the children learn about complete sabaq of Nuqte.	Justified <input type="checkbox"/>
	English: a) Introduction of conversation Q. 3. b) Recap slanting line. Right to left.	a) Recap of conversation Q.1-2. b) Introduction of conversation Q. 3. Activity book pg-3. (Tracing).	Justified <input type="checkbox"/>
	Math: a) Introduction of number: 2. b) Rd pg no.2.	Practical learning. Clap two times, Jump two times, stamp your foot two times. Can play simon says game too. Pointing out two finger: index finger and middle finger. Get two books, give me two crayons/pencils. Draw two circles in the air. Slate practice. b) Rd pg no.2 - curves.	Justified <input type="checkbox"/>
	Hindi: Recap.	Recap of akshar अ - आ with two rhyming line.	Justified <input type="checkbox"/>
	Activity	Introduction of number 2. a) Board work b) Showing to object c) Make a big cut out of number "2" with black chart paper and paste it on a big card board, laminate it. get a small car and let children make the car run over number 2 in the correct pattern.	Justified <input type="checkbox"/>
Homework: Math Rd pg 3.			

Teacher Assessment:

Smiley for today's involvement, learning and enjoyment of teacher and students.



With the best knowledge & Imaan, I rate my accomplishment today as



When	What	How	Work done
Day 15 21 st April sat	Deeniyat: Recap of nuqte.	Make the children learn about complete sabaq of Nuqte.	Justified <input type="checkbox"/>
	Math: a) Recap number 2. b) Activity book Pg no. 57. c) Rd pg no. 6.	a) Activity book pg 57. (Tracing and colouring number 2). b) Comparison: Big x Small, Rd pg 6.	
	E.V.S: Introduction of topic: Our food.	Introduction through food song -do you like apples... https://www.youtube.com/watch?v=UaqISEs_uj0 Reader pg: 4 and 5. Can add the food items in the reader. Do you like chappatis, Yes, I like cahapatis? Do you like noodles? No, I don't like noodles and so on... I like only healthy food because healthy food makes us strong.	Justified <input type="checkbox"/>
	Hindi: Recap of akshar अ - आ	a) Recap of akshar अ - आ with rhyming line, Rd pg 1-2. b) Slate practice.	Justified <input type="checkbox"/>
	Urdu: Slate practice.	Slate practice of huroof ہ	Justified <input type="checkbox"/>
	Activity: Math number 2 and EVS. Recap My body.	Practical learning. Clap two times, Jump two times, stamp your foot two times. Can play simon says game too. Pointing out two finger: index finger and middle finger. Get two books, give me two crayons/pencils. Draw two circles in the air.	Justified <input type="checkbox"/>
	Rhymes: Introduction of rhyme 'Come and play'	a) Introduction of rhyme 'Come and play' Rd pg 2. b) Recap of 'Allah knows'.	

Teacher Assessment:

Smiley for today's involvement, learning and enjoyment of teacher and students.



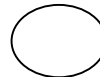
With the best knowledge & Imaan, I rate my accomplishment today as



When	What	How	Work done
Day 16 23 rd April Mon	Deeniyat: Introduction of kahaane se pehle ki dua with tarjama.	Make the children recite the kahaane se pehle ki dua with tarjama.	Justified <input type="checkbox"/>
	English: slanting line.	a) Slate practice and book work. b) Slanting line - right to left, PB pg: 3 (half page).	Justified <input type="checkbox"/>
	Math: Recap number 2. Rd pg:13.	Rd pg 13 - Trace and write number.2.	
	E.V.S: recap Our food. b) Rd pg 7.	Repeat the activity done a day before. Con Q 7: What do you usually take in your breakfast? Con Q 8: Which is your favourite food? b) Circle the healthy food Rd pg 7.	Justified <input type="checkbox"/>
	Urdu: Recap of huroof ہ	Recap of huroof ہ Trace and write Pg no. 3.	Justified <input type="checkbox"/>
	Activity and freeplay	My Art Cart book "B" Pasting slanting line cut out in the rainbow, Pg 24.	Justified <input type="checkbox"/>
	Homework: Math: Rd pg. 14. English: PB pg. 3. Urdu: Rd pg 3.		

Teacher Assessment:

Smiley for today's involvement, learning and enjoyment of teacher and students.



With the best knowledge & Imaan, I rate my accomplishment today as



When	What	How	Work done
Day 17 24 th April Tue	Deeniyat: Recap of kahaane se pehle ki dua with tarjama.	Make the children recite the kahaane se pehle ki dua with tarjama.	Justified <input type="checkbox"/>
	English: Introduction of left to right slanting line.	Recap of standing, sleeping and slanting line. b) Introduction of left to right slanting line. c) Slate practice.	Justified <input type="checkbox"/>
	Math: Recap of 1-2.	a) Recap of strokes. b) Slate practice of number 1-2. c) Recap of oral counting 1-5.	
	E.V.S: a) recap Our food. b) Activity book pg 76.	Repeat the activity done a day before. Con Q 7: What do you usually take in your breakfast? Con Q 8: Which is your favourite food? b) Activity book pg 76 - colouring.	Justified <input type="checkbox"/>
	Hindi: Slate practice of akshar अ-आ	Identification and slate practice of अ-आ with two rhyming lines, Rd pg 1-2.	Justified <input type="checkbox"/>
	Urdu: Introduction of huroof ا	Introduction of huroof ا using objects and picture card of titly, tara, etc.	Justified <input type="checkbox"/>
Activity: Math Recap 1 and 2.	Recapitulation game: Draw two big circles. Write number 1 in one circle and number 2 in other circle. Method: Divide the children into 2 /3/ 4 groups. Let children stand on a sleeping line in a row. Give them the instructions: "When I say no 1, you have to run to circle, jump 1 time standing in the circle and shout 1; when I say no 2, you have to run to the circle and jump two times and shout 2.		



Teacher Assessment:

Smiley for today's involvement, learning and enjoyment of teacher and students.



With the best knowledge & Imaan, I rate my accomplishment today as

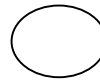


When	What	How	Work done
Day 18 25 th April Wed	Deeniyat: Introduction of huroof-e-tahajji ا ب	Introduction of huroof-e-tahajji ا ب with tajweed and correct pronunciation.	Justified <input type="checkbox"/>
	English: Recap of strokes.	a) Recap of strokes. b) Activity book pg. 4 (Tracing and left to right slanting line).	Justified <input type="checkbox"/>
	Math: a) Introduction of oral counting 6-10. b) Introduction of number 3.	a) Recap of oral counting 1-10. b) Introduction of number 3 by using flash card, blackboard and object.	Justified <input type="checkbox"/>
	E.V.S: recap Our food	Picture reading pg- 4 & 5 by students. Con Q: 9 Which sweet dish is prepared on Eid ul Fitr?	Justified <input type="checkbox"/>
	Hindi: Slate practice.	Slate practice of अ - अ two rhyming line.	Justified <input type="checkbox"/>
	Urdu: Slate practice.	Slate practice of huroof ا	Justified <input type="checkbox"/>
	Stories: Recap story 'Allah is the provider'.	Recap story 'Allah is the provider'.	Justified <input type="checkbox"/>
<p>Teacher Assessment:</p> <p>Smiley for today's involvement, learning and enjoyment of teacher and students. </p> <p>With the best knowledge & Imaan, I rate my accomplishment today as </p>			

When	What	How	Work done
Day 19 26 th April Thu	Deeniyat: Recap of huroof-e-tahajji ا.ب	Recap of huroof-e-tahajji ا.ب with tajweed and correct pronunciation.	Justified <input type="checkbox"/>
	English: a) Recap of strokes. b) PB pg 4.	a) Recap of strokes standing, sleeping, left to right slating line. b) Trace the Slanting line PB pg 4 (half page).	Justified <input type="checkbox"/>
	Math: Activity book pg 58.	Activity book pg 58 tracing and thumb printing three strawberries using red colour.	Justified <input type="checkbox"/>
	E.V.S.: Introduction of colour 'RED'	Picture reading pg- 4 & 5 by students. Con Q: 10 What will you say before you start eating food. b) Introduction of colour 'RED' using objects in the class room. c) Activity book Pg 99.	Justified <input type="checkbox"/>
	Hindi: Introduction of akshar ऋ	a) Recap of akshar अ - आ b) Introduction of akshar ऋ using flash card, black board, real object, etc.	Justified <input type="checkbox"/>
	Urdu: Recap of huroof ت	Trace and write huroof ت Rd pg 4.	Justified <input type="checkbox"/>
	Activity: math.	Use three colours for the page. Trace number 3 with first colour, strawberry with second (red) colour, third (green) colour for leaves. Keep interacting with the child : "how many colours are you using now?"	Justified <input type="checkbox"/>
Homework: English: PB Pg 4. Urdu: Rd pg 4.			

Teacher Assessment:

Smiley for today's involvement, learning and enjoyment of teacher and students.



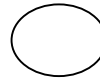
With the best knowledge & Imaan, I rate my accomplishment today as



When	What	How	Work done
Day 20 27 th April Fri	Deeniyat: Introduction of huroof-e-tahajji ت . ث with tajweed and correct pronunciation.	Introduction of huroof-e-tahajji ت . ث with tajweed and correct pronunciation.	Justified <input type="checkbox"/>
	English: a) Introduction of zig-zag lines. b) Introduction of conversation Q.4.	a) Introduction of zig-zag lines. b) Introduction of conversation Q.4. What do you say when you meet someone? c) Slate practice of strokes.	Justified <input type="checkbox"/>
	Math: Recap of number 3.	Trace and write number 3, Rd pg 15.	Justified <input type="checkbox"/>
	Hindi: Recap of rhyme ङ	Recap of rhyme ङ with two rhyming lines.	Justified <input type="checkbox"/>
	Activity Math: Number 3.	Clay molding: Make number 3. Cut outs of curves, to make a 3.	Justified <input type="checkbox"/>
Homework: parent - teacher collaboration: Get 3 small rotis/sandwiches in the snack box. Math: Rd pg 16.			

Teacher Assessment:

Smiley for today's involvement, learning and enjoyment of teacher and students.



With the best knowledge & Imaan, I rate my accomplishment today as



Note: 28th April 2018 - Mother's Day and 'Red Day'

When	What	How	Work done
Day 21 28 th April Sat	Mother's together and RED day		Justified <input type="checkbox"/>

Teacher Assessment:

Smiley for today's involvement, learning and enjoyment of teacher and students.



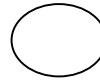
With the best knowledge & Imaan, I rate my accomplishment today as

 10

When	What	How	Work done
Day 22 30 th April Mon	Deeniyat: Introduction of suratul faitha ayaat no 1-2.	Introduction of suratul faitha ayaat no 1-2 with tajweed and correct pronunciation.	Justified <input type="checkbox"/>
	English: Recap of strokes b) Activity book pg 5.	a) Recap of strokes through slate practice. b) Activity book pg 5 (tracing).	Justified <input type="checkbox"/>
	Math: Recap.	Oral counting number 1-10. b) Slate practice number 1-3.	Justified <input type="checkbox"/>
	E.V.S.: Recap of red colour.	Recap of topics Mybody and our food and red colour, Ref EVS Rd.	Justified <input type="checkbox"/>
	Urdu: a) Recap of ا ب ت b) Introduction of ت	a) Recap of huroof ا ب ت with flash card. b) Introduction of ت real object like tamata, topi and picture card.	Justified <input type="checkbox"/>
	Free play and Activity:	Draw big circles and write 1-3 in it. keep some objects ready. When the facilitator shows flash card of number 1 to a particular child, the child identifies the number, says loudly number 1 and goes and places 1 object in the circle. Play this number identification and value game with the children.	

Teacher Assessment:

Smiley for today's involvement, learning and enjoyment of teacher and students.



With the best knowledge & Imaan, I rate my accomplishment today as

