



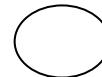
Day wise plan for the month of April 2018

Class - PP II - Delhi

| When | What | How | Workdone |
|---|---|---|---------------------------------------|
| Day 1 to Day 3 4 th - 6 th April | Deeniyat - Welcoming the toddlers. | Welcoming the toddlers and make them comfortable with the new environment of classroom How to greet: "As-SalaamuAlaikum" | Justified <input type="checkbox"/> |
| | English: | Set up three of four Activity centers. 1. Kids will do the activities along with the parents for first three days. 2. Teacher will interact with parents and child, noting details, making an observation record. A. Block play - some plastic cups, spoons, paper plate and ice cream sticks. B. Crayons - white paper and colour paper. C. Clay - mould, roller - pin. | Justified <input type="checkbox"/> |
| | Break time | Islamic etiquette of eating and practical demo. How To Eat: Wash hands. Eat with your right hand. Say Bismillah before eating How to drink water: Sit down with the glass. Say Bismillah. Drink water in small gulps. Say Alhumdulillah after drinking. | Justified <input type="checkbox"/> |
| | Games: Free play with toys. | By engaging children in indoor free play and talking about each toy. | Justified <input type="checkbox"/> |

Teacher Assessment:

Smiley for today's involvement, learning and enjoyment of teacher and students.



With the best knowledge & Imaan, I rate my accomplishment today as



| When | What | How | Workdone |
|---|---|---|---------------------------------------|
| Day 4 - 5 7 th and 9 th April | Deeniyat: Islamic greeting As-SalaamuAlaikum | Islamic greeting As-SalaamuAlaikum! | Justified <input type="checkbox"/> |
| | English | D. Fine motor activities - lacing work, pipe cleaner, peg boards (puzzles). * Getting your favourite toy and play with your friends. (Free play 30min) * Get your favourite story book or picture book and share with your peers. | Justified <input type="checkbox"/> |
| | Break time | Islamic etiquette of eating and practical demo. How To Eat: Wash hands. Eat with your right hand. Say Bismillah before eating How to drink water: Sit down with the glass. Say Bismillah. Drink water in small gulps. Say Alhumdulillah after drinking. | Justified <input type="checkbox"/> |
| | Activity: Paper tearing and crushing. | Paper tearing and crushing - Provide old news papers to the students and allow them to do tearing and crushing. | Justified <input type="checkbox"/> |



Teacher Assessment:

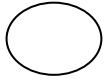

Smiley for today's involvement, learning and enjoyment of teacher and students.



With the best knowledge & Imaan, I rate my accomplishment today as





| When | What | How | Work done |
|---|---|--|---------------------------------------|
| Day 6 10 th April Tue | Deeniyat: Islamic greeting As-SalaamuAlaikum | Welcoming the toddlers and make them comfortable with the new environment of classroom. How to greet: "Assalamualaikum" | Justified <input type="checkbox"/> |
| | English: a) Conversation questions: introduction Q no - 1 and 2. b) Identification of curves. | a) Intro Conversation questions 1 and 2. Q1. What do you say when you meet someone? Q2. What is your name? d) By using slates and chalks - practice strokes and letters. | Justified <input type="checkbox"/> |
| | Math: Oral counting of numbers 1-10. b) Comparison: Big and Small. | Numbers March Right In Oh, When the numbers march right in, Oh, when the numbers march right in. We will count them one by one, When the numbers march right in. Oh, one-two-three and Four-five-six, And Seven-eight and nine and ten. When we finish all our numbers, We will count them once again. Oral counting from 1- 10. b) Comparison: Introduction of Big and Small, Rd pg no.1. | Justified <input type="checkbox"/> |
| | E.V.S.: Introduction of the topic "Myself". Informal discussion on the topic "Myself". | By talking to the children about the body parts their functions and importance. Give Me Five - (getting student's attention, Hold up 1 finger as you say each rule. You'll soon find your students reciting these with you. Eyes are watching Ears are listening Mouth is quiet Hands are to myself Hearts are caring | Justified <input type="checkbox"/> |
| | Urdu: Huroof-e-tahajji. | Recap of huroof-e-tahajji Rd, Pg no.1. | Justified <input type="checkbox"/> |
| | Hindi: Identification of swar akshar | Identification of swar by picture reading. | Justified <input type="checkbox"/> |
| | Break time: | Islamic etiquette of eating and practical demo. How To Eat: Wash hands. Eat with your right hand. Say Bismillah before eating How to drink water: Sit down with the glass. Say Bismillah. Drink water on small gulps. Say Alhumdulillah after drinking | Justified <input type="checkbox"/> |
| Activity: | Big and small - comparison. Imaginary play: blow a balloon and make it big till it pops. Pretend like holding balloon in between in your palms and blowing into become big. Then get the palms together clap and say pop ! | Justified <input type="checkbox"/> | |
| Teacher Assessment: | | | |
| Smiley for today's involvement, learning and enjoyment of teacher and students.  | | | |
| With the best knowledge & Imaan, I rate my accomplishment today as  | | | |

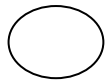

| When | What | How | Work done |
|--|---|--|---------------------------------------|
| Day 7 11 th April Wed | Deeniyat: Islamic greeting As-SalaamuAlaikum | Welcoming the toddlers and make them comfortable with the new environment of classroom. How to greet: "Assalamualaikum". | Justified <input type="checkbox"/> |
| | English: a) Conversation Q no - 2. b) Introduction of rhyme 1 - As-salaamu alikum. | a) Recap of conversation Q/A 1-2. b) Introduction of rhyme 1 - As-salaamu alikum with actions and correct pronunciation pg no.1. (R.R.) | Justified <input type="checkbox"/> |
| | Math: Oral counting of numbers 11-20. b) Comparison - Thick and Thin. | a) Oral counting from 11- 20. b) Comparison- Introduction of Thick and Thin Rd pg 2. | Justified <input type="checkbox"/> |
| | E.V.S.: Recap of the topic "Myself". | By talking to the children about the body parts their functions and importance. Give Me Five - (getting student's attention, Hold up 1 finger as you say each rule. You'll soon find your students reciting these with you.) Eyes are watching Ears are listening Mouth is quiet Hands are to myself Hearts are caring | Justified <input type="checkbox"/> |
| | Hindi: Identification of swar akshar | a) Identification of swar akshar by picture reading. | Justified <input type="checkbox"/> |
| | Urdu: Intro of Huroof of ا and ب | Intro of Huroof ا se Anda and ب se bakra, through pictures and finger tracing using sand paper. | |
| | Break time | How To Eat: Wash hands. Eat with your right hand. Say Bismillah before eating How to drink water: Sit down with the glass. Say Bismillah. Drink water in small gulps. Say Alhumdulillah after drinking. | Justified <input type="checkbox"/> |
| | Activity on body parts. | Simon says: touch your nose, open your mouth, blink your eyes, finger on your lips, clap your hand stamp your feet. | Justified <input type="checkbox"/> |
| Homewrok: EVS: Do PB pg no.1, (paste your photograph) | | | |
| Teacher Assessment: Smiley for today's involvement, learning and enjoyment of teacher and students.  With the best knowledge & Imaan, I rate my accomplishment today as  | | | |

| When | What | How | Work done |
|---|---|---|---------------------------------------|
| Day 8 12 th April Thur | Deeniyat : Assembly time - Deeniyat Hamd. | Hamd refer Rd pg 1. | Justified <input type="checkbox"/> |
| | English: a) Conversation Q no - 3 and 4. b) Recap of rhyme 1. Assalamualaikum. c) Recap of strokes. d) Practice book pg 1. | a) Intro conversation questions 3 and 4. Q1. How are you? Q.2. In which class do you study? b) Recap of rhyme-1 Assalamualaikum. c) Recap of strokes. d) Do page no 1 (half page) PB. | Justified <input type="checkbox"/> |
| | Math: a) Introduction of shape 'circle'. b) Practical counting 1-10. c) Slate practice 1-10. | a) Introduction of shape 'Circle'. a) Practical counting 1-10 using objects. c) Slate practice 1-10. | Justified <input type="checkbox"/> |
| | E.V.S.: Recap of the topic "Myself". | a) Make the students practice the sentences about 'Myself' orally. Rd pg 1. b) let's the child do physical exercise by using body parts. | Justified <input type="checkbox"/> |
| | Hindi: a) Introduction of सीधी रेखा, खड़ी रेखा, दाई और मुड़ी रेखा | a) Introduction of strokes and curves related to hindi letters on slate. b) सीधी रेखा, खड़ी रेखा, दाई और मुड़ी रेखा Rd Pg.1. | |
| | Urdu: a) slate practice. | a) Slate practice ا and ب | Justified <input type="checkbox"/> |
| | Break time | Islamic etiquette of eating and practical demo. How To Eat: Wash hands. Eat with your right hand. Say Bismillah before eating How to drink water: Sit down with the glass. Say Bismillah. Drink water in small gulps. Say Alhumdulillah after drinking. | Justified <input type="checkbox"/> |
| | Activity: Toms body - my act cart book pg 31. Story - any imaginative and funny story. | Toms body - my art cart book 'C' pg 31. Story - any imaginative and funny story. | Justified <input type="checkbox"/> |
| Homework: English: Do pg 1 (P.B) | | | |

Teacher Assessment:

Smiley for today's involvement, learning and enjoyment of teacher and students. 

With the best knowledge & Imaan, I rate my accomplishment today as 

| When | What | How | Work done |
|--|--|--|---------------------------------------|
| Day 9 13 th April Fri | Deeniyat: Islamic greeting As-Salaam and introduction of Jawaab. | Welcoming the toddlers and make them comfortable with the new environment of classroom How to greet: "Assalamualaikum" and its response "Walekumassalam" | Justified <input type="checkbox"/> |
| | English: a) Recap of rhymes 1. b) Recap of conversation Q/A 3 and 4. c) Practice book pg 2. | a) Recap of rhymes 1. b) Recap of conversation Q. 3 and 4 with correct pronunciation along with the teacher. c) Write strokes pg 2 (P.B. half page). | Justified <input type="checkbox"/> |
| | Math: a) Introduction of number 1. b) Comparison: Tall and Short. b) Recap of number 1-20. | a) Introduction of number 1 - identification, counting by value and writing the number, Rd pg 8. b) Introduction of comparison of Tall and Short, Rd pg 3. c) Recap of oral numbers 1-20. | Justified <input type="checkbox"/> |
| | E.V.S.: Recap of the topic "Myself". | Make the children recap the lesson 'Myself' and informal talk about the topic. | Justified <input type="checkbox"/> |
| | Hindi: a) Introduction of दाई और मुड़ी रेखा, दाई, बाई, तिरछी रेखा | a) Introduction of strokes & curves related to hindi letters on slates. b) Write Rd pg 2 दाई और मुड़ी रेखा, दाई, बाई, तिरछी रेखा | |
| | Break time | Islamic etiquette of eating and practical demo. How To Eat: Wash hands. Eat with your right hand. Say Bismillah before eating How to drink water: Sit down with the glass. Say Bismillah. Drink water on small gulps. Say Alhumdulillah after drinking | Justified <input type="checkbox"/> |
| | Activity: Number recap 1-10. | Collecting and assembling objects place flash card and children have to get any object and place the objects according to the number value. | Justified <input type="checkbox"/> |
| Homework: English: Do pg 2 (P.B) | | | |
| Teacher Assessment: Smiley for today's involvement, learning and enjoyment of teacher and students.  With the best knowledge & Imaan, I rate my accomplishment today as  | | | |

Note: Follow the break time eating etiquettes every day.

Every Friday will be Fruity Friday for the whole academic year.

| When | What | How | Work done |
|---|---|--|---------------------------------------|
| Day 10 16 th April Mon | Deeniyat: Recap of complete salaam and jawaab, Introduction of Ta'wwuz. | Make the child repeat the complete Salaam and Jawaab its importance and correct pronunciation, Introduction of Ta'wwuz. | Justified <input type="checkbox"/> |
| | English: a) Conversation practice Q. no - 5-6 (Ref: reader pg - 5-6) b) Recap of rhyme c) Practice book pg 3. | a) Introduction of conversation Q.5-6 Q.5 How old are you? Q.6. What is your father's name? b) Make the child repeat word along with spellings. c) Recap of rhyme d) Write small letters middle case PB pg no. 3,4 (half page). | Justified <input type="checkbox"/> |
| | Math: a) Introduction of number 2. b) Comparison:- Heavy and light. c) Oral counting 1-20. | a) Introduction of number 2 - identification, counting by value and writing the number, Rd pg 8. b) Comparison:- Introduction of concepts heavy and light, through picture demo and by showing different objects. b) Oral counting 1-20. | Justified <input type="checkbox"/> |
| | E.V.S.: Introduction of the lesson - 2 'My Body'. | Introduction of the lesson - 2 'My Body' by doing physical exercises and pointing to the related external organs and using flash cards, (Ref: r/d pg no - 2) Note: Allah (swt) has created us with healthy body parts which are very useful in many ways. Always thank Allah (swt). Do PB pg 2 (Draw happy and sad face). | Justified <input type="checkbox"/> |
| | Hindi: Introduction of नीचे, ऊपर मोड़ी रेखा शून्य आकर | a) Introduction of strokes and curves related to hindi letters on slates. b) Write Rd pg 3, नीचे, ऊपर मोड़ी रेखा शून्य आकर | |
| | Urdu: a) Recap پ - ا b) Reader pg 2. | a) Recap پ - ا b) Reader pg 2, trace and write پ - ا | Justified <input type="checkbox"/> |
| | Break time | Islamic etiquette of eating and practical demo. | Justified <input type="checkbox"/> |
| | Activity: Hindi vocabulary play. Recap curves, strokes and lines. | Place of rope / draw curves and lines and let the children walk over it. Hindi vocabulary play U निचे की और मुड़ी रेखा, ऊपर की और मुड़ी रेखा ण, शून्य अकार ०, सीधी रेखा —, कड़ी रेखा , दाई तिरछी रेखा /, बाई तिरछी रेखा \, दाई और मुड़ी रेखा ⊃, बाई मुड़ी रेखा ⊂. | Justified <input type="checkbox"/> |
| Homework: Eng: Do PB pg no.3-4 (half page) | | | |

Teacher Assessment:

Smiley for today's involvement, learning and enjoyment of teacher and students.

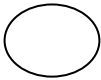



With the best knowledge & Imaan, I rate my accomplishment today as



| When | What | How | Work done |
|---|--|---|---------------------------------------|
| Day 11 17 th April Tue | Deeniyat: Recap of Ta'wwuz. | Make the children repeat the Ta'wwuz with tajweed along with the teacher. | Justified <input type="checkbox"/> |
| | English: a) Recap Conversation Q.5-6. b) Introduction of story 'The well of Zam-Zam'. | a) Recap Conversation Q.5-6. b) Introduction of story 'The well of Zam-Zam'. (Rhymes and story book pg 22). c) Write small letters P.B pg 5 (half page). | Justified <input type="checkbox"/> |
| | Math: a) Recap 1-2. b) Comparison:- Introduction of Long and Short. | a) Recap 1-2 - practical, slate practice, writing in the air, sand tray practice. b) Comparison:- Introduction of Long and Short, Rd pg 5, through Practical activities. Compare children of the class who are tall and who are short. | Justified <input type="checkbox"/> |
| | E.V.S.: Introduction of 'Mybody'. | Introduction of 'Mybody' Refer Rd pg 3, Do PB pg 3. Auditory sense of - sense of listening. Refer activity mentioned. | Justified <input type="checkbox"/> |
| | Hindi: a) Introduction of swar akshar अ | a) Introduction of swar akshar अ se achkan, adrak through picture chart, flash card + slate practice, Ref Pg-4. | Justified <input type="checkbox"/> |
| | Urdu: a) Recap ا - آ b) Reader pg 2. | a) Recap ا - آ b) Reader pg 2, circling and colouring ا - آ | Justified <input type="checkbox"/> |
| | Break time | Islamic etiquette of eating and practical demo. | Justified <input type="checkbox"/> |
| | Activity: Development of auditory skills. | You can use four empty toothpick boxes. Put pulses of different sizes in the boxes and cover them. Box 1 : semolina (rawa or sooji), Box 2: split green gram (moong dal) and Box 3: Bengal gram (chana). Ask your child to shake the containers and place them in order from the loudest (on the right) to the softest (on the left) sound. | Justified <input type="checkbox"/> |
| Homework: Eng: Do PB pg 5 (half page) | | | |

Teacher Assessment:

Smiley for today's involvement, learning and enjoyment of teacher and students. 

With the best knowledge & Imaan, I rate my accomplishment today as 

| When | What | How | Work done |
|---|---|--|---------------------------------------|
| Day 12 18 th April Wed | Deeniyat: Introduction of Tasmiyah. | Make the children repeat the Tasmiyah with tajweed along with the teacher. | Justified <input type="checkbox"/> |
| | English: a) Conversation practice Q no - 7 (Ref: r/d pg no - 7). b) Spell & read the words from reader pg no - 5. c) Story: Recap of story 'The well of zam zam'. | a) Recap of Q. 6 and introduction of Q 7. What is your father's contact number? A. My father's contact number is ____. With correct pronunciation along with the teacher. b) Copy and write the small letter (P.B pg 6 & 7) (half page). https://www.youtube.com/watch?v=fDAethyYsuM c) Recap story 'The well of zam zam' | Justified <input type="checkbox"/> |
| | Math: a) Introduction of number 3. b) Comparison:- Introduction of concept More and Less. | a) Introduction of number 3 - identification, counting by value and writing the number, Rd pg 8. b) Comparison:- Introduction of concept More and Less, Rd pg 6. Also through practical demo and by showing different objects. Activity organized game. | Justified <input type="checkbox"/> |
| | E.V.S.: Introduction of gustatory sense - sense of taste and My body. | a) facilitator will mix lemon in one glass of water and sugar in another glass of water. The children will taste both the mixtures. Ask the children which taste they liked and how did they know the taste. Discus of sense of taste how the tongue helps us. a) All about me Rd pg 2-3 . | Justified <input type="checkbox"/> |
| | Hindi: a) Recap of swar akshar अ b) W.b pg 4. | a) Recap of swar akshar अ b) Make the children trace and write the askhar अ (half page) pg 4. | Justified <input type="checkbox"/> |
| | Urdu: a) Introduction of the huroof ت - پ. | Introduction of the huroof ت - پ, through picture chart r/d pg no - 3. | Justified <input type="checkbox"/> |
| | Break time | Islamic etiquette of eating and practical demo. | Justified <input type="checkbox"/> |
| | Games: Organized game for math. | More and less: give children play dough and ask them to make small balls. Now divide the balls unequally in two groups like more and less and say it aloud, 'This is more' and 'This is Less'. | Justified <input type="checkbox"/> |
| Homework: Hindi: Pg 4 half page. Eng: Do PB pg 6-7 (half page). | | | |

Teacher Assessment:

Smiley for today's involvement, learning and enjoyment of teacher and students.




With the best knowledge & Imaan, I rate my accomplishment today as



| When | What | How | Work done |
|--|--|--|---------------------------------------|
| Day 13 19 th April Thur | Deeniyat: - Assembly time Deeniyat Hamd. | Deeniyat Hamd refer Rd pg 1. | Justified <input type="checkbox"/> |
| | English: a) Introduction rhyme 'Aeroplane' | a) Introduction rhyme 'Aeroplane' rhymes and stories book pg 2. b) Copy and write small letter pg 8 (half page). | Justified <input type="checkbox"/> |
| | Math: a) Recap 1-3. b) Comparison:- Introduction of concept Left and Right. | a) Recap 1-3 - practical, slate practice, writing in the air, sand tray practice. b) Comparison:- Introduction of concept Left and Right, Rd pg 7. Also through practical demo and by showing different objects. Activity organized game. | Justified <input type="checkbox"/> |
| | E.V.S.: a) All about me. b) Sense of touch. | a) All about me Rd pg 4-6. b) Sense of touch - facilitator will get a bottle of chilled water and another bottle of hot water. Children will close their eyes, touch the bottle and tell is it hot or cold. The facilitator will discuss how did they know. That is through their skin/touch they can feel. | Justified <input type="checkbox"/> |
| | Hindi: a) Introduction of swar akshar अ | a) Introduction of swar akshar अ b) Introduction of swar akshar अ se Aam, Aaloo, through picture chart, flash card + slate practice. | Justified <input type="checkbox"/> |
| | Urdu: Salte Practice. | Slate practice ت - پ | Justified <input type="checkbox"/> |
| | Break time | Islamic etiquette of eating and practical demo. | Justified <input type="checkbox"/> |
| | Activity and free play: Left and Right concept. | Exercise: Left hand up - Down, left hand straight side- down, stamp left leg. Repeat the same with right. | Justified <input type="checkbox"/> |
| | Story: Recap of story Well of Zam-Zam. | Recap of story Well of Zam-Zam. | |
| Homework: Eng: Do PB pg 8 (half page). | | | |

Teacher Assessment:

Smiley for today's involvement, learning and enjoyment of teacher and students. 

With the best knowledge & Imaan, I rate my accomplishment today as



| When | What | How | Work done |
|--|--|---|---------------------------------------|
| Day 14 20 th April Fri | Deeniyat: Recap of Ta'wwuz and Tasmiyah. | Make the children repeat the Ta'wwuz and Tasmiyah with tajweed along with the teacher. | Justified <input type="checkbox"/> |
| | English: a) Recap small letter a-z. b) Recap story 'The well of zam zam' - Q/A. | a) Recap small letter a-z, Practice book pg 9 (half page). b) Recap story 'The well of zam zam' - Q/A. | Justified <input type="checkbox"/> |
| | Math: a) Introduction of number 4. | a) Introduction of number 4 - identification, counting by value and writing the number, Rd pg 9. Note: Allah is one (1). We have two eyes two ears (2). We should drink water in three gulps (3). Say bismillah four times (4). | Justified <input type="checkbox"/> |
| | Hindi: a) Recap of swar akshar अ, आ, इ, ई W.B pg 5. | a) Recap of swar akshar अ, आ b) Make the children trace and write the akshar अ (half page) pg -5. | Justified <input type="checkbox"/> |
| | Urdu: - | - | Justified <input type="checkbox"/> |
| | Break time | Islamic etiquette of eating and practical demo. | Justified <input type="checkbox"/> |
| | Activity/freeplay: Outdoor free play. | By making the children come out the class and play freely with outdoor equipment. | Justified <input type="checkbox"/> |
| Homework: English: Recap letter a-z, Practice book pg 9 (half page). Hindi: Wb pg 5. | | | |

Teacher Assessment:

Smiley for today's involvement, learning and enjoyment of teacher and students.

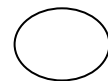
With the best knowledge & Imaan, I rate my accomplishment today as



| When | What | How | Work done |
|--|--|--|---------------------------------------|
| Day 15 23 rd April Mon | Deeniyat: Introduction of Khaane se pahle ki dua with tarjama. | Make the children repeat the dua with tarjama. | Justified <input type="checkbox"/> |
| | English: a) Small letters a-z. | a) Small letters a-z, Practice book pg 10, 1 time writing a-z. b) Recap rhymes 1-2. | Justified <input type="checkbox"/> |
| | Math: a) Introduction of number 5. b) Oral counting 1-30. | a) Introduction of number 5, Rd pg 9. b) Oral counting 1-30. c) Recap shape circle. | Justified <input type="checkbox"/> |
| | E.V.S.: Topic - introduction of 'Food'. | Topic - introduction of 'Food', Rd pg 7. Picture reading and reading the names of food items. | Justified <input type="checkbox"/> |
| | Hindi: a) Introduction of swar इ | a) Recap of swar akshar अ ,आ b) Introduction of swar akshar इ se imli, Itar through picture chart, flash card + slate practice, Ref pg 6. | Justified <input type="checkbox"/> |
| | Urdu: a) Recap of the huroof ت - پ. b) Reader pg 3. | a) Recap of the huroof ت - پ. b) Reader pg 3 - trace and write ت - پ. | Justified <input type="checkbox"/> |
| | Break time | Islamic etiquettes of eating and practical demo. | Justified <input type="checkbox"/> |
| | Games: Indoor free play. | By making the children play freely with Indoor equipment. | Justified <input type="checkbox"/> |
| Activity hindi: | रेखाओं द्वारा अक्षर बनाए अ - आ | | |
| Homework: English: Small letters a-z, Practice book pg 10, 2 times writing a-z. | | | |



Teacher Assessment:

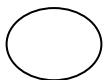

Smiley for today's involvement, learning and enjoyment of teacher and students.





With the best knowledge & Imaan, I rate my accomplishment today as



| When | What | How | Work done |
|---|--|---|---------------------------------------|
| Day 16 24 th April Tue | Deeniyat: Recap of Ta'wwuz and Tasmiyah and Hamd. | Make the children repeat the Ta'wwuz and Tasmiyah with tajweed along with the teacher + Hamd refer Rd pg no 1. | Justified <input type="checkbox"/> |
| | English: a) Picture reading - 6. | a) Picture reading - 6, Rd pg 63. b) Copy and write capital letters, Pg 11-12 (half page). | Justified <input type="checkbox"/> |
| | Math: a) Recap, Copy and write number 1-5. b) Introduction of number 6. | a) Recap, Copy and write number 1-5, Practice book 1 (2 times C.W). b) Introduction of number 6 - identification, counting by value and writing the number, Rd pg 9. c) Recap oral counting 1-30. | Justified <input type="checkbox"/> |
| | E.V.S.: Healthy food and junk food. | Introduction of Healthy food and junk food, Rd pg 8-9. | Justified <input type="checkbox"/> |
| | Hindi: a) Recap of swar akshar अ - इ इ Wb pg 6. | a) Recap of swar akshar अ - इ b) Make the children trace and write the akshar इ (half page) pg 6. | Justified <input type="checkbox"/> |
| | Urdu: a) Recap of the huroof ا . ا | a) Reader pg 3 - Matching and colouring. | Justified <input type="checkbox"/> |
| | Break time | Islamic etiquette of eating and practical demo. | Justified <input type="checkbox"/> |
| | Activity/freeplay: Healthy food and junk food. | a) Paste a few healthy and unhealthy food. b) Sorting out flash cards of healthy food and junk food. | Justified <input type="checkbox"/> |
| Homework: English: Copy and write capital letters, Pg 11-12 (half page). Math: Do PB pg 1 (2 times). | | | |
| Teacher Assessment: Smiley for today's involvement, learning and enjoyment of teacher and students.  With the best knowledge & Imaan, I rate my accomplishment today as  | | | |

| When | What | How | Work done |
|---|---|---|---------------------------------------|
| Day 17 25 th April Wed | Deeniyat: Introduction of Hadees no 1. | Make the children repeat hadees no 1 with tajweed. | Justified <input type="checkbox"/> |
| | English: a) Letters of the alphabet Aa-Oo. | a) Letters of the alphabet Aa-Oo, Rd pg 1-3. b) Copy and write capital letters, pg 13-14 (half page). | Justified <input type="checkbox"/> |
| | Math: a) Oral counting 1-30. b) Introduction of numbers 7. | a) Oral counting of numbers 1-30 b) Introduction of numbers 7 - identification, counting by value and writing the number, Rd pg 10. Note: 1- There are 7 days in a week. c) Slate practice. d) Identification of numbers 6 and 7, Rd pg 9-10. | Justified <input type="checkbox"/> |
| | E.V.S.: Introduction of the lesson 3 'Food'- healthy food. | a) Introduction of the lesson 3 'Food' - healthy food with picture chart real food items. (Ref: r/d pg 7, 8 and 9) b) Spell & read the words. c) EVS practice book pg 4 (activity pg) and 52 - new words. | Justified <input type="checkbox"/> |
| | Hindi: a) Introduction of the swar akshar 'ई'. | a) Introduction of the swar akshar 'इ - ई' b) Introduction of swar akshar 'ई' se Eidgah, Eekh, through picture chart, flash card + slate practice Rd pg 7. | Justified <input type="checkbox"/> |
| | Urdu: a) Introduction of the huroof 'ٹ - ث' Rd Pg no. 4. | a) Intro of the huroof 'ٹ - ث' through picture chart and finger tracing using sand paper pg 4. | Justified <input type="checkbox"/> |
| | Break time | Islamic etiquette of eating and practical demo. | Justified <input type="checkbox"/> |
| | Games: Outdoor Free play. | By making the children play freely. | Justified <input type="checkbox"/> |
| Activity: | My art cart pg 34. Book 'C'. | | |
| Homework: English: Copy and write capital letters, pg 13-14 (half page). Hindi: Wb pg 6 half page. | | | |
| Teacher Assessment: | | | |
| Smiley for today's involvement, learning and enjoyment of teacher and students.  | | | |
| With the best knowledge & Imaan, I rate my accomplishment today as  | | | |

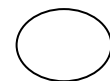
| When | What | How | Work done |
|---|---|---|---------------------------------------|
| Day 18 26 th April Thur | Assembly time deeniyat Hamd. | Hamd refer Rd pg 1. | Justified <input type="checkbox"/> |
| | English: a) Letter of the alphabet Pp-Zz. | a) Letter of the alphabet Pp-Zz, Rd pg 4-5. b) Practice book pg 15 & 16 (half page). | Justified <input type="checkbox"/> |
| | Math: a) Oral counting 1-40. b) Introduction of number 8. | a) Oral counting of numbers 1-40 b) Introduction of number 8 - identification, counting by value and writing the number, Rd pg 10. Note: 1- Loose counting of ice-cream sticks and making bundles of ten. c) Slate practice. | Justified <input type="checkbox"/> |
| | E.V.S.: Recap of the lesson 'Food'. | a) Lesson 'Food' name the given picture EVS practice book pg 53. | Justified <input type="checkbox"/> |
| | Hindi: a) Recap of swar akshar अ - इ - ई Wb pg 7. | a) Recap of swar akshar 'अ - इ - ई' b) Make the children trace and write the akshar इ half page, pg 7. | Justified <input type="checkbox"/> |
| | Urdu: Slate practice. | a) Slate practice اٹ - اُٹ. | Justified <input type="checkbox"/> |
| | Break time | Islamic etiquette of eating and practical demo. | Justified <input type="checkbox"/> |
| | Activity: | Sand tray of hindi letters from अ - इ | Justified <input type="checkbox"/> |
| | Story: | Imaginative story 'The hare and the tortoise' | |
| | Homework: English: Practice book pg 15 & 16 (half page). Hindi: Wb pg 7 (half page) | | |
| Teacher Assessment: | | | |
| Smiley for today's involvement, learning and enjoyment of teacher and students.  | | | |
| With the best knowledge & Imaan, I rate my accomplishment today as  | | | |

| When | What | How | Work done |
|--|--|---|---------------------------------------|
| Day 19 27 th April Fri | Deeniyat: Introduction Awwal kalima. | Make the children repeat the Awwal Kalima with tajweed along with the teacher. | Justified <input type="checkbox"/> |
| | English: a) Recap letters of the alphabet. | a) Recap letters of the alphabet, Rd pg 1-5. b) Recap Conversation questions 1-7. c) Write capital letter A-Z, (Practice book pg 17). 1 time classwork. | Justified <input type="checkbox"/> |
| | Math: a) Oral counting 1-50. b) Introduction of number 9. | a) Oral counting of numbers from 1-50 b) Introduction of number 9 - identification, counting by value and writing the number, Rd pg 10. https://youtu.be/wwONEPq7aKw c) Practical counting of numbers 1 to 10. (using ice-cream sticks) | Justified <input type="checkbox"/> |
| | Hindi: a) Introduction of swar akshar ॐ | a) Recap of swar akshar 'अ - इ' b) Introduction of the swar akshar 'उ' se ulloo, uphar through picture chart, flash card + slate practice, Ref pg 8. | Justified <input type="checkbox"/> |
| | Urdu: - | - | Justified <input type="checkbox"/> |
| | Break time | Islamic etiquette of eating and practical demo. | Justified <input type="checkbox"/> |
| | Activity: urdu activity. | Write on the sand and slate practice huroof ا - ث | Justified <input type="checkbox"/> |
| Homework: English: Write capital letter A-Z, (Practice book pg 17) (2 times). Hindi: Wb pg 7 (half page) | | | |

Teacher Assessment:

Smiley for today's involvement, learning and enjoyment of teacher and students.

With the best knowledge & Imaan, I rate my accomplishment today as



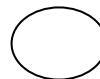
Note: Day 20 – 28th April, Saturday 'RED' Day Celebration.

| When | What | How | Work done |
|---|---|--|---------------------------------------|
| Day 21 30 th April Mon | Deeniyat: Recap of Awwal kalima. | Make the children repeat the Awwal Kalima with tajweed along with the teacher. | Justified <input type="checkbox"/> |
| | English: a) Introduction of lesson 2 vowels and consonants. b) Recap Aa-Zz. | a) Introduction of lesson 2 vowels and consonants, Rd pg 6-9. b) Recap Aa-Zz, Practice book pg 18 (half page). | Justified <input type="checkbox"/> |
| | Math: a) Oral counting 1-50. b) Recap of pre-mathematical concept. c) Workbook pg 1-3. d) Introduction of number 10. e) Recap numbers 1-10. | a) Oral counting of numbers from 1-50. b) Recap of pre-mathematical concept big and small, thick and thin, tall and short using objects, black board, flex and classroom material. https://youtu.be/H1A2YcsSeds c) Make the children do the activities in the workbook pg no - 1, 2 and 3. d) Introduction of number 10 - Rd pg 10. e) Recap numbers 1-10 - slate practice, Practice book pg 2. | Justified <input type="checkbox"/> |
| | E.V.S.: | Complete the pending work. | Justified <input type="checkbox"/> |
| | Hindi: a) Recap of swar 'अ - उ' Wb Pg 7. | a) Recap of swar akshar 'अ - उ' b) Make the children trace and write the akshar उ half page 8. | Justified <input type="checkbox"/> |
| | Urdu: Recap of huroof ث - ا Rd pg 4. | Recap of huroof ث - ا Rd pg 4. Trace and write. | Justified <input type="checkbox"/> |
| | Break time | Islamic etiquette of eating and practical demo. | Justified <input type="checkbox"/> |
| Activity: Hindi activity. | Sand letter tracing - छात्रों के फनर मोटर स्किल्स को बढ़ने के लिए sand tracing कराए अक्षर अ - उ तक. | Justified <input type="checkbox"/> | |

Home work: English: Recap Aa-Zz, Practice book pg 18 (half page).

Teacher Assessment:

Smiley for today's involvement, learning and enjoyment of teacher and students.



With the best knowledge & Imaan, I rate my accomplishment today as

