



## Day wise plan for the month of April 2018

### Class - Nursery - Delhi

When	What	How	Workdone
Day 1 to Day 3  4 <sup>th</sup> April & 5 <sup>th</sup> 6 <sup>th</sup> April	<b>Deeniyat</b> - Welcoming the toddlers.	Welcoming the toddlers and make them comfortable with the new environment of classroom  How to greet: "As-SalaamuAlaikum"	Justified <input type="checkbox"/>
	<b>English:</b>	Set up three of four Activity centers. 1. Kids will do the activities along with the parents for first three days. 2. Teacher will interact with parents and child, noting details, making an observation record. A. Block play - some plastic cups, spoons, paper plate and ice cream sticks. B. Crayons - white paper and colour paper. C. Clay - mould, roller - pin.	Justified <input type="checkbox"/>
	<b>Break time</b>	Islamic etiquette of eating and practical demo. How To Eat: Wash hands. Eat with your right hand. Say Bismillah before eating How to drink water: Sit down with the glass. Say Bismillah. Drink water on small gulps. Say Alhumdulillah after drinking	Justified <input type="checkbox"/>
	<b>Games:</b> Free play with toys.	By engaging children in indoor free play and talking about each toy.	Justified <input type="checkbox"/>

#### Teacher Assessment:

Smiley for today's involvement, learning and enjoyment of teacher and students.



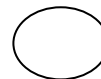
With the best knowledge & Imaan, I rate my accomplishment today as



When	What	How	Workdone
Day 4 - 5  9 <sup>th</sup> - 10 <sup>th</sup> April	<b>Deeniyat:</b> Islamic greeting As-SalaamuAlaikum	Islamic greeting As-SalaamuAlaikum!	Justified <input type="checkbox"/>
	<b>English</b>	D. Fine motor activities - lacing work, pipe cleaner, peg boards (puzzles). * Getting your favourite toy and play with your friends. (Free play 30min) * Get your favourite story book or picture book and share with your peers.	Justified <input type="checkbox"/>
	<b>Break time</b>	Islamic etiquette of eating and practical demo. How To Eat: Wash hands. Eat with your right hand. Say Bismillah before eating How to drink water: Sit down with the glass. Say Bismillah. Drink water on small gulps. Say Alhumdulillah after drinking	Justified <input type="checkbox"/>
	<b>Activity:</b> Paper tearing and crushing.	Paper tearing and crushing - Provide old news papers to the students and allow them to do tearing and crushing.	Justified <input type="checkbox"/>

**Teacher Assessment:**

Smiley for today's involvement, learning and enjoyment of teacher and students.




With the best knowledge & Imaan, I rate my accomplishment today as



When	What	How	Workdone
Day 6  11 <sup>th</sup> April Wed	<b>Deeniyat:</b> Introduction of islami maloomat Q.1.	Introduction of islami maloomat Q.1, explain about islami maloomat.	Justified <input type="checkbox"/>
	<b>English:</b>	a) Teacher starts and says, "My name is _____." Then hands the ball to the child next to her and prompts them to say their name. This continues around the circle. When the ball gets back to the teacher she says, "My name is _____ and I am rolling the ball to _____." This continues around the circle with teacher assisting as needed. When the ball gets back to the teacher she bounces the ball to a child and says, "My name is _____ and I am bouncing the ball to _____." Continue until everyone has had a turn and the children are getting restless. b) Basic rhymes with body actions and rhythm. c) By showing books/puppets or models through dramatization.	Justified <input type="checkbox"/>
	<b>Break time</b>	Islamic etiquette of eating and practical demo. How To Eat: Wash hands. Eat with your right hand. Say Bismillah before eating How to drink water: Sit down with the glass. Say Bismillah. Drink water in small gulps. Say Alhumdulillah after drinking	Justified <input type="checkbox"/>
	<b>Games:</b> Free play with toys.	By engaging children in indoor free play and talking about each toy.	Justified <input type="checkbox"/>

**Teacher Assessment:**

Smiley for today's involvement, learning and enjoyment of teacher and students. 

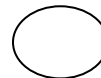
With the best knowledge & Imaan, I rate my accomplishment today as



When	What	How	Workdone
Day 7  12 <sup>th</sup> April Thu	<b>Deeniyat -</b> Introduction of salaam ka jawaab.	Making the child repeat the complete salaam 'As-Salaamu Alaikum' and its importance.	Justified <input type="checkbox"/>
	<b>English:</b> Introduction of 'Chubby Cheeks'	Kids will do the activities along with the parents for first three days. * Getting your favourite toy and play with your friends.  (Free play 30min)  Introduction of 'Chubby Cheeks'	Justified <input type="checkbox"/>
	<b>Break time</b>	Islamic etiquette of eating and practical demo. How To Eat: Wash hands. Eat with your right hand. Say Bismillah before eating How to drink water: Sit down with the glass. Say Bismillah. Drink water on small gulps. Say Alhumdulillah after drinking	Justified <input type="checkbox"/>
	<b>Activity:</b> Story time.	Facilitator will come and wish all the students warmly and with a smiling face. Then facilitator tells the students that there is someone who came to Welcome you. And ask students whether they want to know who is it? <b>E.A</b> -Some of the students will reply 'YES' we want to know. Then facilitator will introduce the class a puppet of any animal and name it 'PIKU' and tell the children that this is PIKU and he came from Jungle to say HELLO to all of you and to be your friend. Students become excited to see and know about PIKU. Then facilitator will go to student's seat one by one and tell his name to the kid and ask his/her, when student tell his/her name to Piku, Piku responds- <u>HELLOXYZ</u> and shakes hand with the students while repeating his/her name. Students actively participate in the activity. After the introduction session, facilitator along with PIKU recites Welcome songs for the students and everyone follows Piku.	Justified <input type="checkbox"/>



**Teacher Assessment:**

Smiley for today's involvement, learning and enjoyment of teacher and students.



With the best knowledge & Imaan, I rate my accomplishment today as




When	What	How	Workdone
Day 8  13 <sup>th</sup> April Fri	<b>Deeniyat:</b> Islamic greeting As-SalaamuAlaikum.	Making the child repeat the complete salaam 'As-Salaamu Aalikum' and its importance.	Justified <input type="checkbox"/>
	<b>English:</b>  Recap of 'Chubby Cheeks'	Back to school song: Where is (child's name)? Where is (child's name)? Please stand up, Please stand up, Do a little wave, Do a little clapping, Sit back down, Sit back down! b) Recap of 'Chubby Cheeks',	Justified <input type="checkbox"/>
	<b>Break time</b>	Islamic etiquette of eating and practical demo. How To Eat: Wash hands. Eat with your right hand. Say Bismillah before eating How to drink water: Sit down with the glass. Say Bismillah. Drink water on small gulps. Say Alhumdulillah after drinking	Justified <input type="checkbox"/>
	<b>Games:</b> Physical activity.	Physical Activity: Hopping Frogs. Place green lily pads (circular green paper/felt/foam paper) on ground and hop to each one like little frogs. Add directions, go, hop, etc. adds to fun.	Justified <input type="checkbox"/>
	<b>Activity:</b> Free hand drawing using crayon.	Make the children do free hand drawing using crayon on old newspapers.	Justified <input type="checkbox"/>
<b>Teacher Assessment:</b> Smiley for today's involvement, learning and enjoyment of teacher and students.  With the best knowledge & Imaan, I rate my accomplishment today as 			

**Note: 14<sup>th</sup> April 2018 – Holiday on account of Dr. Ambedkar Jayanthi**

When	What	How	Workdone
Day 9  16 <sup>th</sup> April Mon	<b>Deeniyat:</b> Recap of salaam and jawaab.	Making the child repeat the complete salaam and jawaab.	Justified <input type="checkbox"/>
	<b>English:</b> a) Conversation questions: Introduction of Q. no 1. b) Rhymes: Recap of rhyme 'Chubby Cheeks'.	a) Talking to the child on Islamic greeting and informal talk. Introductio of Q.no.1. What do you say when you meet someone?  b) Recap of rhyme 'Chubby Cheeks' with body actions and rhythm. <a href="https://youtu.be/XAMtgyiUhIo">https://youtu.be/XAMtgyiUhIo</a>	Justified <input type="checkbox"/>
	<b>Math:</b> Introduction of shape 'circle'.	Introduce Circle Shape: Show the children the circle shape poster. Trace over the circle with your fingers. Ask the children to do the same. Trace a circle in the air. Make a Circle Shape basket that includes several items that are in the shape of a circle. Ask children to repeat or name the items in the basket. Ask the children what other items could be put in the basket. Can you make a circle with just the fingers on one hand (thumb and 1st finger), two hands, 2 arms, whole body?! Marvelous me! Now make a circle with all friends.	Justified <input type="checkbox"/>
	<b>Break time</b>	Islamic etiquette of eating and practical demo.	Justified <input type="checkbox"/>
	<b>Games:</b> Organized game running race.	By taking the children out in the open area and have running race involving all the students.	Justified <input type="checkbox"/>
	<b>Group Activity:</b> Balloon painting. (use red colour and draw a big circle on the chart).	Balloon painting - Provide small inflated balloons and plates with paint spread around the surface. Allow children to dip the balloons into the paint and then onto a large piece of paper for some very unique art!	Justified <input type="checkbox"/>

**Teacher Assessment:**

Smiley for today's involvement, learning and enjoyment of teacher and students. 

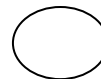
With the best knowledge & Imaan, I rate my accomplishment today as



When	What	How	Workdone
Day 10  17 <sup>th</sup> April Tue	<b>Deeniyat:</b> Assembly time deeniyat hamd.	Assembly time deeniyat hamd, Refer Rd pg 1.	Justified <input type="checkbox"/>
	<b>English:</b> a) Conversation questions: Recap of Q. no 1. b) Introduction of rhyme 'Little Muslim'.	a) Talking to the child on Islamic greeting and informal talk. Recap of Q. no 1. b) Introduction of rhyme 'Little Muslim'.	Justified <input type="checkbox"/>
	<b>Math:</b> Recap of circle.	a) Recap of shape circle by showing models. b) Ask kids to get one circle sandwich or Roti in the snacks box. c) You can apply make fruit jam (red colour) or a red apple in snacks.	Justified <input type="checkbox"/>
	<b>Break time</b>	Islamic etiquette of eating and practical demo.	Justified <input type="checkbox"/>
	<b>Games:</b> Organized game.	Exercise box - Take a square box and cover it with paper like you would wrap a gift. Then on each side, write an action. It could be hop, jump backwards, touch your toes, run in place, hop on one foot, jump-ing jacks, etc, involve all the students.	Justified <input type="checkbox"/>
	<b>Activity:</b> Balloon painting.	<b>Balloon painting.</b> Provide small inflated balloons and plates with paint spread around the surface. Allow children to dip the balloons into the paint and then onto a large piece of paper for some very unique art!	Justified <input type="checkbox"/>
	<b>Story time:</b>	"The Lion and the mouse". Using online resource and story book.	Justified <input type="checkbox"/>

**Teacher Assessment:**


Smiley for today's involvement, learning and enjoyment of teacher and students.



With the best knowledge & Imaan, I rate my accomplishment today as  10

When	What	How	Workdone
Day 11  18 <sup>th</sup> April Wed	<b>Deeniyat:</b> Introduction of Ta'awwuz.	Make the child repeat ta'awwuz with correct pronunciation.	Justified <input type="checkbox"/>
	<b>English:</b> a) Conversation questions: Recap of Q. no 1. b) Rhymes: Recap of 'Little Muslim'. c) Introduction of standing lines.	a) Talking to the child on Islamic greeting and informal talk. Recap of Q. no 1. b) Rhymes: Recap of 'Little Muslim' with body actions. c) Introduction of standing lines using black board, slate work and sand tray practice.	Justified <input type="checkbox"/>
	<b>Math:</b> Introduction of oral counting 1-2.	a) Introduction of oral counting 1-2.	Justified <input type="checkbox"/>
	<b>EVS:</b> Introduction of colour 'Red'.	b) Introduce Colour Red: Show the children the Colour Red poster. Make a colour red basket that includes several items that are red. Try to add a red apple. Ask children to repeat or name the items in the basket. Ask the children what other items could be put in the basket. Play "I Spy Something Red" in the classroom. Whose favorite colour is red?	Justified <input type="checkbox"/>
	<b>Break time</b>	Islamic etiquette of eating and practical demo.	Justified <input type="checkbox"/>
	<b>Games:</b> Standing line	Draw a big standing line and ask children to walk over it, saying this is a standing line.	Justified <input type="checkbox"/>
	Free play and group discussion.	Friendship game: Discuss what makes a good friend, etc. What do you like to do with your friends? How can we be nice to our friends?	Justified <input type="checkbox"/>
<b>Activity:</b>	My art cart 'A' - Shining sunflower pg 34.	Justified <input type="checkbox"/>	

**Teacher Assessment:**

Smiley for today's involvement, learning and enjoyment of teacher and students. 

With the best knowledge & Imaan, I rate my accomplishment today as

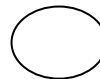
 10



When	What	How	Work done
Day 12  19 <sup>th</sup> April Thu	<b>Deeniyat:</b> Recap of Ta'awwuz.	Making the child repeat the complete Ta'awwuz.	Justified <input type="checkbox"/>
	<b>English:</b> a) Conversation questions: recap of Q.1 and Introduction of Q no 2. b) Rhymes: Recap of rhyme 'Little Muslim' with actions. c) Recap of standing lines.	a) Talking to the child on Islami greeting and informal talk. Introducing 2Q: How are you? A: Alhamdulillah! I am fine. Thank you! b) Rhymes: Recap of rhyme 'Little Muslim' with actions. c) Recap of standing lines using black board, slate work and sand tray practice.	Justified <input type="checkbox"/>
	<b>Math:</b> a) Recap of oral counting 1 & 2. b) Introduction of number 1.	a) Recap of oral counting 1 & 2. b) Introduction of number 1, through flash card. Number 1 activity first show 1 object - 1 book, 1-pencil, 1 purse, and so on then pick up 1 object and ask the children how many books are there? Children will answer 1. Now ask the children to clap 1 time, Jump 1 time. <a href="https://youtu.be/E88NeoaU-To">https://youtu.be/E88NeoaU-To</a>	Justified <input type="checkbox"/>
	<b>EVS:</b> Activity book pg 107.	Activity book pg 107 - colouring- to identify red colour and to develop fine motor skills.	Justified <input type="checkbox"/>
	<b>Break time</b>	Islamic etiquette of eating and practical demo.	Justified <input type="checkbox"/>
	<b>Games:</b> Organized game - Physical activity.	<i>(children move along to song)</i> I Can jump 1 time, I Can hop 1 time, I Can clap 1 time, I Can stop touch 1 nose, I Can stamp 1 feet. I can close one eye. I can touch one mouth.	Justified <input type="checkbox"/>
	<b>Activity:</b> Slate practice standing line.	Slate practice of standing line.	Justified <input type="checkbox"/>
	<b>Story time:</b>	Recap "The Lion and the mouse". Using online resource and story book.	Justified <input type="checkbox"/>

**Teacher Assessment:**

Smiley for today's involvement, learning and enjoyment of teacher and students.



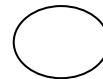
With the best knowledge & Imaan, I rate my accomplishment today as



When	What	How	Work done
Day 13  20 <sup>th</sup> April Fri	<b>Deeniyat:</b> Introduction of Tasmiya.	Making the child repeat the Tasmiya with correct pronunciation.	Justified <input type="checkbox"/>
	<b>English:</b> a) Conversation questions: Recap of Q. no 1, 2. d) Recap of standing line.	a) Talking to the child on Islamic greeting and informal talk. Recap of Q. no 1, 2. b) Recap of standing line.	Justified <input type="checkbox"/>
	<b>Math:</b> Recap of number 1.	a) Recap of number 1.	Justified <input type="checkbox"/>
	<b>EVS:</b> Introduction of topic "My Body" through conversation questions.	Introduction of topic 'My Body' through conversation questions. My body part song Here's my head. Here's my nose. See my hands, Touch my toes Reach up my fingers High as they can go Wave them back To and fro.	Justified <input type="checkbox"/>
	<b>Break time</b>	Islamic etiquette of eating and practical demo.	Justified <input type="checkbox"/>
	<b>Games:</b> Standing line	Place a rope like a standing line and ask children to walk on the standing line holding hands of each other.	Justified <input type="checkbox"/>
	<b>Activity:</b> Sand paper cutout tracing of letter 'Aa'.	Sand paper cutout tracing of letter 'Aa', air writing and body writing.	Justified <input type="checkbox"/>

**Teacher Assessment:**

Smiley for today's involvement, learning and enjoyment of teacher and students.



With the best knowledge & Imaan, I rate my accomplishment today as



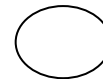
When	What	How	Work done
Day 14  23 <sup>rd</sup> April Mon	<b>Deeniyat:</b> Assembly time deeniyat hamd.	Assembly time deeniyat hamd, Refer Rd pg 1.	Justified <input type="checkbox"/>
	<b>English:</b> a) Conversation questions: Recap of Q. no 1, 2 b) Introduction of letter 'Aa' through magic box. c) Eng Activity book pg 1.	a) Talking to the child on Islamic greeting and informal talk. Recap of Q. no 1, 2 b) Introduce Letter A: Show the children the Letter A poster. Make a letter A basket that includes several items that start with the letter A. Pronounce clearly the A sound when identifying the items. Ask children to repeat or name the items in the basket. Ask the children what other items could be put in the basket. c) Eng Activity book pg 1 - Tracing and recognizing standing line.	Justified <input type="checkbox"/>
	<b>Math:</b> a) Recap of number 1, Activity book pg no 90.	a) Recap of number 1, Activity book pg no 90.	Justified <input type="checkbox"/>
	<b>EVS:</b> Recap of topic "My Body" through conversation questions.	Recap of topic 'My Body' through conversation questions. Play the "Simon Says" game. In this game you ask the student different task in volving parts of their body. Ex: Simon says to touch your nose. Simon says to clap your hands and so on.	Justified <input type="checkbox"/>
	<b>Break time</b>	Islamic etiquette of eating and practical demo.	Justified <input type="checkbox"/>
	<b>Games:</b> Organized game	Marking on the ground letters and number 1 ask kids to run to the circle which has number 1.	Justified <input type="checkbox"/>
	<b>Activity:</b> Free hand scribbling + Assemble letter 'Aa'.	Make the children do free hand scribbling on old newspapers + Assemble letter 'Aa' using cut outs.	Justified <input type="checkbox"/>

**Teacher Assessment:**

Smiley for today's involvement, learning and enjoyment of teacher and students.

With the best knowledge & Imaan, I rate my accomplishment today as

10




When	What	How	Work done
Day 15  24 <sup>th</sup> April Tue	<b>Deeniyat:</b> Recap of Ta'awwuz and tasmiya.	Making the child repeat the Ta'awwuz and Tasmiya. with correct pronunciation.	Justified <input type="checkbox"/>
	<b>English:</b> a) Conversation questions: Recap of Q. no 1, 2. b) Recap of standing line and introduction of sleeping line. c) Recap letter 'Aa'.	a) Talking to the child on Islamic greeting and informal talk. Recap of Q. no 1, 2. b) Recap of standing line and introduction of sleeping line using blackboard, slate work and sand tray practice. c) Recap letter 'Aa' - concept of A, a sound Apple. Play I Spy something that starts with Letter A. Can the children remember some items from the A basket from yesterday? Use bulletin board, flash cards, display letter A and pictures of items that start with letter A.	Justified <input type="checkbox"/>
	<b>Math:</b> Recap of number 1, Rd pg no 1.	a) Recap of number 1, Rd pg no 1.	Justified <input type="checkbox"/>
	<b>Break time</b>	Islamic etiquette of eating and practical demo.	Justified <input type="checkbox"/>
	<b>Games:</b> Organized game (Balancing a book on head and walking on sleeping line).	By taking the children out in the open area. Draw sleeping line on the floor and make the children walk by balancing a book on their head.	Justified <input type="checkbox"/>
	<b>Activity:</b> Free hand drawing standing line + Air and body writing Aa.	Make the children draw standing line on old newspapers + Air and body writing Aa.	Justified <input type="checkbox"/>
	<b>Story time:</b>	Recap "The Lion and the mouse". Using online resource and story book.	Justified <input type="checkbox"/>
<b>Teacher Assessment:</b> Smiley for today's involvement, learning and enjoyment of teacher and students.			<input type="checkbox"/>
With the best knowledge & Imaan, I rate my accomplishment today as			<input type="checkbox"/> 10

When	What	How	Work done
Day 16  25 <sup>th</sup> April Wed	<b>Deeniyat:</b> Recap of Tasmiyah.	Making the child repeat the Tasmiyah with correct pronunciation.	Justified <input type="checkbox"/>
	<b>English:</b> a) Recap of standing and sleeping lines. Activity Book pg no 2. b) Introduction of concept big and small. c) Recap letter 'Aa'.	a) Recap of standing and sleeping lines. Activity Book pg no 2. b) Introduction of concept big and small, air drawing big circle and small circle, clay to play and ask kids to make a big ball and small ball first practical example by teacher. c) Recap letter 'Aa'.	Justified <input type="checkbox"/>
	<b>Math:</b> a) Recap of number 1.	a) Draw a big circle and write number 1 in it. Draw another small circle and write number 1 in it. Facilitator will say, "When I say big circle, you have to run to the big circle which has number 1 in it." "When I say small circle, you have to run to the small circle which has number 1 in it." Children are learning big and small and recap of number 1 is also done.	Justified <input type="checkbox"/>
	<b>EVS:</b> a) Recap of topic "My Body" through conversation questions.	a) Recap of topic 'My Body' through conversation questions. <a href="https://youtu.be/LAFvcnTx7AQ">https://youtu.be/LAFvcnTx7AQ</a> My body part song Here's my head. Here's my nose. See my hands, Touch my toes Reach up my fingers High as they can go Wave them back To and fro.	Justified <input type="checkbox"/>
	<b>Break time</b>	Islamic etiquette of eating and practical demo.	Justified <input type="checkbox"/>
	<b>Games:</b> Organized game.	Exercise box - Take a square box and cover it with paper like you would wrap a gift. Then on each side, write an action. It could be hop, jump backwards, touch your toes, run in place, hop on one foot, jump-ing jacks, etc, involve all the students.	Justified <input type="checkbox"/>
	<b>Activity:</b> Sand paper cutout tracing of letter 'Aa'.	Sand paper cutout tracing of letter 'Aa', air writing and body writing.	Justified <input type="checkbox"/>

**Teacher Assessment:**

Smiley for today's involvement, learning and enjoyment of teacher and students.

With the best knowledge & Imaan, I rate my accomplishment today as



When	What	How	Work done
Day 17  26 <sup>th</sup> April Thu	<b>Deeniyat:</b> Introduction of khaane se pahle ki dua.	Making the child repeat the dua + Introduction of khaane se pahle ki dua with practical demo.	Justified <input type="checkbox"/>
	<b>English:</b> a) Recap of standing and sleeping lines. d) Recap letter 'Aa', Activity book pg no 11.	a) Recap of standing and sleeping lines using thick crayons (Objective should be achieved). b) Recap letter 'Aa', Activity book pg no 11.	Justified <input type="checkbox"/>
	<b>Math:</b> a) Recap of number 1.	a) Recap of number 1.	Justified <input type="checkbox"/>
	<b>EVS:</b> Recap of topic "My Body" introduction of question no 2.	Recap of topic "My Body" introduction of question no 2.	Justified <input type="checkbox"/>
	<b>Break time</b>	Islamic etiquette of eating and practical demo.	Justified <input type="checkbox"/>
	<b>Games:</b> Organized game.	Exercise box - Take a square box and cover it with paper like you would wrap a gift. Then on each side, write an action. It could be hop, jump backwards, touch your toes, run in place, hop on one foot, jump-ing jacks, etc, involve all the students.	Justified <input type="checkbox"/>
	<b>Activity:</b> Free hand drawing using red crayon.	Make the children do free hand drawing using red crayon on old newspapers.	Justified <input type="checkbox"/>

**Teacher Assessment:**

Smiley for today's involvement, learning and enjoyment of teacher and students.



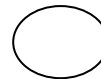
With the best knowledge & Imaan, I rate my accomplishment today as



When	What	How	Work done
Day 18  27 <sup>th</sup> April Fri	<b>Deeniyat:</b> Recap of Tasmiyah/Hamd.	Making the child repeat the Tasmiyah with correct pronunciation.	Justified <input type="checkbox"/>
	<b>English:</b> a) Recap of standing and sleeping lines. d) Recap letter 'Aa'.	a) Recap of standing and sleeping lines using thick crayons (Objective should be achieved). b) Recap letter 'Aa'.	Justified <input type="checkbox"/>
	<b>Math:</b> a) Recap of number 1, Activity book pg no 62.	a) Recap of number 1, Activity book pg no 62.	Justified <input type="checkbox"/>
	<b>EVS:</b> a) Recap of conversation question no 1-2. b) Activity book pg 97.	a) Recap of conversation question no 1-2. b) Activity book pg 97- colour the body and identifying the body parts.	Justified <input type="checkbox"/>
	<b>Break time</b>	Islamic etiquette of eating and practical demo.	Justified <input type="checkbox"/>
	<b>Games:</b> Indoor games.	Provide the material in the class room puzzles, inserting blocks, beads ..... and allow them to play freely in the class.	Justified <input type="checkbox"/>
	<b>Activity:</b> Free hand drawing using red crayon.	Make the children do free hand drawing using red crayon on old newspapers. Draw big circle and small circle.	Justified <input type="checkbox"/>

**Teacher Assessment:**


Smiley for today's involvement, learning and enjoyment of teacher and students.



With the best knowledge & Imaan, I rate my accomplishment today as



Note: 28<sup>th</sup> April 2018 - Mother's get together and 'Red Day'

When	What	How	Work done
Day 19  30 <sup>th</sup> April Mon	<b>Deeniyat:</b> Recap of Tasmiyah.	Making the child repeat the Tasmiyah with correct pronunciation.	Justified <input type="checkbox"/>
	<b>English:</b> a) Conversation questions: Recap of Q. no 1 and 2. b) Recap of standing and sleeping lines. c) Recap of concept big and small. d) Recap letter Aa. e) Activity book pg no 54.	a) Talking to the child on Islamic greeting and informal talk. Recap of Q. no 1 and 2. b) Recap of standing and sleeping line using blackboard, slate work and sand tray practice. c) Recap of concept big and small using charts, objects, classroom material and pictures. d) Recap letter Aa. e) Activity book pg no 54.	Justified <input type="checkbox"/>
	<b>Math:</b> a) Recap of oral counting 1 and 2. b) Recap of number 1 and complete pending work.	a) Recap of oral counting 1 and 2. b) Recap of number 1 and complete pending work.	Justified <input type="checkbox"/>
	<b>EVS:</b> Recap of previous topic and complete pending work.	Recap of previous topic and complete pending work.	Justified <input type="checkbox"/>
	<b>Break time:</b>	Islamic etiquette of eating and practical demo.	Justified <input type="checkbox"/>
	<b>Games:</b> Organized game	Marking on the ground letters and number 1 ask kids to run to the circle which has number 1.	Justified <input type="checkbox"/>
	<b>Activity:</b> Recap letter 'Aa'.	Put objects that start with letter 'Aa' in the box. Mix some objects with starts with letter 'A' and some other objects too. Children will sort and put the objects of letter 'A' in the A box. Note for teachers: on a medium size cardboard box right letter 'A' and keep it ready.	Justified <input type="checkbox"/>
<b>Teacher Assessment:</b> Smiley for today's involvement, learning and enjoyment of teacher and students.  With the best knowledge & Imaan, I rate my accomplishment today as <input type="checkbox"/> 10			