



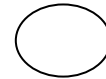
Day wise plan for the month of June 2018

Class - Nursery - Maharashtra

When	What	How	Workdone
Day 1 to Day 2	Deeniyat - Welcoming the toddlers.	Day 1 - Welcome the toddlers and make them comfortable with the new environment of classroom Greet: "As-Salaamu Alaikum" Day 2- "As-Salaamu Alaikum"	Justified <input type="checkbox"/>
18 th & 19 th June Mon-Tue	Settling time: Motivate the child to do any of the activities mentioned.	Set up three or four Activity centers. 1. Kids will do the activities along with the parents for first two days. 2. Teacher will interact with parents and child, noting details, making an observation record. A. Block play - some plastic cups, spoons, paper plate and ice cream sticks. B. Crayons - white paper and colour paper. C. Clay - mould, roller - pin. d. fine motor activities - lacing work, pipe cleaner, peg boards (puzzles). e. Plastic toys-fruits, vegetables, vehicles.	Justified <input type="checkbox"/>

Teacher Assessment:

Smiley for today's involvement, learning and enjoyment of teacher and students.



With the best knowledge & Imaan, I rate my accomplishment today as



Diary note: Give a diary note to the parents (or) tell the parents verbally when they come in the initial days as follows.

'Dear Parents',

Kindly share one full size (4x6size) photograph and 2 passport size photographs of our child.

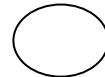
Also share an image /picture of his (a) favourite food (b) favourite fruit (c) favourite vegetable (d) favourite game.

The above items will be useful in the topics taught and learnt further.

When	What	How	Workdone
Day 3 20 th June Wed	Deeniyat: Introduction of salaam ka jawaab.	Introduction of salaam ka jawaab.	Justified <input type="checkbox"/>
	Settling time:	Activity corner and get your favourite story book or picture book and share with your peers. Activity corner and get your favourite toy and play with your friends. (Free play 30min) Activity corner and Plan outdoor play, walking on a rope, balancing activity and story time in open area.	Justified <input type="checkbox"/>

Teacher Assessment:

Smiley for today's involvement, learning and enjoyment of teacher and students.





With the best knowledge & Imaan, I rate my accomplishment today as



When	What	How	Workdone
Day 4 21 st June Thu	Deeniyat: Recap of salaam ka jawaab.	Recap of salaam ka jawaab.	Justified <input type="checkbox"/>
	English: a) Introduction of conversation Q.1. b) Recap of rhyme 'Chubby Cheeks'	a) Introduction of conversation Q.1. What do you say when you meet someone? Back to school song: Where is (child's name)? Where is (child's name)? Please stand up, Please stand up, Do a little wave, Do a little clapping, Sit back down, Sit back down! b) Recap of 'Chubby Cheeks',	Justified <input type="checkbox"/>
	Math: a) Activity 8. b) Activity 58.	a) Activity 8 - Sorting. b) Activity 58 - Pom poms sequencing. (MS Kindergarten activity book).	
	EVS: Informal question of 'My Body'	Informal question of 'My Body'- Make them clap-clap & jump and ask them which part of the body is helping them to do all such action.	Justified <input type="checkbox"/>
	Break time	Islamic etiquette of eating and practical demo. How To Eat: Wash hands. Eat with your right hand. Say Bismillah before eating How to drink water: Sit down with the glass. Say Bismillah. Drink water in small gulps. Say Alhumdulillah after drinking.	Justified <input type="checkbox"/>
	Activity: Physical activity.	Physical Activity: Hopping Frogs. Place green lily pads (circular green paper/felt/foam paper) on ground and hop to each one like little frogs. Add directions, go, hop, etc. adds to fun.	Justified <input type="checkbox"/>
	Rhymes: Introduction of rhyme 'Chubby Cheeks'.	Introduction of rhyme 'Chubby Cheeks'.	Justified <input type="checkbox"/>

Teacher Assessment:


Smiley for today's involvement, learning and enjoyment of teacher and students. 


With the best knowledge & Imaan, I rate my accomplishment today as 

Every Friday is Fruity Friday.
Kindly send fruits as Sancks on every Friday.

When	What	How	Workdone
Day 5 22 nd June Fri	Deeniyat: Recap of salaam and salaam ka jawaab.	Recap of salaam and salaam ka jawaab.	Justified <input type="checkbox"/>
	English: a) Recap of Conversation questions Q. no 1. b) Rhymes: Recap of rhyme 'Chubby Cheeks'. c) Introduction of stroke-standing line.	Talking to the child on Islamic greeting and informal talk. a) Recap of Q.no.1. b) Recap of rhyme 'Chubby Cheeks' with body actions and rhythm. c) Introduction of stroke- standing line using black board, sand tray.	Justified <input type="checkbox"/>
	Math: Introduction of shape 'circle'.	Introduce Circle Shape: Show the children the circle shape poster. Trace over the circle with your fingers. Ask the children to do the same. Trace a circle in the air. Make a Circle Shape basket that includes several items that are in the shape of a circle. Ask children to repeat or name the items in the basket. Ask the children what other items could be put in the basket. Can you make a circle with just the fingers on one hand (thumb and 1st finger), two hands, 2 arms, whole body?! Marvelous me! Now make a circle with all friends.	Justified <input type="checkbox"/>
	EVS: Recap of 'My Body'	Recap of 'My Body' - Play blind fold game with the students and ask them can they see if their eyes one closed. Now the teacher can ask the question. Q. How do you see?	Justified <input type="checkbox"/>
	Break time	Islamic etiquette of eating and practical demo.	Justified <input type="checkbox"/>
	Freeplay/Games: Organized game running race.	By taking the children out in the open area and have running race involving all the students.	Justified <input type="checkbox"/>
	Activity: Balloon painting. (use red colour and draw a big circle on the chart).	Balloon painting - Provide small inflated balloons and plates with paint spread around the surface. Allow children to dip the balloons into the paint and then onto a large piece of paper for some very unique art!	Justified <input type="checkbox"/>

Teacher Assessment:

Smiley for today's involvement, learning and enjoyment of teacher and students. 

With the best knowledge & Imaan, I rate my accomplishment today as 

Note: Continue the sunnat of eating etiquettes as discussed in break time every day.

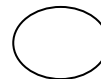
25th -27th June 2018 - Monday to Wednesday

Parent's Orientation Programme.

When	What	How	Workdone
Day 6 25 th June Mon	Deeniyat: Recap of salaam and salaam ka jawaab.	Recap of salaam and salaam ka jawaab.	Justified <input type="checkbox"/>
	English: a) Conversation questions: Recap of Q. no 1. b) Introduction of rhyme 'Little Muslim'.	a) Talking to the child on Islamic greeting and informal talk. Recap of Q. no 1. b) Introduction of rhyme 'Little Muslim'.	Justified <input type="checkbox"/>
	Math: Recap of circle.	a) Recap of shape circle by showing models. b) Ask kids to get one circle sandwich or Roti in the snacks box. c) You can apply make fruit jam (red colour) or a red apple in snacks.	Justified <input type="checkbox"/>
	EVS: Introduction of colour 'Red'.	b) Introduce Colour Red: Show the children the Colour Red poster. Make a colour red basket that includes several items that are red. Try to add a red apple. Ask children to repeat or name the items in the basket. Ask the children what other items could be put in the basket. Play "I Spy Something Red" in the classroom. Whose favorite colour is red?	Justified <input type="checkbox"/>
	Break time	Islamic etiquette of eating and practical demo.	Justified <input type="checkbox"/>
	Freeplay/games: Organized game.	Exercise box - Take a square box and cover it with paper like you would wrap a gift. Then on each side, write an action. It could be hop, jump backwards, touch your toes, run in place, hop on one foot, jump-ing jacks, etc, involve all the students.	Justified <input type="checkbox"/>
	Activity: a) English. b) Inserting pipe cleaners in basket. c) Activity 17.	a) Matching flash card of 'A' to 'a' and 'B' to 'b' saying the letter and sound aloud. b) Ref: Activity 41- Inserting pipe cleaners. c) Activity 17 - Number value pipe cleaner and bottle. (MS Kindergarten activity book).	Justified <input type="checkbox"/>

Teacher Assessment:

Smiley for today's involvement, learning and enjoyment of teacher and students.

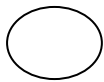


With the best knowledge & Imaan, I rate my accomplishment today as





When	What	How	Workdone
Day 7 26 th June Tue	Assembly time: Deeniyat Hamd.	Refer reader pg 1.	Justified <input type="checkbox"/>
	English: a) Recap of Conversation questions Q. no 1. b) Rhymes: Recap of rhyme 'Chubby Cheeks'.	Talking to the child on Islamic greeting and informal talk. a) Recap of conversation Q.no.1. b) Recap of rhyme 'Chubby Cheeks' with body actions and rhythm.	Justified <input type="checkbox"/>
	Math: Recap of shape 'circle'.	Recap Circle Shape: Show the children the circle shape poster. Trace over the circle with your fingers. Ask the children to do the same. Trace a circle in the air. Make a Circle Shape basket that includes several items that are in the shape of a circle. Ask children to repeat or name the items in the basket. Ask the children what other items could be put in the basket. Can you make a circle with just the fingers on one hand (thumb and 1st finger), two hands, 2 arms, whole body?! Marvelous me! Now make a circle with all friends.	Justified <input type="checkbox"/>
	Break time	Islamic etiquette of eating and practical demo.	Justified <input type="checkbox"/>
	Freeplay/Games: Organized game running race.	By taking the children out in the open area and have running race involving all the students.	Justified <input type="checkbox"/>
	Activity- Deeniyat- Explain about khaane se pahle ki dua ki ahmiyat. b) Group Activity- Balloon painting. (use red colour and draw a big circle on the chart).	a) Explain about khaane se pahle ki dua ki ahmiyat. b) Balloon painting - Provide small inflated balloons and plates with paint spread around the surface. Allow children to dip the balloons into the paint and then onto a large piece of paper for some very unique art!	Justified <input type="checkbox"/>
	Rhymes: Introduction of 'Little Muslim'.	Introduction of 'Little Muslim' with body actions.	Justified <input type="checkbox"/>
	Stories: Imaginative story.	Imaginative story.	Justified <input type="checkbox"/>

Teacher Assessment:

Smiley for today's involvement, learning and enjoyment of teacher and students. 

With the best knowledge & Imaan, I rate my accomplishment today as

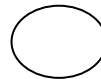


When	What	How	Workdone
Day 8 27 th June Wed	Deeniyat: Introduction of Nuqte.	Introduce of nuqte 1 st & 2 nd line, pg 3.	Justified <input type="checkbox"/>
	English: a) Conversation questions: Recap of Q. no 1. b) Recap of standing lines.	a) Talking to the child on Islamic greeting and informal talk. Recap of Q. no 1. b) Recap of standing lines using black board, slate work and sand tray practice.	Justified <input type="checkbox"/>
	Math: Introduction of oral counting 1-2.	a) Introduction of oral counting 1-2.	Justified <input type="checkbox"/>
	EVS: Introduction of colour 'Red'.	b) Introduce Colour Red: Show the children the Colour Red poster. Make a colour red basket that includes several items that are red. Try to add a red apple. Ask children to repeat or name the items in the basket. Ask the children what other items could be put in the basket. Play "I Spy Something Red" in the classroom. Whose favorite colour is red?	Justified <input type="checkbox"/>
	Break time	Islamic etiquette of eating and practical demo.	Justified <input type="checkbox"/>
	Games: Standing line	Draw a big standing line and ask children to walk over it, saying this is a standing line.	Justified <input type="checkbox"/>
	Activity: My art cart 'A' -pg 34.	My art cart 'A' - Shining sunflower pg 34.	Justified <input type="checkbox"/>
Teacher Assessment: Smiley for today's involvement, learning and enjoyment of teacher and students.  With the best knowledge & Imaan, I rate my accomplishment today as 			

When	What	How	Work done
Day 9 28 th June Thu	Deeniyat: Recap	Recap of nuqte 1 st & 2 nd line, pg 3.	Justified <input type="checkbox"/>
	English: a) Conversation questions: recap of Q.1 and Introduction of Q no 2. b) Rhymes: Introduction of rhyme 'Little Muslim' with actions. c) Recap of standing lines.	a) Talking to the child on Islami greeting and informal talk. Introducing 2Q: How are you? A: Alhamdulillah! I am fine. Thank you! b) Rhymes: Introduction of rhyme 'Little Muslim' with actions. c) Recap of standing lines using black board, slate work and sand tray practice.	Justified <input type="checkbox"/>
	Math: a) Recap of oral counting 1 & 2. a) Introduction of number 1.	a) Recap of oral counting 1 & 2. b) Introduction of number 1, through flash card. Number 1 activity first show 1 object - 1 book, 1-pencil, 1 purse, and so on then pick up 1 object and ask the children how many books are there? Children will answer 1. Now ask the children to clap 1 time, Jump 1 time.	Justified <input type="checkbox"/>
	EVS: Activity book pg 107.	Activity book pg 107 - colouring- to identify red colour and to develop fine motor skills.	Justified <input type="checkbox"/>
	Break time	Islamic etiquette of eating and practical demo.	Justified <input type="checkbox"/>
	Activity: Slate practice standing line.	Slate practice of standing line.	Justified <input type="checkbox"/>
	Rhymes:	a) Recite rhyme 'Chubby cheeks' b) Recite rhyme 'Little Muslim'	Justified <input type="checkbox"/>

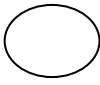
Teacher Assessment:

Smiley for today's involvement, learning and enjoyment of teacher and students.



With the best knowledge & Imaan, I rate my accomplishment today as



When	What	How	Work done
Day 10 29 th June Fri	Deeniyat: Introduction of huruf 'l'	Make the child repeat 'l' Alif with correct pronunciation.	Justified <input type="checkbox"/>
	English: a) Conversation questions: Recap of Q. no 1, 2 b) Introduction of letter 'Aa' through magic box. c) Eng Activity book pg 1.	a) Talking to the child on Islamic greeting and informal talk. Recap of Q. no 1, 2 b) Introduce Letter A: Show the children the Letter A poster. Make a letter A basket that includes several items that start with the letter A. Pronounce clearly the A sound when identifying the items. Ask children to repeat or name the items in the basket. Ask the children what other items could be put in the basket. c) Eng Activity book pg 1 - Tracing and recognizing standing line.	Justified <input type="checkbox"/>
	Math: a) Recap of number 1, Activity book pg no 90.	a) Recap of number 1, Activity book pg no 90.	Justified <input type="checkbox"/>
	EVS: Recap of topic "My Body" through conversation questions.	Recap of topic 'My Body' through conversation questions. Play the "Simon Says" game. In this game you ask the student different task in volving parts of their body. Ex: Simon says to touch your nose. Simon says to clap your hands and so on.	Justified <input type="checkbox"/>
	Break time	Islamic etiquette of eating and practical demo.	Justified <input type="checkbox"/>
	Freeplay/games: Organized game	Mark on the ground letters and number 1 ask kids to run to the circle which has number 1.	Justified <input type="checkbox"/>
	Story: Imaginative story.	Imaginative story.	Justified <input type="checkbox"/>
Teacher Assessment: Smiley for today's involvement, learning and enjoyment of teacher and students.  With the best knowledge & Imaan, I rate my accomplishment today as <input type="checkbox"/> 10			

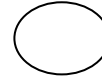
Note: 30th June 2018 - Saturday

Blue Day Celebration

When	What	How	Workdone
Day 11 30 th July Sat	BLUE DAY CELEBRATION	BLUE DAY CELEBRATION Show and tell activity of Blue colour objects, Talking about Blue colour (whale, Butterfly, fishes, cloud ...), children to have fancy dress show of their Blue colour clothes.	Justified <input type="checkbox"/>

Teacher Assessment:

Smiley for today's involvement, learning and enjoyment of teacher and students.



With the best knowledge & Imaan, I rate my accomplishment today as

