

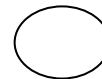
Day wise plan for the month of June 2018

Class - PP I - Maharashtra

When	What	How	Workdone
Day 1 - 2	Deeniyat - Welcoming the toddlers.	Welcome the toddlers and make them comfortable with the new environment of classroom Greet: "As-SalaamuAlaikum"	Justified <input type="checkbox"/>
18 th - 19 th June Mon- Tue	Settling time: Motivate the child to do any of the activities mentioned.	Set up three or four Activity centers. 1. Kids will do the activities along with the parents for first two days. 2. Teacher will interact with parents and child, noting details, making an observation record. A. Block play - some plastic cups, spoons, paper plate and ice cream sticks. B. Crayons - white paper and colour paper. C. Clay - mould, roller - pin. d. fine motor activities - lacing work, pipe cleaner, peg boards (puzzles). e. Plastic toys-fruits, vegetables, vehicles.	Justified <input type="checkbox"/>

Teacher Assessment:

Smiley for today's involvement, learning and enjoyment of teacher and students.



With the best knowledge & Imaan, I rate my accomplishment today as



Diary note: Give a diary note to the parents (or) tell the parents verbally when they come in the initial days as follows.

'Dear Parents',

Kindly share one full size (4x6size) photograph and 2 passport size photographs of our child.

Also share an image /picture of his (a) favourite food (b) favourite fruit (c) favourite vegetable (d) favourite game.

The above items will be useful in the topics taught and learnt further.

When	What	How	Workdone
Day 3 20 th June Wed	Deeniyat:	Islamic greeting Walaikum Assalaam.	Justified <input type="checkbox"/>
	Settling time:	Activity corner and get your favourite story book or picture book and share with your peers. Activity corner and get your favourite toy and play with your friends. (Free play 30min) Activity corner and Plan outdoor play, walking on a rope, balancing activity and story time in open area.	Justified <input type="checkbox"/>

Teacher Assessment:

Smiley for today's involvement, learning and enjoyment of teacher and students.




With the best knowledge & Imaan, I rate my accomplishment today as



When	What	How	Workdone
Day 4 21st June Thu	Deeniyat	Recap Islamic greeting Walaikum Assalaam.	
	English: a) Conversation question. Introduction Q. 1. b) Introduction of Standing line.	a) Introduction Con Q.1: What is your name? b) Introduction of Standing line, (blackboard work and slate practice).	Justified <input type="checkbox"/>
	Math: a) Pre math skills - Matching. b) Introduction of numbers and oral counting 1-5.	Practical activity: Matching books to books, crayons to crayons etc. b) Introduction of number oral counting 1-5.	Justified <input type="checkbox"/>
	E.V.S.: Me-Myself (Note: Topic not in book but we can include it in our day wise.)	Name game to get familiar with names of each other. Welcome Song Good Morning to you, Good Morning to you, Good Morning dear friends, It's nice to see YOU! Good Morning to (child's name) Good Morning to (child's name) It's nice to see YOU!	Justified <input type="checkbox"/>
	Hindi	Recap of hindi rhymes what learnt in nursery.	Justified <input type="checkbox"/>
	Urdu: Introduction of huroof ا.	Introduction of huroof ا Rd pg 1, with objects Angoor, and anar using black board, chart, flash card and book.	Justified <input type="checkbox"/>
	Activity Deeniyat: a) Deeniyat. b) Introduction of hamd.	a) Ask individually salaam & jawaab. b) Introduction of hamd, Refer Rd pg no.1.	Justified <input type="checkbox"/>
	Break time	Islamic etiquette of eating and practical demo. How To Eat: Wash hands. Eat with your right hand. Say Bismillah before eating How to drink water: Sit down with the glass. Say Bismillah. Drink water in small gulps. Say Alhumdulillah after drinking.	Justified <input type="checkbox"/>
	Freeplay/Games	Out door freeplay Activity no 3 - walking on the lines.	Justified <input type="checkbox"/>

Teacher Assessment:

Smiley for today's involvement, learning and enjoyment of teacher and students. 


With the best knowledge & Imaan, I rate my accomplishment today as

 10

Every Friday is Fruity Friday.
Kindly send fruits as Sancks on every Friday.

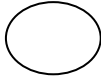

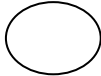
When	What	How	Workdone
Day 5 22 nd June Fri	Deeniyat:	Introduction of Taawwuz with tajweed.	Justified <input type="checkbox"/>
	English: a) Activity book. c) Recap con Q 1. d) Standing line.	a) Activity Book -pg: 1. c) Recap con Q 1. d) Standing line.	Justified <input type="checkbox"/>
	Math: Pre math skills- Sorting and grouping.	a) Math Rd pg 4 & 5.	Justified <input type="checkbox"/>
	E.V.S.: Me-Myself (Note: Topic not in book but we can include it in our day wise.)	All boys form a group, all girls form a group. Make a tall child lie down on a newspaper, draw the outline and cut it. Same way do it with the short child. Paste both the cut outs on the bulletin board and compare. He/she is tall. He/she is short.	Justified <input type="checkbox"/>
	Hindi: Introduction of रेखाएं	Introduction of रेखाएं	Justified <input type="checkbox"/>
	Urdu: Slate practice of huroof 'I'	Slate practice of huroof 'I'	Justified <input type="checkbox"/>
	Break time	Islamic etiquette of eating and practical demo. How To Eat: Wash hands. Eat with your right hand. Say Bismillah before eating How to drink water: Sit down with the glass. Say Bismillah. Drink water in small gulps. Say Alhumdulillah after drinking.	Justified <input type="checkbox"/>
Activity	Sand paper tracing: standing line. Walking on a standing line balancing one book on head. My art cart book 'B' pg 34, princess crown activity.	Justified <input type="checkbox"/>	

Teacher Assessment:

Smiley for today's involvement, learning and enjoyment of teacher and students. 

With the best knowledge & Imaan, I rate my accomplishment today as

 10

When	What	How	Workdone
Day 6 23 rd June Sat	Deeniyat:	Make the children repeat Tasmiyah with tajweed.	Justified <input type="checkbox"/>
	English: a) Recap con Q 1. b) PB: pg- 1-Standing line. c) Introduction of opposites, 'big and small'.	a) Recap con Q 1. b) PB: pg- 1-Standing line. c) Introduction of opposites, 'big and small'.	Justified <input type="checkbox"/>
	Math: a) Recap of oral counting 1-5, b) Standing line and sleeping line. c) Rd pg 1.	a) Recap of oral counting 1-5, b) Standing line and sleeping line. c) Rd pg 1.	Justified <input type="checkbox"/>
	E.V.S: Introduction of the topic," My body".	EVS reader pg - 2,3. Give me five activity. Give Me Five. (Getting student's attention, Hold up 1 finger as you say each rule. You'll soon find your students reciting these with you.) Eyes are watching, Ears are listening, Mouth is quiet, Hands are to myself, Hearts are caring. Involve students and talk about the Body parts and its functions.	Justified <input type="checkbox"/>
	Hindi: Introduction of अ	Introduction of अ Rd pg 1.	Justified <input type="checkbox"/>
	Urdu: Recap of huroof ا	a)Trace and write huroof ا. b) Rd pg 1 (half page).	Justified <input type="checkbox"/>
	Activity: Math: Pre math skills- Sorting and grouping.	Practical activity. Vegetable and fruits sorting by putting them in appropriate boxes. Put all books at one place, crayons in one box.	Justified <input type="checkbox"/>
	Break time	Islamic etiquette of eating and practical demo. How To Eat: Wash hands. Eat with your right hand. Say Bismillah before eating How to drink water: Sit down with the glass. Say Bismillah. Drink water in small gulps. Say Alhumdulillah after drinking.	Justified <input type="checkbox"/>
Homework: Englih: PB pg 1 (half page) Urdu: Do Rd pg 1 (half page)			
Teacher Assessment: Smiley for today's involvement, learning and enjoyment of teacher and students.  With the best knowledge & Imaan, I rate my accomplishment today as  			

Note: Continue the sunnat of eating etiquettes as discussed in break time every day.

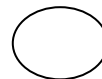
25th -27th June 2018 - Monday to Wednesday

Parent's Orientation Programme.

When	What	How	Workdone
Day 7 25 th June Mon	Deeniyat:	Khaane se pahle ki dua.	Justified <input type="checkbox"/>
	English: a) Introduction of conversation Q.2. b) Sleeping line. c) Sand paper tracing. d) Recap of opposite big and small and activity book pg 46.	a) Introduction of Conversation Q.2. How are you? Rd pg 6. b) Walking on a sleeping line from left to right. Group work: children of each group will hold hands and walk on the sleeping line and keep humming this is a sleeping line, sleeping line, sleeping line. c) Sand paper tracing. d) Recap of opposite big and small and activity book pg 46.	Justified <input type="checkbox"/>
	Math: a) Outdoor play. b) Introduction of circle shape. c) Activity book pg 71.	a) Outdoor play: Let's form a big circle (holding hands apart) and small circle (holding hands and coming closer). Note: Draw a big circle and a small circle on the ground before you play this game. Introduction of circle through rhyme. I go round and round, round and round I have no sides, And I have no corners Activity I am a circle. Board work, Practically showing different objects. Slate practice: Draw a circle. c) Activity book pg 71 - Colour only the circle.	Justified <input type="checkbox"/>
	Evs; Recap of the topic," My body	Recap of the topic," My body	Justified <input type="checkbox"/>
	Urdu: Recap of huroof 'i'	Recap of huroof 'i'	Justified <input type="checkbox"/>
	Story: Introduction of 'Allah is the Provider'	Introduction of 'Allah is the Provider' Rd pg no. 18.	Justified <input type="checkbox"/>
Activity: a) My art cart book 'B' b) Activity no 1.	a) "The lion and the mouse" - activity my art cart book "B" pg 35. Activity no 1 - Racing through the strokes. (Kindergarten activity book).	Justified <input type="checkbox"/>	

Teacher Assessment:

Smiley for today's involvement, learning and enjoyment of teacher and students.




With the best knowledge & Imaan, I rate my accomplishment today as



When	What	How	Workdone
Day 8 26 th June Tue	Deeniyat: Introduction of the dua 'Cheenk aanye par kahein.	Introduce the dua with correct pronunciation.	Justified <input type="checkbox"/>
	English: a) Sleeping line. b) Activity book pg 2.	a) Slate practice of sleeping line. b) Activity book pg 2.	Justified <input type="checkbox"/>
	Math: a) Activity book pg 51. Comparison: Introduction of Big and small.	a) Activity book pg 51. Repeat the day 10 activity. Practically showing objects- big and small. Drawing in the air-big circle and small circle. Imagine blowing a small balloon and keep blowing to make it big. Action: Like holding a balloon in between your hands and blowing it, keep moving your hands wider). Note: At the end you can pretend with kids that it's become so big that it blasts. (Action: Get the hands closer and clap as well as make a POP sound).	Justified <input type="checkbox"/>
	E.V.S: a) Recap My body. Q. 1 to 3. b) Rd pg 6.	a) EVS reader Pg- 1 to 3. b) Rd pg 6- Match the body parts to its functions.	Justified <input type="checkbox"/>
	Urdu: a) Recap of huroof ا b) Introduction of huroof ب	a) Recap of huroof ا b) Introduction of huroof ب with objects Basta and Bus, using black board, flash card and books.	Justified <input type="checkbox"/>
	Hindi: Recap of अरु slate practice. c) Rd pg 1.	a) Recap of अरु and Slate practice. c) Rd pg 1-Tracing.	Justified <input type="checkbox"/>
	Rhymes: Introduction of rhyme 'Allah knows'.	Introduction of rhyme 'Allah knows', rhymes book-pg. 1.	Justified <input type="checkbox"/>

Teacher Assessment:

Smiley for today's involvement, learning and enjoyment of teacher and students. 

With the best knowledge & Imaan, I rate my accomplishment today as

 10

When	What	How	Workdone
Day 9 27 th June Wed	Deeniyat: Introduction of Islaami maloomaat Q.1 & 2.	Explain about Islaam.	Justified <input type="checkbox"/>
	English: Recap of standing and sleeping line.	a) Recap of standing and sleeping line. b) PB pg 2 (half page).	Justified <input type="checkbox"/>
	Math: a) Introduction of number:1. b) Activity book pg 56.	a) Introduction of number 1, Practical learning. Clap one time, Jump one time, stamp your foot one time. Can play simon says game too. Point out one finger: index finger. Get one book, give me one crayon/pencil. Draw one circle in the air. b) Activity book pg 56 (fingertip printing). Note: use only 1 colour - yellow.	Justified <input type="checkbox"/>
	E.V.S: Recap My body, Q.4-6.	EVS reader Pg- 3 picture reading by students. Con Q 4: What do you do with your nose? Con Q 5: How many fingers do you have? Con Q 6: How many hands do you have?	Justified <input type="checkbox"/>
	Hindi: Recap of अस्late practice.	a) Recap of अ b) Slate practice.	Justified <input type="checkbox"/>
	Freeplay/game:	Make standing line and sleeping lines with the help of ice-cream sticks and straws.	Justified <input type="checkbox"/>
	Activity: Math: Introduction of number: 1. b) My art cart book 'B' recap of My body activity.	Math: Practical learning. Clap one time, Jump one time, stamp your foot one time. Can play simon says game too. Pointing out one finger: index finger. Get one book, give me one crayon/pencil. Draw one circle in the air. Slate work. b) My art cart book 'B', Pg: 28 - Hairy hair.	Justified <input type="checkbox"/>
Homework: English PB pg 2. (half page).			

Teacher Assessment:

Smiley for today's involvement, learning and enjoyment of teacher and students.




With the best knowledge & Imaan, I rate my accomplishment today as



When	What	How	Workdone
Day 10 28 th June Thu	Deeniyat: Introduction of huroof-e-tahajji.	Introduce huroof-e-tahajji ا. ث with tajweed.	Justified <input type="checkbox"/>
	Math: a) Recap Strokes. b) Rd pg 11.	a) Recap Strokes b) Rd pg 11-Trace and write number 1.	Justified <input type="checkbox"/>
	E.V.S: a) Recap My body. b) Activity book pg.75.	a) Recap My body and match the body parts. pg no. 6. b) Activity book pg.75 - colouring.	Justified <input type="checkbox"/>
	Hindi: Recap of Akshar अ अ	Recap of Akshar अ with two rhyming line.	Justified <input type="checkbox"/>
	Urdu: Recap of huroof پ	a) Recap of huroof پ b) Trace and write پ Rd pg no 2 (half page).	Justified <input type="checkbox"/>
	Freeplay/game	Outdoor play in the ground.	Justified <input type="checkbox"/>
	Activity Deeniyat: Introduction of huroof-e-tahajji.	Introduce huroof-e-tahajji ج - خ with tajweed.	Justified <input type="checkbox"/>
Homework: Math: Rd pg no.12. Urdu: Rd pg no. 2.			

Teacher Assessment:

Smiley for today's involvement, learning and enjoyment of teacher and students. 


With the best knowledge & Imaan, I rate my accomplishment today as


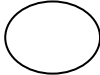
10

**Diary note: Mention a diary note about, 'Blue Day Celebration' scheduled on
Saturday 30th June 2018,**

When	What	How	Workdone
Day 11 29 th June Fri	Deeniyat: Introduction of suratul faatiha.	Introduce suratul faatiha ayat no 1 & 2.	Justified <input type="checkbox"/>
	English: a) Introduction of slanting line- Right to left.	Introduction of slanting line- Right to left, Outdoor play: sliding on the slide like like a slanting line, there we go up to down. Body movement: hand position like a slanting line. Slate practice - strokes.	Justified <input type="checkbox"/>
	Math: Recap number:1. Rd: pg-2.	a) Slate practice - standing and sleeping lines. b) Rd pg 2 - Slanting lines.	Justified <input type="checkbox"/>
	E.V.S: Recap My body.	Make a log book of each child. Log book: Stable about 10 light colour papers (half the size of A4 paper). We will keep pasting in the log office as per the topics.	Justified <input type="checkbox"/>
	Urdu: a) Recap of huroof. b) Introduction of huroof	a) Recap of huroof . b) Introduction of huroof with objects pata, patang, black board, chart, flash card and books. Rd pg 3.	Justified <input type="checkbox"/>
Activity: Sand paper tracing of strokes.	Sand paper tracing of strokes.	Justified <input type="checkbox"/>	

Teacher Assessment:

Smiley for today's involvement, learning and enjoyment of teacher and students. 

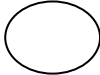
With the best knowledge & Imaan, I rate my accomplishment today as  

Note: 30th June 2018 - Saturday

Blue Day Celebration

When	What	How	Workdone
Day 12 30 th June Sat	BLUE DAY CELEBRATION	BLUE DAY CELEBRATION Show and tell activity of Blue colour objects, Talking about Blue colour (whale, Butterfly, fishes, cloud ...), children to have fancy dress show of their Blue colour clothes.	Justified <input type="checkbox"/>

Teacher Assessment:

Smiley for today's involvement, learning and enjoyment of teacher and students. 

With the best knowledge & Imaan, I rate my accomplishment today as 