

## Day wise plan for the month of June 2018

### Class - PP I -Telangana

| When   | What   | How   | Workdone                              |
|--|--|---|---------------------------------------|
|  | <b>Deeniyat</b> - Welcoming the toddlers.  | Day 1 - Welcome the toddlers and make them comfortable with the new environment of classroom<br><br>Greet: "As-SalaamuAlaikum"<br><br>Day 2- Islamic greeting As-SalaamuAlaikum   | Justified<br><input type="checkbox"/> |
| Day 1 - 2<br><br>1 <sup>st</sup> - 2 <sup>nd</sup><br>June | <b>Settling time:</b><br>Motivate the child to do any of the activities mentioned. | Set up three or four Activity centers.<br>1. Kids will do the activities along with the parents for first two days.<br>2. Teacher will interact with parents and child, noting details, making an observation record.<br>A. Block play - some plastic cups, spoons, paper plate and ice cream sticks.<br>B. Crayons - white paper and colour paper.<br>C. Clay - mould, roller - pin.<br>d. fine motor activities - lacing work, pipe cleaner, peg boards (puzzles).<br>e. Plastic toys-fruits, vegetables, vehicles. | Justified<br><input type="checkbox"/> |

**Teacher Assessment:**

Smiley for today's involvement, learning and enjoyment of teacher and students.



With the best knowledge & Imaan, I rate my accomplishment today as



Diary note: Give a diary note to the parents (or) tell the parents verbally when they come in the initial days as follows.

**'Dear Parents',**

Kindly share one full size (4x6size) photograph and 2 passport size photographs of our child.

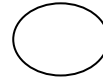
Also share an image /picture of his (a) favourite food (b) favourite fruit (c) favourite vegetable (d) favourite game.

The above items will be useful in the topics taught and learnt further.

| When  | What           | How   | Workdone                              |
|---|----------------|---|---------------------------------------|
| Day<br>3 - 5<br><br>4 <sup>th</sup> to<br>6 <sup>th</sup><br>June | Deeniyat:      | Day 3 -Welcome the toddlers and make them comfortable with the new environment of classroom. How to greet: "Assalamwalekum" and its response "walikum assalam"<br>Day 4 - Introduction of Taawwuz with tajweed.<br>Day 5 - Recap of ta'wwuz and introduction of Tasmiyah with tajweed.  | Justified<br><input type="checkbox"/> |
|   | Settling time: | Day 3.<br>Activity corner and get your favourite story book or picture book and share with your peers.<br>Day 4.<br>Activity corner and get your favourite toy and play with your friends. (Free play 30min)<br>Day 5.<br>Activity corner and Plan outdoor play, walking on a rope, balancing activity and story time in open area. | Justified<br><input type="checkbox"/> |

**Teacher Assessment:**

Smiley for today's involvement, learning and enjoyment of teacher and students.

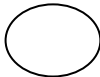


With the best knowledge & Imaan, I rate my accomplishment today as



| When   | What   | How   | Workdone                              |
|--|--|---|---------------------------------------|
| Day<br>6<br><br>7 <sup>th</sup><br>June<br>Thu | <b>Assembly time:</b><br>Deeniyat.<br>Introduction of hamd.  | a) Introduction of hamd, Refer Rd pg no.1.  | Justified<br><input type="checkbox"/> |
|  | <b>English:</b><br>a) Conversation question. Introduction Q. 1.<br>b) Introduction of Standing line. | a) Introduction Con Q:1: What is your name?<br>b) Introduction of Standing line, (blackboard work and slate practice).  | Justified<br><input type="checkbox"/> |
|  | <b>Math:</b><br>a) Pre math skills - Matching.<br>b) Introduction of numbers and oral counting 1-5.  | Practical activity: Matching books to books, crayons to crayons etc.<br>b) Introduction of number oral counting 1-5.  | Justified<br><input type="checkbox"/> |
|  | <b>E.V.S.: Me-Myself</b><br>(Note: Topic not in book but we can include it in our day wise.)         | Name game to get familiar with names of each other.<br>Welcome Song<br>Good Morning to you, Good Morning to you,<br>Good Morning dear friends, It's nice to see YOU!<br>Good Morning to (child's name)<br>Good Morning to (child's name)<br>It's nice to see YOU! | Justified<br><input type="checkbox"/> |
|  | <b>Hindi</b>   | Recap of hindi rhymes what learnt in nursery.   | Justified<br><input type="checkbox"/> |
|  | <b>Urdu:</b> Introduction of huroof ا.   | Introduction of huroof ا Rd pg 1, with objects Angoor, and anar using black board, chart, flash card and book.  | Justified<br><input type="checkbox"/> |
|  | <b>Activity</b>  | Sand paper tracing: standing line.<br>Walking on a standing line balancing one book on head.<br>My art book 'B' pg 34, princess crown activity.   | Justified<br><input type="checkbox"/> |
|  | <b>Activity a) Deeniyat:</b><br>b) Math.   | a) Deeniyat- Ask individually salaam & jawaab.<br>b) Recap 1-5 using activity 27: number fingers and Velcro.<br>(Refer MS kindergarten activity book).  | Justified<br><input type="checkbox"/> |
|  | <b>Break time</b>  | Islamic etiquette of eating and practical demo.<br>How To Eat: Wash hands. Eat with your right hand. Say Bismillah before eating<br>How to drink water: Sit down with the glass. Say Bismillah.<br>Drink water in small gulps. Say Alhumdulillah after drinking.  | Justified<br><input type="checkbox"/> |
| <b>Freeplay/Games</b>                          | Out door freeplay<br>Activity no 3 - walking on the lines.   | Justified<br><input type="checkbox"/>   |                                       |

**Teacher Assessment:**


Smiley for today's involvement, learning and enjoyment of teacher and students. 

With the best knowledge & Imaan, I rate my accomplishment today as

 10

| When   | What   | How   | Workdone                              |
|--|--|---|---------------------------------------|
| Day<br>7<br><br>8 <sup>th</sup><br>June<br>Fri | <b>Deeniyat:</b> Recap of Taawwuz and Tasmiya.   | Make the children repeat Taawwuz and Tasmiya with tajweed.  | Justified<br><input type="checkbox"/> |
|  | <b>English:</b><br>a) Activity book.<br>c) Recap con Q 1.<br>d) Standing line.               | a) Activity Book -pg: 1.<br>c) Recap con Q 1.<br>d) Standing line.  | Justified<br><input type="checkbox"/> |
|  | <b>Math:</b><br>Pre math skills-<br>Sorting and grouping.                                    | a) Math Rd pg 4 & 5.  | Justified<br><input type="checkbox"/> |
|  | <b>E.V.S.:</b> Me-Myself<br>(Note: Topic not in book but we can include it in our day wise.) | All boys form a group, all girls form a group.<br>Make a tall child lie down on a newspaper, draw the outline and cut it. Same way do it with the short child. Paste both the cut outs on the bulletin board and compare. He/she is tall. He/she is short.    | Justified<br><input type="checkbox"/> |
|  | <b>Urdu:</b> Slate practice of huroof 'I'  | Slate practice of huroof 'I'  | Justified<br><input type="checkbox"/> |
|  | <b>Break time</b>  | Islamic etiquette of eating and practical demo.<br>How To Eat: Wash hands. Eat with your right hand. Say Bismillah before eating<br>How to drink water: Sit down with the glass. Say Bismillah. Drink water in small gulps. Say Alhumdulillah after drinking. |                                       |

**Teacher Assessment:**

Smiley for today's involvement, learning and enjoyment of teacher and students. 

With the best knowledge & Imaan, I rate my accomplishment today as

|    |
|----|
| 10 |
|----|

| When  | What   | How   | Workdone                              |
|---|--|---|---------------------------------------|
| Day<br>8<br><br>9 <sup>th</sup><br>June<br>sat                                | <b>Deeniyat:</b> Introduction of Nuqte.  | Make the children learn about complete sabaq of Nuqte.  | Justified<br><input type="checkbox"/> |
|   | <b>English:</b><br>a) Recap con Q 1.<br>b) PB: pg- 1-Standing line.<br>c) Introduction of opposites 'big and small'.   | a) Recap con Q 1.<br>b) PB: pg- 1-Standing line.<br>c) Introduction of opposites, 'big and small'.  | Justified<br><input type="checkbox"/> |
|   | <b>Math:</b><br>a) Recap of oral counting 1-5,<br>b) Standing line and sleeping line.<br>c) Rd pg 1.   | a) Recap of oral counting 1-5,<br>b) Standing line and sleeping line.<br>c) Rd pg 1.  | Justified<br><input type="checkbox"/> |
|   | <b>E.V.S:</b><br>Introduction of the topic," My body".   | EVS reader pg - 2,3.<br>Give me five activity.<br>Give Me Five. (Getting student's attention, Hold up 1 finger as you say each rule. You'll soon find your students reciting these with you. )<br>Eyes are watching, Ears are listening, Mouth is quiet, Hands are to myself, Hearts are caring.<br>Involve students and talk about the Body parts and its functions. | Justified<br><input type="checkbox"/> |
|   | <b>Hindi:</b> Introduction of अ  | Introduction of अ Rd pg 1.  | Justified<br><input type="checkbox"/> |
|   | <b>Urdu:</b> Recap of huroof ا   | a)Trace and write huroof ا.<br>b) Rd pg 1 (half page).  | Justified<br><input type="checkbox"/> |
|   | <b>Activity:</b><br>Math:<br>Pre math skills-<br>Sorting and grouping.   | Practical activity.<br>Vegetable and fruits sorting by putting them in appropriate boxes.<br>Put all books at one place, crayons in one box.  | Justified<br><input type="checkbox"/> |
| <b>Rhymes:</b> Introduction of rhymes 'Allah knows'.                          | Introduction of rhymes 'Allah knows', rhymes book-pg. 1.   | Justified<br><input type="checkbox"/>   |                                       |
| <b>Break time</b>   | Islamic etiquette of eating and practical demo.<br>How To Eat: Wash hands. Eat with your right hand. Say Bismillah before eating<br>How to drink water: Sit down with the glass. Say Bismillah.<br>Drink water in small gulps. Say Alhumdulillah after drinking. | Justified<br><input type="checkbox"/>   |                                       |
| <b>Homework:</b> English: PB pg 1 (half page)<br>Urdu: Do Rd pg 1 (half page) |  |   |                                       |

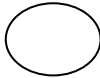

**Teacher Assessment:**

Smiley for today's involvement, learning and enjoyment of teacher and students.

With the best knowledge & Imaan, I rate my accomplishment today as



Note: Kindly continue the sunnat of eating etiquettes as discussed in break time every day.

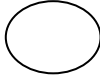
| When  | What   | How   | Workdone                              |
|---|--|---|---------------------------------------|
| Day<br>9<br><br>11 <sup>th</sup><br>June<br>Mon   | <b>Deeniyat:</b> Introduction of kahaane se pehli ki dua with tarjama.   | Make the children recite the kahaane se pehle ki dua with tarjama.  | Justified<br><input type="checkbox"/> |
|   | <b>English:</b> a) Introduction of conversation Q.2.<br>b) Sleeping line.<br>c) Recap of opposite big and small and activity book pg 46. | a) Introduction of Conversation Q.2. How are you? Rd pg 6.<br>b) Walking on a sleeping line from left to right.<br>Group work: children of each group will hold hands and walk on the sleeping line and keep humming this is a sleeping line, sleeping line, sleeping line.<br>Sand paper tracing.<br>c) Recap of opposite big and small and activity book pg 46. | Justified<br><input type="checkbox"/> |
|   | <b>Math Activity:</b><br>a) Outdoor play.<br>b) Introduction of circle shape.<br>c) Activity book pg 71.                                 | a) Outdoor play: Let's form a big circle (holding hands apart) and small circle (holding hands and coming closer).<br>Note: Draw a big circle and a small circle on the ground before you play this game.<br>Introduction of circle through rhyme.<br>I go round and round, round and round<br>I have no sides, And I have no corners.                            | Justified<br><input type="checkbox"/> |
|   | <b>Evs;</b> Recap of the topic," My body   | Recap of the topic," My body  | Justified<br><input type="checkbox"/> |
|   | <b>Hindi:</b> a) Recap of अ<br>b) Rd pg 1.   | a) Recap of अ slate practice.<br>b) Rd pg 1-Tracing.  | Justified<br><input type="checkbox"/> |
|   | <b>Urdu:</b> Recap of huroof 'i'   | Recap of huroof 'i'   | Justified<br><input type="checkbox"/> |
|   | <b>Story:</b> My art cart book 'B'   | "The lion and the mouse" - activity my art cart book "B" pg 35.   | Justified<br><input type="checkbox"/> |
|   | <b>Freeplay/Games:</b>   | I am a circle. Board work, Practically showing different objects.<br>Slate practice: Draw a circle.<br>c) Activity book pg 71 - Colour only for circle.   | Justified<br><input type="checkbox"/> |
| <b>Teacher Assessment:</b><br>Smiley for today's involvement, learning and enjoyment of teacher and students. <br>With the best knowledge & Imaan, I rate my accomplishment today as  |  |   |                                       |

**Note: 12<sup>th</sup> June Tuesday 2018 - 16<sup>th</sup> June Saturday 2018**

**Shab- e-Qader and Id - ul-Fitr Holidays.**

| When   | What   | How   | Workdone                              |
|--|--|---|---------------------------------------|
| Day<br>10<br><br>18 <sup>th</sup><br>June<br>Mon | <b>Deeniyat:</b> Introduction of the dua 'Cheenk aanay par kahein.                       | Introduce the dua with correct pronunciation.   | Justified<br><input type="checkbox"/> |
|  | <b>English:</b> a) Sleeping line.<br>b) Activity book pg 2.                              | a) Slate practice of sleeping line.<br>b) Activity book pg 2.   | Justified<br><input type="checkbox"/> |
|  | <b>Math:</b><br>a) Activity book pg 51.<br>Comparison:<br>Introduction of Big and small. | a) Activity book pg 51.<br>Repeat the day 10 activity.<br>Practically showing objects- big and small.<br>Drawing in the air-big circle and small circle.<br>Imagine blowing a small balloon and keep blowing to make it big. Action: Like holding a balloon in between your hands and blowing it, keep moving your hands wider).<br>Note: At the end you can pretend with kids that it's become so big that it blasts. (Action: Get the hands closer and clap as well as make a POP sound). | Justified<br><input type="checkbox"/> |
|  | <b>E.V.S:</b> a) Recap My body. Q. 1 to 3.<br>b) Rd pg 6.                                | a) EVS reader Pg- 1 to 3.<br>b) Rd pg 6- Match the body parts to its functions.   | Justified<br><input type="checkbox"/> |
|  | <b>Urdu:</b> a) Recap of huroof ا<br>b) Introduction of huroof ب                         | a) Recap of huroof ا<br>b) Introduction of huroof ب with objects Basta and Bus, using black board, flash card and books.  | Justified<br><input type="checkbox"/> |
|  | <b>Freeplay/game:</b>  | Make standing line and sleeping lines with the help of ice-cream sticks and straws.   | Justified<br><input type="checkbox"/> |
|  | <b>Hindi:</b> Recap of अslate practice.  | a) Recap of अ<br>b) Slate practice.   | Justified<br><input type="checkbox"/> |
|  | <b>Stories:</b> Introduction of 'Allah is the Provider'                                  | Introduction of 'Allah is the Provider' Rd pg no 18.  | Justified<br><input type="checkbox"/> |

**Teacher Assessment:**

Smiley for today's involvement, learning and enjoyment of teacher and students. 

With the best knowledge & Imaan, I rate my accomplishment today as





| When   | What  | How  | Workdone                              |
|--|---|--|---------------------------------------|
| Day<br>11<br><br>19 <sup>th</sup><br>June<br>Tue | <b>Deeniyat:</b> Recap.   | Make the children repeat the dua along with the teacher.   | Justified<br><input type="checkbox"/> |
|  | <b>English:</b><br>Recap of standing and sleeping line.   | a) Recap of standing and sleeping line.<br>b) PB pg 2 (half page).   | Justified<br><input type="checkbox"/> |
|  | <b>Math:</b><br>a) Introduction of number:1.<br>b) Activity book pg 56.                                       | a) Introduction of number 1,<br>Practical learning. Clap one time, Jump one time, stamp your foot one time. Can play simon says game too.<br>Point out one finger: index finger.<br>Get one book, give me one crayon/pencil.<br>Draw one circle in the air.<br>b) Activity book pg 56 (fingertip printing).<br>Note: use only 1 colour - yellow. | Justified<br><input type="checkbox"/> |
|  | <b>E.V.S:</b> Recap My body, Q.4-6.   | EVS reader Pg- 3 picture reading by students.<br>Con Q 4: What do you do with your nose?<br>Con Q 5: How many fingers do you have?<br>Con Q 6: How many hands do you have?   | Justified<br><input type="checkbox"/> |
|  | <b>Hindi:</b> Recap of अस्late practice.  | a) Recap of अ<br>b) Slate practice.  | Justified<br><input type="checkbox"/> |
|  | <b>Urdu:</b><br>Slate practice.   | Slate practice of huroof ہ   | Justified<br><input type="checkbox"/> |
|  | <b>Rhymes; Recap</b>  | Recap.   | Justified<br><input type="checkbox"/> |
|  | <b>Activity:</b> a) Math:<br>Introduction of number: 1.<br>b) My art cart book 'B' recap of My body activity. | a) Math: Practical learning. Clap one time, Jump one time, stamp your foot one time. Can play simon says game too.<br>Pointing out one finger: index finger.<br>Get one book, give me one crayon/pencil.<br>Draw one circle in the air.<br>Slate work.<br>b) My art cart book 'B', Pg: 28 - Hairy hair.  | Justified<br><input type="checkbox"/> |
| <b>Homework:</b> English PB pg 2. (half page).   |   |  |                                       |

**Teacher Assessment:**

Smiley for today's involvement, learning and enjoyment of teacher and students.



With the best knowledge & Imaan, I rate my accomplishment today as





| When  | What   | How   | Workdone                              |
|---|--|---|---------------------------------------|
| Day<br>12<br><br>20 <sup>th</sup><br>June<br>Wed          | <b>Deeniyat:</b> Introduction of Islaami maloomat Q.1 & 2. | Explain about Islaam.   | Justified<br><input type="checkbox"/> |
|   | <b>English:</b><br>Recap standing line and sleeping line.  | Recap standing line and sleeping line.<br>Slate practice.<br>Ice cream stick activities.  | Justified<br><input type="checkbox"/> |
|   | <b>Math:</b><br>a) Recap Strokes.<br>b) Rd pg 11.          | a) Recap Strokes<br>b) Rd pg 11-Trace and write number 1.   | Justified<br><input type="checkbox"/> |
|   | <b>E.V.S:</b> a) Recap My body.<br>b) Activity book pg.75. | a) Recap My body and match the body parts pg no. 6.<br>b) Activity book pg.75 - colouring.  | Justified<br><input type="checkbox"/> |
|   | <b>Hindi:</b> Recap of Akshar अ                            | Recap of Akshar अ with two rhyming line.  | Justified<br><input type="checkbox"/> |
|   | <b>Urdu:</b> Recap of huroof ہ                             | a) Recap of huroof ہ<br>b) Trace and write ہ Rd pg no 2 (half page).  | Justified<br><input type="checkbox"/> |
|   | <b>Activity: Math:</b><br>Introduction of number: 1.       | Math: Practical learning. Clap one time, Jump one time, stamp your foot one time. Can play simon says game too.<br>Pointing out one finger: index finger.<br>Get one book, give me one crayon/pencil.<br>Draw one circle in the air.<br>Slate work. | Justified<br><input type="checkbox"/> |
| <b>Stories:</b> Introduction of 'Allah is the Provider'   | Introduction of 'Allah is the Provider' Rd pg no 18.       | Justified<br><input type="checkbox"/>   |                                       |
| <b>Homework:</b> Math: Rd pg no.12.<br>Urdu: Rd pg no. 2. |  |   |                                       |

**Teacher Assessment:**

Smiley for today's involvement, learning and enjoyment of teacher and students.



With the best knowledge & Imaan, I rate my accomplishment today as



| When   | What  | How   | Workdone                              |
|--|---|---|---------------------------------------|
| Day<br>13<br><br>21 <sup>th</sup><br>June<br>Thu | <b>Assembly time:</b><br>Deeniyat hamd.                             | Assembly time deeniyat hamd, Refer Rd pg 1.   | Justified<br><input type="checkbox"/> |
|  | <b>English:</b><br>a) Introduction of slanting line- Right to left. | Introduction of slanting line- Right to left,<br>Outdoor play: sliding on the slide like like a slanting line, there we go up to down.<br>Body movement: hand position like a slanting line.<br>Slate practice - strokes. | Justified<br><input type="checkbox"/> |
|  | <b>Math:</b><br>Recap number:1.<br>Rd: pg-2.                        | a) Slate practice - standing and sleeping lines.<br>b) Rd pg 2 - Slanting lines.  | Justified<br><input type="checkbox"/> |
|  | <b>E.V.S:</b> Recap My body.  | Make a log book of each child.<br>Log book: Staple about 10 light colour papers (half the size of A4 paper). (refer note).<br>We will keep pasting in the log book as per the topics.                                     | Justified<br><input type="checkbox"/> |
|  | <b>Hindi:</b> Recap of akshar अ<br>b) Introduction of akshar आ      | a) Recap of akshar अ<br>b) Introduction of akshar आ using flash card, real objects and black board, Rd pg 2.  | Justified<br><input type="checkbox"/> |
|  | <b>Urdu:</b> a) Recap of huroof ہ<br>b) Introduction of huroof پ    | a) Recap of huroof ہ<br>b) Introduction of huroof پ with objects pata, patang, black board, chart, flash card and books.<br>Rd pg 3.  | Justified<br><input type="checkbox"/> |
|  | <b>Activity:</b> Sand paper tracing of strokes.                     | Sand paper tracing of strokes.  | Justified<br><input type="checkbox"/> |
|  | <b>Activity:</b> a) Deeniyat:<br>b) EVS: My body.                   | a) Deeniyat: Make the child identify nuqte through flash card.<br>b) EVS: My body- use puzzle board of my body.   | Justified<br><input type="checkbox"/> |
| <b>Freeplay/game</b>                             | Outdoor play in the ground.   | Justified<br><input type="checkbox"/>   |                                       |

**Teacher Assessment:**

Smiley for today's involvement, learning and enjoyment of teacher and students.



With the best knowledge & Imaan, I rate my accomplishment today as

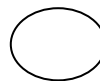


Note: Paste child's full size photograph in the log book on second page. On the first page, write the child's name.

| When   | What   | How   | Workdone                              |
|--|--|---|---------------------------------------|
| Day<br>14<br><br>22 <sup>nd</sup><br>June<br>Fri | <b>Deeniyat:</b> Introduction of huroof-e-tahajji.   | Introduce of huroof-e-tahajji ا. ث with tajweed.  | Justified<br><input type="checkbox"/> |
|  | <b>English:</b> a) Recap of conversation Q.1-2.<br>b) Introduction of conversation Q. 3.<br>c) Activity book pg-3. | a) Recap of conversation Q.1-2.<br>b) Introduction of conversation Q. 3.<br>c) Activity book pg-3. (Tracing).   | Justified<br><input type="checkbox"/> |
|  | <b>Math:</b><br>a) Introduction of number: 2.<br>b) Rd pg no.2.  | Practical learning. Clap two times, Jump two times, stamp your foot two times. Can play simon says game too.<br>Pointing out two finger: index finger and middle finger.<br>Get two books, give me two crayons/pencils.<br>Draw two circles in the air.<br>Slate practice.<br>b) Rd pg no.2 - curves. | Justified<br><input type="checkbox"/> |
|  | <b>E.V.S:</b> Recap My body.   | Make a log book of each child.<br>Log book: Staple about 10 light colour papers (half the size of A4 paper). (refer note).<br>We will keep pasting in the log book as per the topics.   | Justified<br><input type="checkbox"/> |
|  | <b>Urdu:</b> a) Recap of huroof.<br>b) Recap of huroof پ   | a) Recap of huroof ا. ث.<br>b) Recap of huroof پ with objects pata, patang, black board, chart, flash card and books.<br>Rd pg 3.   | Justified<br><input type="checkbox"/> |
| <b>Homework:</b> Math Rd pg 3.                   |  |   |                                       |

**Teacher Assessment:**

Smiley for today's involvement, learning and enjoyment of teacher and students.




With the best knowledge & Imaan, I rate my accomplishment today as



| When   | What  | How  | Workdone                              |
|--|---|--|---------------------------------------|
| Day<br>15<br><br>23 <sup>th</sup><br>June<br>sat | <b>Deeniyat:</b> Recap.   | Make the child repeat huroof-e-tahajji ث ا ه with correct pronunciation.   | Justified<br><input type="checkbox"/> |
|  | <b>English:</b> a) Recap of conversation Q.1-3.<br>b) Recap of strokes.<br>c) Slate practice. | a) Recap of conversation Q.1-3.<br>b) Recap of strokes.<br>c) Slate practice.  | Justified<br><input type="checkbox"/> |
|  | <b>Math:</b><br>a) Recap number 2.<br>b) Activity book Pg no.57.<br>c) Rd pg no. 6.           | a) Activity book pg 57.<br>(Tracing and colouring number 2).<br>b) Comparison: Big x Small, Rd pg 6.   | Justified<br><input type="checkbox"/> |
|  | <b>E.V.S:</b><br>Introduction of topic:<br>Our food.  | a) Introduction through food song -do you like apples...<br><a href="https://www.youtube.com/watch?v=UaqISEs_uj0">https://www.youtube.com/watch?v=UaqISEs_uj0</a><br>Reader pg: 4 and 5. Can add the food items in the reader. Do you like chappatis, Yes, I like cahapatis? Do you like noodles? No, I don't like noodles and so on... I like only healthy food because healthy food makes us strong.<br>b) Paste the picture of child's favorite food in the third page in the log book. | Justified<br><input type="checkbox"/> |
|  | <b>Hindi:</b><br>a) Recap of akshar अ-आ<br>b) Rd pg 2-Tracing.                                | a) Recap of akshar अ-आ with rhyming line,<br>Rd pg 1-2.<br>b) Rd pg 2-Tracing.   | Justified<br><input type="checkbox"/> |
|  | <b>Urdu:</b><br>Slate practice.   | Slate practice of huroof پ   | Justified<br><input type="checkbox"/> |
|  | <b>Activity:</b> Learnt till now.   | Introduction of number 2.<br>a) Board work<br>b) Showing to object<br>c) Make a big cut out of number "2" with black chart paper and paste it on a big card board, laminate it. get a small car and let children make the car run over number 2 in the correct pattenen.   | Justified<br><input type="checkbox"/> |
|  | <b>Rhymes:</b> Introduction of rhyme 'Come and play'  | a) Introduction of rhyme 'Come and play' Rd pg 2.<br>b) Recap of 'Allah knows'.  | Justified<br><input type="checkbox"/> |

**Teacher Assessment:**

Smiley for today's involvement, learning and enjoyment of teacher and students. 

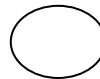
With the best knowledge & Imaan, I rate my accomplishment today as



| When  | What   | How   | Workdone                              |
|---|--|---|---------------------------------------|
| Day<br>16<br><br><br>25 <sup>th</sup><br>June<br>Mon                      | <b>Deeniyat:</b> Introduction of Suratul faatiha.                    | Introduce of Suratul faatiha aayat no 1 & 2.  | Justified<br><input type="checkbox"/> |
|   | <b>English:</b> slanting line.                                       | a) Slate practice and book work.<br>b) Slanting line - right to left, PB pg: 3 (half page). | Justified<br><input type="checkbox"/> |
|   | <b>Math:</b><br>Recap number 2.<br>Rd pg:13.                         | Rd pg 13 - Trace and write number.2.  |                                       |
|   | <b>E.V.S:</b> recap Our food.<br>b) Rd pg 7.                         | a) Repeat the activity done a day before.<br>b) Circle the healthy food Rd pg 7.            | Justified<br><input type="checkbox"/> |
|   | <b>Hindi:</b><br>Recap of akshar अ-आ                                 | a) Recap of akshar अ-आ with rhyming line,<br>Rd pg 1-2.<br>b) Slate practice.               | Justified<br><input type="checkbox"/> |
|   | <b>Urdu:</b><br>a) Recap of huroof پ<br>b) Trace and write Pg no. 3. | a) Recap of huroof پ<br>b) Trace and write Pg no. 3.  | Justified<br><input type="checkbox"/> |
|   | <b>Freeplay/games:</b><br>My Art Cart book "B"                       | My Art Cart book "B" Pasting slanting line cut outs in the rainbow, Pg 24.                  | Justified<br><input type="checkbox"/> |
|   | <b>Stories:</b> Recap.   | Recap of stories all learnt till now, through story sequencing card.                        | Justified<br><input type="checkbox"/> |
| <b>Homework:</b> Math: Rd pg. 14.<br>English: PB pg. 3.<br>Urdu: Rd pg 3. |  |   |                                       |

**Teacher Assessment:**

Smiley for today's involvement, learning and enjoyment of teacher and students.





With the best knowledge & Imaan, I rate my accomplishment today as



| When   | What   | How  | Workdone                              |
|--|--|--|---------------------------------------|
| Day<br>17<br><br>26 <sup>th</sup><br>June<br>Tue | <b>Deeniyat:</b> Introduction of huroof-e-tahajji.   | Introduction of of huroof-e-tahajji ح - ج with tajweed.  | Justified<br><input type="checkbox"/> |
|  | <b>English:</b> a) Recap of standing, sleeping and slanting line.<br>b) Introduction of left to right slanting line.<br>c) Slate practice. | a) Recap of standing, sleeping and slanting line.<br>b) Introduction of left to right slanting line.<br>c) Slate practice.   | Justified<br><input type="checkbox"/> |
|  | <b>Math:</b> Recap of 1-2.   | a) Recap of strokes.<br>b) Slate practice of number 1-2.<br>c) Recap of oral counting 1-5.   |                                       |
|  | <b>E.V.S:</b><br>a) Recap Our food.<br>b) Activity book pg 76.   | Repeat the activity done a day before.<br>Con Q 7: What do you usually take in your breakfast?<br>Con Q 8: Which is your favourite food?<br>b) Activity book pg 76 - colouring.  | Justified<br><input type="checkbox"/> |
|  | <b>Hindi:</b><br>Slate practice of akshar अ-आ  | Identification and slate practice of अ-आ with two rhyming lines, Rd pg 1-2.  | Justified<br><input type="checkbox"/> |
|  | <b>Urdu:</b> Introduction of huroof ا  | Introduction of huroof ا using objects and picture card of titly, tara, etc.   | Justified<br><input type="checkbox"/> |
|  | <b>Activity: Math</b><br>Recap 1 and 2.  | Recapitulation game:<br>Draw two big circles. Write number 1 in one circle and number 2 in other circle.<br>Method: Divide the children into 2 /3/ 4 groups.<br>Let children stand on a sleeping line in a row.<br>Give them the instructions: "When I say no 1, you have to run to circle, jump 1 time standing in the circle and shout 1; when I say no 2, you have to run to the circle and jump two times and shout 2. | Justified<br><input type="checkbox"/> |
| <b>Rhymes:</b> Recap of rhyme 'Come and play'    | a) Recap of rhyme 'Come and play' Rd pg 2.<br>b) Recap of 'Allah knows'.   | Justified<br><input type="checkbox"/>  |                                       |

**Teacher Assessment:**

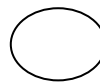
Smiley for today's involvement, learning and enjoyment of teacher and students. 

With the best knowledge & Imaan, I rate my accomplishment today as 

| When   | What  | How   | Workdone                              |
|--|---|---|---------------------------------------|
| Day<br>18<br><br>27 <sup>th</sup><br>June<br>Wed | <b>Deeniyat:</b> Recap.   | Make the child repeat huroof-e-tahajji ا - ع  | Justified<br><input type="checkbox"/> |
|  | <b>English:</b><br>a) Recap of strokes.<br>b) Activity book pg. 4.                  | a) Recap of strokes.<br>b) Activity book pg. 4 (Tracing and left to right slanting line).   | Justified<br><input type="checkbox"/> |
|  | <b>Math:</b> a) Introduction of oral counting 6-10.<br>b) Introduction of number 3. | a) Recap of oral counting 1-5 and introduction of oral counting 6-10.<br>b) Introduction of number 3 by using flash card, blackboard and object.  | Justified<br><input type="checkbox"/> |
|  | <b>E.V.S:</b> recap Our food  | Picture reading pg- 4 & 5 by students.<br>Con Q: 9 Which sweet dish is prepared on Eid ul Fitr?   | Justified<br><input type="checkbox"/> |
|  | <b>Hindi:</b> a) Slate practice.<br>b) Introduction of swar akshar ङ                | a) Slate practice of अ-आ two rhyming lines.<br>b) Introduction of swar akshar ङ with two rhyming lines.   | Justified<br><input type="checkbox"/> |
|  | <b>Urdu:</b> Slate practice.  | Slate practice of huroof ا  | Justified<br><input type="checkbox"/> |
|  | <b>Free play and Activity:</b>  | Draw big circles and write 1-3 in it. keep some objects ready. When the facilitator shows flash card of number 1 to a particular child, the child identifies the number, says loudly number 1 and goes and places 1 object in the circle. Play this number identification and value game with the children. | Justified<br><input type="checkbox"/> |
|  | <b>Stories:</b> Recap of story 'Allah is the provider'.                             | Recap of story 'Allah is the provider'.<br>Encourage children to say the story.   | Justified<br><input type="checkbox"/> |

**Teacher Assessment:**

Smiley for today's involvement, learning and enjoyment of teacher and students.



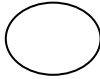
With the best knowledge & Imaan, I rate my accomplishment today as





| When   | What   | How   | Workdone                              |
|--|--|---|---------------------------------------|
| Day<br>19<br><br>28 <sup>th</sup><br>June<br>Thu | <b>Assembly time:</b><br>Deeniyat Hamd.  | Refer reader pg 1.  | Justified<br><input type="checkbox"/> |
|  | <b>English:</b><br>a) Recap of strokes.<br>b) PB pg 4.   | a) Recap of strokes standing, sleeping, left to right slanting line.<br>b) PB pg 4 -Trace the Slanting line (half page).  | Justified<br><input type="checkbox"/> |
|  | <b>Math:</b><br>Activity book pg 58.   | Activity book pg 58 tracing and thumb printing three strawberries using red colour.   | Justified<br><input type="checkbox"/> |
|  | <b>E.V.S.:</b><br>a) Introduction of colour 'RED'<br>b) Picture reading pg- 4 & 5<br>c) Activity book Pg 99. | a) Introduction of colour 'RED' using objects in the class room.<br>Picture reading pg- 4 & 5 by students.<br>c) Activity book Pg 99 - Colouring.   | Justified<br><input type="checkbox"/> |
|  | <b>Hindi:</b><br>a) Recap of akshar अ - इ using flash card, black board, real object, etc.<br>b) Rd pg 3.    | a) Recap of akshar अ - इ using flash card, black board, real object, etc.<br>b) Rd pg 3- Tracing.   | Justified<br><input type="checkbox"/> |
|  | <b>Urdu:</b> a) Recap of huroof ا - آ<br>b) Rd pg 4 - Trace and write.                                       | a) Recap of huroof ا - آ<br>b) Rd pg 4 - Trace and write.   | Justified<br><input type="checkbox"/> |
|  | <b>Activity: Math.</b>   | Use three colours for the page.<br>Trace number 3 with first colour, strawberry with second (red) colour, third (green) colour for leaves.<br>Keep interacting with the child : "how many colours are you using now?" | Justified<br><input type="checkbox"/> |
|  | <b>Activity Deeniyat.</b>  | Make the child identify huroof-e-tahajji ع - ا  | Justified<br><input type="checkbox"/> |
|  | <b>Freeplay/game:</b>  | a) Make standing line and sleeping lines with the help of ice-cream sticks and straws.<br>b) Activity 4- Cutting through the strokes.<br>(MS Kindergarten activity book).   | Justified<br><input type="checkbox"/> |
| Homework: English: PB Pg 4.<br>Urdu: Rd pg 4.    |  |   |                                       |

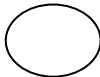

**Teacher Assessment:**

Smiley for today's involvement, learning and enjoyment of teacher and students. 

With the best knowledge & Imaan, I rate my accomplishment today as





Send a note to the parents about, (Mother's get together and Red Day Celebration, schedule on Saturday – 30<sup>th</sup> June 2018.

| When  | What  | How   | Workdone                              |
|---|---|---|---------------------------------------|
| Day<br>20<br><br>29 <sup>th</sup><br>June<br>Fri  | <b>Deeniyat:</b> Introduction of Suratul faatiha.   | Introduction of Suratul faatiha aayat 3 & 4 with tajweed.   | Justified<br><input type="checkbox"/> |
|   | <b>English:</b><br>a) Introduction of zig-zag lines.<br>b) Introduction of conversation Q.4.<br>c) Activity book pg 5 | a) Introduction of zig-zag line and Slate practice .<br>b) Introduction of conversation Q.4. What do you say when you meet someone?<br>c) Activity book pg 5 (tracing). | Justified<br><input type="checkbox"/> |
|   | <b>Math:</b><br>a) Recap of number 1-3.<br>b) Rd pg 15.   | a) Recap of number 1-3 with values.<br>b) Rd pg 15 -Trace and write number 3.   | Justified<br><input type="checkbox"/> |
|   | <b>E.V.S.:</b> Recap of red colour.   | Recap of topics, 'My body' 'our food' and 'red colour'.<br>Ref EVS Rd.  | Justified<br><input type="checkbox"/> |
|   | <b>Urdu:</b><br>a) Recap of ا . ا<br>b) Introduction of ا   | a) Recap of huroof ا . ا with flash card.<br>b) Introduction of اreal object like tamata, topi and picture card.  | Justified<br><input type="checkbox"/> |
| <b>Homework:</b> parent - teacher collaboration: Get 3 small rotis/sandwiches in the snack box.<br>Math: Rd pg 16.  |   |   |                                       |
| <b>Teacher Assessment:</b><br>Smiley for today's involvement, learning and enjoyment of teacher and students. <br>With the best knowledge & Imaan, I rate my accomplishment today as  |   |   |                                       |

Note: 30<sup>th</sup> June 2018 - Mother's get together and 'Red Day'

Note: Inform the students to get a red colour object and wear red colour for Red Day Celebration.

|  | What                                    | How  | Workdone                              |
|--|---|--|---------------------------------------|
| Day<br>21<br><br>30 <sup>th</sup><br>June<br>Sat   | Mother's get<br>together and<br>RED Day | <ul style="list-style-type: none"> <li>Show and tell activity of Red colour object. Talking about red colour fruits (apple, Watermelon, strawberry, pomegranate).</li> </ul> | Justified<br><input type="checkbox"/> |
| <p><b>Teacher Assessment:</b></p> <p>Smiley for today's involvement, learning and enjoyment of teacher and students. </p> <p>With the best knowledge &amp; Imaan, I rate my accomplishment today as </p> |   |  |                                       |

Note:

Diary note for tomorrow: Get real fruits for next day salad activity.