



Day wise plan for the month of June 2018

Class - PP II - Maharashtra


When	What	How	Workdone
Day 1 - 2	Deeniyat - Welcoming the children.	Welcome the children and make them comfortable with the new environment of classroom. Greet: "As-Salaamu Alaikum"	Justified <input type="checkbox"/>
18 th - 19 th June Mon- Tue	Settling time: Motivate the child to do any of the activities mentioned.	Set up three or four Activity centers. 1. Kids will do the activities along with the parents for first two days. 2. Teacher will interact with parents and child, noting details, making an observation record. A. Block play - some plastic cups, spoons, paper plate and ice cream sticks. B. Crayons - white paper and colour paper. C. Clay - mould, roller - pin. d. fine motor activities - lacing work, pipe cleaner, peg boards (puzzles). e. Plastic toys-fruits, vegetables, vehicles.	Justified <input type="checkbox"/>
Teacher Assessment: Smiley for today's involvement, learning and enjoyment of teacher and students. With the best knowledge & Imaan, I rate my accomplishment today as 			


Diary note: Give a diary note to the parents (or) tell the parents verbally when they come in the initial days as follows.



'Dear Parents',
 Kindly share one full size (4x6size) photograph and 2 passport size photographs of our child.
 Also share an image /picture of his (a) favourite food (b) favourite fruit (c) favourite vegetable (d) favourite game.
 The above items will be useful in the topics taught and learnt further.

When	What	How	Workdone
Day 3 20 th June Wed	Deeniyat:	Islamic greeting Walaikum Assalaam.	Justified <input type="checkbox"/>
	Settling time:	Activity corner and get your favourite story book or picture book and share with your peers. Activity corner and get your favourite toy and play with your friends. (Free play 30min) Activity corner and Plan outdoor play, walking on a rope, balancing activity and story time in open area.	Justified <input type="checkbox"/>

Teacher Assessment:

Smiley for today's involvement, learning and enjoyment of teacher and students. 

With the best knowledge & Imaan, I rate my accomplishment today as 

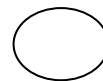
When	What	How	Work done
Day 4 21 st June Thu	Deeniyat: Introduction of Taawwuz with tajweed.	Introduction of Taawwuz with tajweed.	
	English: a) Conversation questions: introduction Q no - 1 and 2. b) Identification of curves.	a) Intro Conversation questions 1 and 2. Q1. What do you say when you meet someone? Q2. What is your name? d) By using slates and chalks - practice strokes and letters.	Justified <input type="checkbox"/>
	Math: a) Introduction of Oral counting from 1- 10. b) Comparison: Big and Small.	Numbers March Right In Oh, When the numbers march right in, Oh, when the numbers march right in. We will count them one by one, When the numbers march right in. Oh, one-two-three and Four-five-six, And Seven-eight and nine and ten. When we finish all our numbers, We will count them once again. a) Introduction of Oral counting from 1- 10. b) Comparison: Introduction of Big and Small, Rd pg no.1.	Justified <input type="checkbox"/>
	E.V.S.: Introduction of the topic "Myself". Informal discussion on the topic "Myself".	By talking to the children about the body parts their functions and importance. Give Me Five - (getting student's attention, Hold up 1 finger as you say each rule. You'll soon find your students reciting these with you. Eyes are watching Ears are listening Mouth is quiet Hands are to myself Hearts are caring	Justified <input type="checkbox"/>
	Urdu: Huroof-e-tahajji.	Recap of huroof-e-tahajji Rd, Pg no.1.	Justified <input type="checkbox"/>
	Hindi: Identification of swar akshar.	Identification of swar by picture reading.	Justified <input type="checkbox"/>
	Break time:	Islamic etiquette of eating and practical demo. How To Eat: Wash hands. Eat with your right hand. Say Bismillah before eating How to drink water: Sit down with the glass. Say Bismillah. Drink water in small gulps. Say Alhumdulillah after drinking.	Justified <input type="checkbox"/>
	Activity: (Deeniyat)	Recap of Islamic greetings. Welcoming the toddlers and make them comfortable with the new environment of classroom. How to greet: "Assalamualaikum"	Justified <input type="checkbox"/>
Rhymes: a)Introduction of Rhyme 1-As-salaamu-alaikum	a) Introduction of Rhyme 1-As-salaamu-alaikum with actions and correct pronunciation pg no1. (RR)	Justified <input type="checkbox"/>	
Teacher Assessment: Smiley for today's involvement, learning and enjoyment of teacher and students.  With the best knowledge & Imaan, I rate my accomplishment today as 			

Every Friday is Fruity Friday.
Kindly send fruits as Sancks on every Friday.

When	What	How	Work done
Day 5 22 nd June Fri	Deeniyat: Recap of Taawwuz with tajweed.	Recap of Taawwuz with tajweed.	Justified <input type="checkbox"/>
	English: a) Introduction of Conversation Q no - 3 and 4. b) Recap of strokes. c) Practice book pg 1.	a) Introduction of conversation questions 3 and 4. Q.3. How are you? Q.4. In which class do you study? b) Recap of strokes. c) Do page no 1 (half page) PB.	Justified <input type="checkbox"/>
	Math: a) Introduction of shape 'circle'. b) Practical counting 1-10. c) Slate practice 1-10. d) Comparison - 'thick' & 'thin'	a) Introduction of shape 'Circle'. b) Practical counting 1-10 using objects. c) Slate practice 1-10. d) Comparison 'Thick' & 'Thin' Rd pg 2	Justified <input type="checkbox"/>
	E.V.S.: Recap of the topic "Myself".	a) Make the students practice the sentences about 'Myself' orally. Rd pg 1. b) let's the child do physical exercise by using body parts.	Justified <input type="checkbox"/>
	Hindi: a) Introduction of सीधी रेखा, खड़ी रेखा, दाईं ओर मुड़ी रेखा b) Identification of swar akshar	a) Introduction of strokes and curves related to hindi letters on slate. सीधी रेखा, खड़ी रेखा, दाईं ओर मुड़ी रेखा Rd Pg.1. b) Identification of swar akshar by picture reading.	Justified <input type="checkbox"/>
	Urdu: a) Intro of Huroof of ا and ب	a) Intro of Huroof of ا and ب	Justified <input type="checkbox"/>
	Break time	Islamic etiquette of eating and practical demo. How To Eat: Wash hands. Eat with your right hand. Say Bismillah before eating How to drink water: Sit down with the glass. Say Bismillah. Drink water in small gulps. Say Alhumdulillah after drinking.	Justified <input type="checkbox"/>
	Activity: Refer kindergarten activity book	a) Activity: 1 Racing through the strokes. b) Activity: 2 Walking on the strokes.	Justified <input type="checkbox"/>
Homework: English: pg 1 (P.B) EVS:PB pg no.1(paste your Photograph)			

Teacher Assessment:

Smiley for today's involvement, learning and enjoyment of teacher and students.

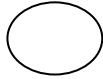


With the best knowledge & Imaan, I rate my accomplishment today as



When	What	How	Work done
Day 6 23 rd June Sat	Deeniyat: Make the children repeat Tasmiyah with tajweed.	Make the children repeat Tasmiyah with tajweed.	Justified <input type="checkbox"/>
	English: a) Recap of rhymes 1. b) Recap of conversation Q/A 3 and 4. c) Practice book pg 2.	a) Recap of rhymes 1. b) Recap of conversation Q. 3 and 4 with correct pronunciation along with the teacher. c) Write strokes pg 2 (P.B. half page).	Justified <input type="checkbox"/>
	Math: a) Introduction of number 1. b) Comparison: 'Tall and Short'. c) Introduction of oral counting of numbers 11-20.	a) Introduction of number 1 - identification, counting by value and writing the number, Rd pg 8. b) Introduction of comparison, 'Tall and Short', Rd pg 3. c) Introduction of oral counting of numbers 11-20.	Justified <input type="checkbox"/>
	E.V.S.: Recap of the topic "Myself".	Make the children recap the lesson 'Myself' and informal talk about the topic.	Justified <input type="checkbox"/>
	Hindi: a) Introduction of दाई और मुड़ी रेखा, दाई, बाई तिरछी रेखा	a) Introduction of strokes & curves related to hindi letters on slates. b) Write Rd pg 2 दाई और मुड़ी रेखा, दाई, बाई तिरछी रेखा	
	Break time:	Islamic etiquette of eating and practical demo. How To Eat: Wash hands. Eat with your right hand. Say Bismillah before eating How to drink water: Sit down with the glass. Say Bismillah. Drink water in small gulps. Say Alhumdulillah after drinking.	Justified <input type="checkbox"/>
	Activity: a) Number recap 1-10.	a)Collecting and assembling objects place flash card and children have to get any object and place the objects according to the number value.	Justified <input type="checkbox"/>
	Freeplay / Games: Refer kindergarten activity book	a) Activity 1: Racing through the strokes. b) Activity 2: Walking on the strokes.	Justified <input type="checkbox"/>
Homework: English: Do pg 2 (P.B)			

Teacher Assessment:

Smiley for today's involvement, learning and enjoyment of teacher and students. 

With the best knowledge & Imaan, I rate my accomplishment today as



Note: Follow the break time, eating etiquettes every day.
Every Friday will be Fruity Friday for the whole academic year.

Note: 25th - 27th June 2018 - Monday to Wednesday

Parent's Orientation Programme.

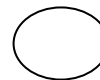
When	What	How	Work done
Day 7 25 th June Mon	Deeniyat: Suratul fatiha aayat no 1-3.	Suratul fatiha aayat no 1-3.	Justified <input type="checkbox"/>
	English: a) Introduction of Conversation practice Q. no - 5-6 (Ref: reader pg - 5-6) b) Practice book pg 3.	a) Introduction of conversation Q.5-6 Q.5 How old are you? Q.6. What is your father's name? b) Make the child repeat word along with spellings. Write small letters middle case PB pg no. 3,4 (half page).	Justified <input type="checkbox"/>
	Math: a) Introduction of number 2. b) Comparison:- 'Heavy and light'. c) Recap of oral counting 1-20.	a) Introduction of number 2 - identification, counting by value and writing the number, Rd pg 8. b) Comparison:- Introduction of concept, 'heavy and light', through picture demo and by showing different objects, Rd pg 4. b) Recap of oral counting 1-20.	Justified <input type="checkbox"/>
	E.V.S.: Introduction of the lesson - 2 'My Body'.	Introduction of the lesson - 2 'My Body' by doing physical exercises and pointing to the related external organs and using flash cards, (Ref: r/d pg no - 2) Note: Allah (swt) has created us with healthy body parts which are very useful in many ways. Always thank Allah (swt). Do PB pg 2 (Draw happy and sad face).	Justified <input type="checkbox"/>
	Hindi: Introduction of नीचे, ऊपर मोड़ी रेखा शून्य आकर	a) Introduction of strokes and curves related to hindi letters on slates. b) Write Rd pg 3, नीचे, ऊपर मोड़ी रेखा शून्य आकर	Justified <input type="checkbox"/>
	Urdu: a) Recap پ - ا b) Reader pg 2.	a) Recap پ - ا b) Reader pg 2, trace and write پ - ا	Justified <input type="checkbox"/>
	Break time	Islamic etiquette of eating and practical demo.	Justified <input type="checkbox"/>
	Activity: Hindi vocabulary play. Recap curves, strokes and lines.	Place of rope / draw curves and lines and let the children walk over it. Hindi vocabulary play U निचे की और मुड़ी रेखा, ऊपर की और मुड़ी रेखा ऩ, शून्य अकार ०, सीधी रेखा —, कड़ी रेखा ।, दाई तिरछी रेखा /, बाई तिरछी रेखा \, दाई और मुड़ी रेखा ⊃, बाई मुड़ी रेखा ⊂	Justified <input type="checkbox"/>
Homework: Eng: PB pg no.3-4 (half page)			
Teacher Assessment: Smiley for today's involvement, learning and enjoyment of teacher and students. With the best knowledge & Imaan, I rate my accomplishment today as <input type="checkbox"/> 10 <input type="checkbox"/>			

When	What	How	Work done
Day 8 26 th June Tue	Deeniyat: Introduction of huroof-e-tahajji.	Introduce huroof-e-tahajji ت - ا with tajweed.	Justified <input type="checkbox"/>
	English: a) Recap Conversation Q.5-6.	a) Recap Conversation Q.5-6. b) Write small letters P.B pg 5 (half page).	Justified <input type="checkbox"/>
	Math: a) Recap 1-2. b) Comparison:- Introduction of 'Long and Short'.	a) Recap 1-2 - practical, slate practice, writing in the air, sand tray practice. b) Comparison:- Introduction of 'Long and Short', Rd pg 5, through Practical activities. Compare children of the class who are tall and who are short.	Justified <input type="checkbox"/>
	E.V.S.: Introduction of 'My body'.	Introduction of 'My body', 'All About Me' Refer Rd pg 3, Do PB pg 3. Auditory sense of - sense of listening. Refer activity mentioned.	Justified <input type="checkbox"/>
	Hindi: a) Introduction of swar akshar अ	a) Introduction of swar akshar अ se achkan, adrak through picture chart, flash card + slate practice, Ref Pg-4.	Justified <input type="checkbox"/>
	Urdu: a) Recap ب - ا b) Reader pg 2.	a) Recap ب - ا b) Reader pg 2, circling and colouring ب - ا	Justified <input type="checkbox"/>
	Break time	Islamic etiquette of eating and practical demo.	Justified <input type="checkbox"/>
	Activity: Development of auditory skills.	You can use four empty toothpick boxes. Put pulses of different sizes in the boxes and cover them. Box I : semolina (rawa or sooji), Box 2: split green gram (moong dal) and Box 3: Bengal gram (chana). Ask your child to shake the containers and place them in order from the loudest (on the right) to the softest (on the left) sound.	Justified <input type="checkbox"/>

Homework: English: Do PB pg 5 (half page)

Teacher Assessment:

Smiley for today's involvement, learning and enjoyment of teacher and students.

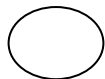


With the best knowledge & Imaan, I rate my accomplishment today as



When	What	How	Work done
Day 9 27 th June Wed	Deeniyat: Introduction of the dua Cheenk aanye par kahein & Islaami maloomaat Q.1.	Make the child repeat the dua along with the dua.	Justified <input type="checkbox"/>
	English: a) Conversation practice Q no - 7 (Ref: r/d pg no - 7). b) Spell & read the words from Rd pg no - 5.	a) Recap of Q. 6 and introduction of Q 7. What is your father's contact number? A. My father's contact number is ____. With correct pronunciation along with the teacher. b) Copy and write the small letter (P.B pg 6 & 7) (half page).	Justified <input type="checkbox"/>
	Math: a) Introduction of number 3. b) Comparison:- Introduction of concept 'More and Less'.	a) Introduction of number 3 - identification, counting by value and writing the number, Rd pg 8. b) Comparison:- Introduction of concept 'More and Less', Rd pg 6. Also through practical demo and by showing different objects. Activity organized game.	Justified <input type="checkbox"/>
	E.V.S.: Recap of gustatory sense - sense of taste and My body.	a) facilitator will mix lemon in one glass of water and sugar in another glass of water. The children will taste both the mixtures. Ask the children which taste they liked and how did they know the taste. Discuss sense of taste how the tongue helps us. a) All about me Rd pg 2-3 .	Justified <input type="checkbox"/>
	Hindi: a) Recap of swar akshar अ b) Rd pg 4.	a) Recap of swar akshar अ b) Make the children trace and write the askhar अ Rd pg 4 (half page).	Justified <input type="checkbox"/>
	Urdu: a)Introduction of the huroof پ ت . .	Introduction of the huroof ت . پ, through picture chart r/d pg no - 3.	Justified <input type="checkbox"/>
	Story: Introduction of story 'The Well of Zam Zam'.	Introduction of story 'The Well of Zam Zam'.	Justified <input type="checkbox"/>
Homework: Hindi: Pg 4 half page. Eng: Do PB pg 6-7 (half page).			

Teacher Assessment:

Smiley for today's involvement, learning and enjoyment of teacher and students. 

With the best knowledge & Imaan, I rate my accomplishment today as

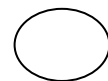


When	What	How	Work done
Day 10 28 th June Thu	Deeniyat: Introduction of the huroof-e-tahajji.	Introduction of the huroof-e-tahajji ح - ج - خ	Justified <input type="checkbox"/>
	Math: a) Recap 1-3. b) Comparison:- Introduction of concept Left and Right.	a) Recap 1-3 - practical, slate practice, writing in the air, sand tray practice. b) Comparison:- Introduction of concept Left and Right, Rd pg 7. Also through practical demo and by showing different objects. Activity organized game.	Justified <input type="checkbox"/>
	E.V.S.: a) All about me. b) Sense of touch.	a) All about me Rd pg 4-6. b) Sense of touch - facilitator will get a bottle of chilled water and another bottle of hot water. Children will close their eyes, touch the bottle and tell is it hot or cold. The facilitator will discuss how did they know. That is through their skin/touch they can feel.	Justified <input type="checkbox"/>
	Hindi: a) Introduction of swar akshar आ	a) Introduction of swar akshar आ b) Introduction of swar akshar आ se Aam, Aaloo, through picture chart, flash card + slate practice.	Justified <input type="checkbox"/>
	Urdu: Salte Practice.	Slate practice ت . پ	Justified <input type="checkbox"/>
	Activity Deeniyat: Introduction of suratul faatiha aayat no 1-7.	Make the child repeat suratul faatiha aayat no 1-7 with correct pronunciation.	Justified <input type="checkbox"/>
	Rhymes: Recap of rhyme 1.	Recap of rhyme 1 'Assalamualikum'.	Justified <input type="checkbox"/>
Homework: Eng: PB pg 8 (half page).			

Teacher Assessment:

Smiley for today's involvement, learning and enjoyment of teacher and students.

With the best knowledge & Imaan, I rate my accomplishment today as

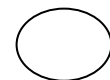


When	What	How	Work done
Day 11 29 th June Fri	Deeniyat: Introduction of the dua jab koi cheez acchi lage tu yeh dua padhe.	Make the child repeat the dua along with the teacher.	Justified <input type="checkbox"/>
	English: a) Recap of small letters a-z. b) Recap story 'The well of zam zam' - Q/A.	a) Recap of small letters a-z, Practice book pg 9-10 (half page). b) Recap story 'The well of zam zam' - Q/A.	Justified <input type="checkbox"/>
	Math: a) Introduction of number 4 & 5. b) Recap of oral counting 1-30 c) Recap of shape circle	a) Introduction of number 4 & 5 - Identification, counting by value and writing the number, Rd pg 9. b) Recap of oral counting 1-30 c) Recap of shape circle Note: Allah is one (1). We have two eyes two ears (2). We should drink water in three gulps (3). Say bismillah four times (4).	Justified <input type="checkbox"/>
	E.V.S: Topic - Introduction of 'Food'	Topic - Introduction of 'Food', Rd pg 7. Picture reading and reading the names of food items.	Justified <input type="checkbox"/>
	Hindi: a) Recap of swar akshar अ , आ b) Rd pg 5. b) Introduction of इ	a) Recap of swar akshar अ, आ b) Make the children trace and write the akshar आ (half page) pg -5. c) Introduction of इ Rd pg. 6	Justified <input type="checkbox"/>
	Urdu: -a) Recap of the huroof ت -پ. b) Reader pg 3.	a) Recap of the huroof ت -پ. b) Reader pg 3 - trace and write ت -پ.	Justified <input type="checkbox"/>
	Activity and free play: Left and Right concept.	Exercise: Left hand up - Down, left hand straight side- down, stamp left leg. Repeat the same with right.	Justified <input type="checkbox"/>
Homework: English: Recap letter a-z, Practice book pg 9 & 10 (half page). Hindi: Rd pg 5.			

Teacher Assessment:



Smiley for today's involvement, learning and enjoyment of teacher and students.

With the best knowledge & Imaan, I rate my accomplishment today as



Note: 30th June 2018 - Saturday

Blue Day Celebration

When	What	How	Workdone
Day 12 30 th July Sat	BLUE DAY CELEBRATION	BLUE DAY CELEBRATION Show and tell activity of Blue colour objects, Talking about Blue colour (whale, Butterfly, fishes, cloud ...), children to have fancy dress show of their Blue colour clothes.	Justified <input type="checkbox"/>
<p>Teacher Assessment: Smiley for today's involvement, learning and enjoyment of teacher and students. </p> <p>With the best knowledge & Imaan, I rate my accomplishment today as  10</p>			