



## Day wise plan for the month of June 2018

Class - PP II - Telangana

When	What	How	Workdone
Day 1 - 2  1 <sup>st</sup> - 2 <sup>nd</sup> June	<b>Deeniyat</b> - Welcoming the toddlers.	Day 1 - Welcome the toddlers and make them comfortable with the new environment of classroom  Greet: "As-SalaamuAlaikum"  Day 2- Islamic greeting As-SalaamuAlaikum	Justified  <input type="checkbox"/>
	<b>Settling time:</b> Motivate the child to do any of the activities mentioned.	Set up three or four Activity centers. 1. Kids will do the activities along with the parents for first two days. 2. Teacher will interact with parents and child, noting details, making an observation record. A. Block play - some plastic cups, spoons, paper plate and ice cream sticks. B. Crayons - white paper and colour paper. C. Clay - mould, roller - pin. d. fine motor activities - lacing work, pipe cleaner, peg boards (puzzles). e. Plastic toys-fruits, vegetables, vehicles.	Justified  <input type="checkbox"/>
<b>Teacher Assessment:</b> Smiley for today's involvement, learning and enjoyment of teacher and students. <span style="float: right;"></span>  With the best knowledge & Imaan, I rate my accomplishment today as <span style="float: right;"></span>			

Diary note: Give a diary note to the parents (or) tell the parents verbally when they come in the initial days as follows.

**'Dear Parents',**

Kindly share one full size (4x6size) photograph and 2 passport size photographs of our child.

Also share an image /picture of his (a) favourite food (b) favourite fruit (c) favourite vegetable (d) favourite game.

The above items will be useful in the topics taught and learnt further.

When	What	How	Workdone
Day 3 - 5  4 <sup>th</sup> to 6 <sup>th</sup> June	<b>Deeniyat:</b>	Day 3 - How to greet: 'Assalamualaikum' and its response 'Walikumassalam'. Day 4 - Make the child repeat the complete salaam and jawaab its importance and correct pronunciation, introduction of ta'wwuz. Day 5 - Recap of ta'wwuz and introduction of Tasmiyah with tajweed.	Justified <input type="checkbox"/>
	<b>Settling time:</b>	Day 3. Activity corner and get your favourite story book or picture book and share with your peers. Day 4. Activity corner and get your favourite toy and play with your friends. (Free play 30min) Day 5. Activity corner and Plan outdoor play, walking on a rope, balancing activity and story time in open area.	Justified <input type="checkbox"/>



**Teacher Assessment:**

Smiley for today's involvement, learning and enjoyment of teacher and students.



With the best knowledge & Imaan, I rate my accomplishment today as

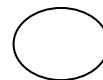


When	What	How	Work done
Day 6 7 <sup>th</sup> June Thu	<b>Assembly time:</b> Deeniyat hamd.	Refer rd pg 1.	Justified <input type="checkbox"/>
	<b>English:</b> a) Conversation questions: Introduction Q no - 1 and 2. b) Identification of curves.	a) Intro Conversation questions 1 and 2. Q1. What do you say when you meet someone? Q2. What is your name? d) By using slates and chalks - practice strokes and letters.	Justified <input type="checkbox"/>
	<b>Math:</b> a) Introduction of Oral counting from 1- 10. b) Comparison: Big and Small.	Numbers March Right In Oh, When the numbers march right in, Oh, when the numbers march right in. We will count them one by one, When the numbers march right in. Oh, one-two-three and Four-five-six, And Seven-eight and nine and ten. When we finish all our numbers, We will count them once again. a) Introduction of Oral counting from 1- 10. b) Comparison: Introduction of Big and Small, Rd pg no.1.	Justified <input type="checkbox"/>
	<b>E.V.S.:</b> Introduction of the topic "Myself". Informal discussion on the topic "Myself".	By talking to the children about the body parts their functions and importance. Give Me Five - (getting student's attention, Hold up 1 finger as you say each rule. You'll soon find your students reciting these with you. Eyes are watching Ears are listening Mouth is quiet Hands are to myself Hearts are caring	Justified <input type="checkbox"/>
	<b>Urdu:</b> Huroof-e-tahajji.	Recap of huroof-e-tahajji Rd, Pg no.1.	Justified <input type="checkbox"/>
	<b>Hindi:</b> Identification of swar akshar	Identification of swar by picture reading.	Justified <input type="checkbox"/>
	<b>Break time:</b>	Islamic etiquette of eating and practical demo. How To Eat: Wash hands. Eat with your right hand. Say Bismillah before eating How to drink water: Sit down with the glass. Say Bismillah. Drink water in small gulps. Say Alhumdulillah after drinking.	Justified <input type="checkbox"/>
	<b>Activity:</b> (Deeniyat)	Ask the individually salaam and jawwab.	Justified <input type="checkbox"/>
	<b>Story:</b> a) Introduction of story, 'The Well of Zam Zam'.	a) Introduction of story, 'The Well of Zam Zam' through flash cards puppets and models.	Justified <input type="checkbox"/>
<b>Rhymes:</b> a)Introduction of Rhyme 1-As-salaamu-alaikum	a) Introduction of Rhyme 1-As-salaamu-alaikum with actions and correct pronunciation pg no1. (RR)	Justified <input type="checkbox"/>	
<b>Teacher Assessment:</b> Smiley for today's involvement, learning and enjoyment of teacher and students. 			
With the best knowledge & Imaan, I rate my accomplishment today as 			

When	What	How	Work done
Day 7  8 <sup>th</sup> June Fri	<b>Deeniyat:</b> Recap.	Recap of ta'wwuz and tasmiyah.	Justified <input type="checkbox"/>
	<b>English:</b> a) Introduction of Conversation Q no - 3 and 4. b) Recap of strokes. c) Practice book pg 1.	a) Introduction of conversation questions 3 and 4. Q1. How are you? Q.2. In which class do you study? b) Recap of strokes. c) Do page no 1 (half page) PB.	Justified <input type="checkbox"/>
	<b>Math:</b> a) Introduction of shape 'circle'. b) Practical counting 1-10. c) Slate practice 1-10. d) Comparison - 'thick' & 'thin'	a) Introduction of shape 'Circle'. b) Practical counting 1-10 using objects. c) Slate practice 1-10. d) Comparison 'Thick' & 'Thin' Rd pg 2	Justified <input type="checkbox"/>
	<b>E.V.S.:</b> Recap of the topic "Myself".	a) Make the students practice the sentences about 'Myself' orally. Rd pg 1. b) Let the child do physical exercise by using body parts.	Justified <input type="checkbox"/>
	<b>Hindi:</b> a) Introduction of सीधी रेखा, खड़ी रेखा, दाई ओर मुड़ी रेखा b) Identification of swar akshar	a) Introduction of strokes and curves related to hindi letters on slate. सीधी रेखा, खड़ी रेखा, दाई ओर मुड़ी रेखा Rd Pg.1. b) Identification of swar akshar by picture reading.	Justified <input type="checkbox"/>
	<b>Break time</b>	Islamic etiquette of eating and practical demo. How To Eat: Wash hands. Eat with your right hand. Say Bismillah before eating How to drink water: Sit down with the glass. Say Bismillah. Drink water in small gulps. Say Alhumdulillah after drinking.	Justified <input type="checkbox"/>
<b>Homework:</b> English: pg 1 (P.B) EVS:PB pg no.1(paste your Photograph)			

**Teacher Assessment:**

Smiley for today's involvement, learning and enjoyment of teacher and students.



With the best knowledge & Imaan, I rate my accomplishment today as

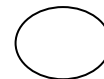


When	What	How	Work done
Day 8  9 <sup>th</sup> June Sat	<b>Deeniyat:</b> Introduction of khaana khaane se phale ki dua.	Make the child repeat the dua with tarjama.	Justified <input type="checkbox"/>
	<b>English:</b> a) Recap of rhymes 1. b) Recap of conversation Q/A 3 and 4. c) Practice book pg 2.	a) Recap of rhymes 1. b) Recap of conversation Q. 3 and 4 with correct pronunciation along with the teacher. c) Write strokes pg 2 (P.B. half page).	Justified <input type="checkbox"/>
	<b>Math:</b> a) Introduction of number 1. b) Comparison: Tall and Short. c) Introduction of number 11-20.	a) Introduction of number 1 - identification, counting by value and writing the number, Rd pg 8. b) Introduction of comparison of Tall and Short, Rd pg 3. c) Introduction of number 11-20.	Justified <input type="checkbox"/>
	<b>E.V.S.:</b> Recap of the topic "Myself".	Make the children recap the lesson 'Myself' and informal talk about the topic.	Justified <input type="checkbox"/>
	<b>Hindi:</b> a) Introduction of दाई और मुड़ी रेखा, दाई, बाई तिरछी रेखा	a) Introduction of strokes & curves related to hindi letters on slates. b) Write Rd pg 2 दाई और मुड़ी रेखा, दाई, बाई तिरछी रेखा	
	<b>Break time:</b>	Islamic etiquette of eating and practical demo. How To Eat: Wash hands. Eat with your right hand. Say Bismillah before eating How to drink water: Sit down with the glass. Say Bismillah. Drink water in small gulps. Say Alhumdulillah after drinking.	Justified <input type="checkbox"/>
	<b>Urdu:</b> a) Intro of Huroof of land پ	a)Intro of Huroof of ا and پ	Justified <input type="checkbox"/>
	<b>Activity:</b> a) Number recap 1-10.	a) Collecting and assembling objects place flash card and children have to get any object and place the objects according to the number value.	Justified <input type="checkbox"/>
<b>Freeplay / Games:</b> Refer kindergarten activity book	a) Activity 1: Racing through the strokes. b) Activity 2: Walking on the strokes.	Justified <input type="checkbox"/>	
<b>Homework:</b> English: Do pg 2 (P.B)			

**Teacher Assessment:**

Smiley for today's involvement, learning and enjoyment of teacher and students.

With the best knowledge & Imaan, I rate my accomplishment today as



**Note: Follow the break time, eating etiquettes every day.**

**Every Friday will be Fruity Friday for the whole academic year.**


When	What	How	Work done
Day 9  11 <sup>th</sup> June Mon	<b>Deeniyat:</b> Introduction of Awwal kalima.	Make the children repeat the Awwal kalima with tajweed along with the teacher.	Justified <input type="checkbox"/>
	<b>English:</b> a) Introduction of Conversation practice Q. no - 5-6 (Ref: reader pg - 5-6) b) Practice book pg 3.	a) Introduction of conversation Q.5-6 Q.5 How old are you? Q.6. What is your father's name? b) Make the child repeat word along with spellings. Write small letters middle case PB pg no. 3,4 (half page).	Justified <input type="checkbox"/>
	<b>Math:</b> a) Introduction of number 2. b) Comparison:- Heavy and light. c) Oral counting 1-20.	a) Introduction of number 2 - identification, counting by value and writing the number, Rd pg 8. b) Comparison:- Introduction of concepts heavy and light, through picture demo and by showing different objects, Rd pg 4. b) Oral counting 1-20.	Justified <input type="checkbox"/>
	<b>E.V.S.:</b> Introduction of the lesson - 2 'My Body'.	Introduction of the lesson - 2 'My Body' by doing physical exercises and pointing to the related external organs and using flash cards, (Ref: r/d pg no - 2) <b>Note:</b> Allah (swt) has created us with healthy body parts which are very useful in many ways. Always thank Allah (swt). Do PB pg 2 (Draw happy and sad face).	Justified <input type="checkbox"/>
	<b>Hindi:</b> Introduction of नीचे, ऊपर मोड़ी रेखा शून्य आकर	a) Introduction of strokes and curves related to hindi letters on slates. b) Write Rd pg 3, नीचे, ऊपर मोड़ी रेखा शून्य आकर	Justified <input type="checkbox"/>
	<b>Urdu:</b> a) Recap پ - ا b) Reader pg 2.	a) Recap پ - ا b) Reader pg 2, trace and write پ - ا	Justified <input type="checkbox"/>
	<b>Break time</b>	Islamic etiquette of eating and practical demo.	Justified <input type="checkbox"/>
	<b>Activity:</b> Hindi vocabulary play. Recap curves, strokes and lines.	Place a rope / draw curves and lines and let the children walk over it. Hindi vocabulary play U नीचे की और मुड़ी रेखा, ऊपर की और मुड़ी रेखा Π, शून्य अकार ○, सीधी रेखा —, कड़ी रेखा  , दाई तिरछी रेखा /, बाई तिरछी रेखा \, दाई और मुड़ी रेखा ⊃, बाई मुड़ी रेखा ⊂	Justified <input type="checkbox"/>
	<b>Freeplay:</b> Refer kindergarden activity book	a) Activity : 1 Racing through the strokes b) Activity : 2 Walking on the strokes	Justified <input type="checkbox"/>
Homework: Eng: PB pg no.3-4 (half page)			
<b>Teacher Assessment:</b> Smiley for today's involvement, learning and enjoyment of teacher and students. With the best knowledge & Imaan, I rate my accomplishment today as <input type="checkbox"/> 10 <input type="checkbox"/>			

Note: 12<sup>th</sup> June 2018-16<sup>th</sup> June 2018 - Tuesday – Saturday (Shab-e-Qadr & Id-ul-Fitr)

When	What	How	Work done
Day 10  18 <sup>th</sup> June Mon	<b>Deeniyat:</b> Introduction of surah faaiha.	Introduction of suratul faatiha aayat 1 to 3 with tajweed.	Justified <input type="checkbox"/>
	<b>English:</b> a) Recap Conversation Q.5-6. b) Recap of story 'The well of Zam-Zam'.	a) Recap Conversation Q.5-6. b) Recap of story 'The well of Zam-Zam'. (Rhymes and story book pg 22). c) Write small letters P.B pg 5 (half page).	Justified <input type="checkbox"/>
	<b>Math:</b> a) Recap 1-2. b) Comparison:- Introduction of Long and Short.	a) Recap 1-2 - practical, slate practice, writing in the air, sand tray practice. b) Comparison:- Introduction of Long and Short, Rd pg 5, through Practical activities. Compare children of the class who are tall and who are short.	Justified <input type="checkbox"/>
	<b>E.V.S.:</b> Introduction of 'My body'.	Introduction of 'My body', 'All About Me' Refer Rd pg 3, Do PB pg 3. Auditory sense of - sense of listening. Refer activity mentioned.	Justified <input type="checkbox"/>
	<b>Hindi:</b> a) Introduction of swar akshar अ	a) Introduction of swar akshar अ se achkan, adrak through picture chart, flash card + slate practice, Ref Pg-4.	Justified <input type="checkbox"/>
	<b>Urdu:</b> a) Recap ا - ا b) Reader pg 2.	a) Recap ا - ا b) Reader pg 2, circling and colouring ا - ا	Justified <input type="checkbox"/>
	<b>Break time</b>	Islamic etiquette of eating and practical demo.	Justified <input type="checkbox"/>
	<b>Activity:</b> Development of auditory skills.	You can use four empty toothpick boxes. Put pulses of different sizes in the boxes and cover them. Box 1 : semolina (rawa or sooji), Box 2: split green gram (moong dal) and Box 3: Bengal gram (chana). Ask your child to shake the containers and place them in order from the loudest (on the right) to the softest (on the left) sound.	Justified <input type="checkbox"/>
<b>Freeplay/Games:</b> Organized game for math.	More and less: give children play dough and ask them to make small balls. Now divide the balls unequally in two groups like more and less and say it aloud, 'This is more' and 'This is Less'.	Justified <input type="checkbox"/>	
<b>Homework:</b> Eng: Do PB pg 5 (half page)			

**Teacher Assessment:**

Smiley for today's involvement, learning and enjoyment of teacher and students.



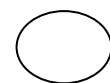
With the best knowledge & Imaan, I rate my accomplishment today as



When	What	How	Work done
Day 11  19 <sup>th</sup> June Tue	<b>Deeniyat:</b> Introduction of suratul faatiha	Introduce suratul faatiha aayat 4 to 7 with tajweed	Justified <input type="checkbox"/>
	<b>English:</b> a) Conversation practice Q no - 7 (Ref: r/d pg no - 7). b) Spell & read the words from Rd pg no - 5. c) Story: Recap of story 'The well of zam zam'.	a) Recap of Q. 6 and introduction of Q 7. What is your father's contact number? A. My father's contact number is ____. With correct pronunciation along with the teacher. b) Copy and write the small letter (P.B pg 6 & 7) (half page). c) Recap story 'The well of zam zam'	Justified <input type="checkbox"/>
	<b>Math:</b> a) Introduction of number 3. b) Comparison:- Introduction of concept More and Less.	a) Introduction of number 3 - identification, counting by value and writing the number, Rd pg 8. b) Comparison:- Introduction of concept More and Less, Rd pg 6. Also through practical demo and by showing different objects. Activity organized game.	Justified <input type="checkbox"/>
	<b>E.V.S.:</b> Recap of gustatory sense - sense of taste and My body.	a) Facilitator will mix lemon in one glass of water and sugar in another glass of water. The children will taste both the mixtures. Ask the children which taste they liked and how did they know the taste. Discuss sense of taste how the tongue helps us. a) All about me Rd pg 2-3.	Justified <input type="checkbox"/>
	<b>Hindi:</b> a) Recap of swar akshar अ b) Rd pg 4.	a) Recap of swar akshar अ b) Make the children trace and write the askhar अ Rd pg 4 (half page).	Justified <input type="checkbox"/>
	<b>Urdu:</b> a) Introduction of the huroof ت - پ.	Introduction of the huroof ت - پ, through picture chart r/d pg no - 3.	Justified <input type="checkbox"/>
	<b>Activity:</b> Refer kindergarten activity book	a) Activity 1: Racing through the strokes. b) Activity 2: Walking on the strokes.	Justified <input type="checkbox"/>
	<b>Rhymes:</b> Recap of rhyme Assalamualaikum	Recap of rhyme 'Assalamualaikum' with correct pronunciation	Justified <input type="checkbox"/>
<b>Homework:</b> Hindi: Pg 4 half page. Eng: Do PB pg 6-7 (half page).			

### Teacher Assessment:

Smiley for today's involvement, learning and enjoyment of teacher and students.



With the best knowledge & Imaan, I rate my accomplishment today as





When	What	How	Work done
Day 12  20 <sup>th</sup> June Wed	<b>Deeniyat:</b> - Recap of suratul faatiha complete	Make the child repeat suratul faatiha aayat 1-7 with correct pronunciation along with the teacher	Justified <input type="checkbox"/>
	<b>English:</b> a) Practice PB pg. 8	a) Copy and write small letter PB pg 8 (half page).	Justified <input type="checkbox"/>
	<b>Math:</b> a) Recap 1-3. b) Comparison:- Introduction of concept, 'Left and Right'.	a) Recap 1-3 - practical, slate practice, writing in the air, sand tray practice. b) Comparison:- Introduction of concept, 'Left and Right', Rd pg 7. Also through practical demo and by showing different objects. Activity organized game.	Justified <input type="checkbox"/>
	<b>E.V.S.:</b> a) All about me. b) Sense of touch.	a) All about me Rd pg 4-6. b) Sense of touch - facilitator will get a bottle of chilled water and another bottle of hot water. Children will close their eyes, touch the bottle and tell is it hot or cold. The facilitator will discuss how did they know. That is through their skin/touch they can feel.	Justified <input type="checkbox"/>
	<b>Hindi:</b> a) Introduction of swar akshar अ	a) Introduction of swar akshar अ b) Introduction of swar akshar अ se Aam, Aaloo, through picture chart, flash card + slate practice.	Justified <input type="checkbox"/>
	<b>Urdu:</b> Salte Practice.	Slate practice ت - پ	Justified <input type="checkbox"/>
	<b>Activity and free play:</b> Left and Right concept.	Exercise: Left hand up - Down, left hand straight side- down, stamp left leg. Repeat the same with right.	Justified <input type="checkbox"/>
<b>Story:</b> Recap of story Well of Zam-Zam.	Recap of story Well of Zam-Zam.	Justified <input type="checkbox"/>	
Homework: Eng: PB pg 8 (half page).			

### Teacher Assessment:

Smiley for today's involvement, learning and enjoyment of teacher and students.




With the best knowledge & Imaan, I rate my accomplishment today as



When	What	How	Work done
Day 13  21 <sup>st</sup> June Thu	Assembly time : Deeniyat hamd	Refer reader pg. 1	Justified <input type="checkbox"/>
	<b>English:</b> a) Recap of small letters a-z. b) Recap story 'The well of zam zam' - Q/A.	a) Recap of small letters a-z, Practice book pg 9-10 (half page). b) Recap story 'The well of zam zam' - Q/A.	Justified <input type="checkbox"/>
	<b>Math:</b> a) Introduction of number 4 & 5. b) Recap of oral counting 1-30 c) Recap of shape circle	a) Introduction of number 4 & 5 - Identification, counting by value and writing the number, Rd pg 9. b) Recap of oral counting 1-30 c) Recap of shape circle Note: Allah is one (1). We have two eyes two ears (2). We should drink water in three gulps (3). Say bismillah four times (4).	Justified <input type="checkbox"/>
	<b>E.V.S:</b> Topic - Introduction of 'Food'	Topic - Introduction of 'Food', Rd pg 7. Picture reading and reading the names of food items.	Justified <input type="checkbox"/>
	<b>Hindi:</b> a) Recap of swar akshar अ , आ b) Rd pg 5. c) Introduction of इ	a) Recap of swar akshar अ, आ b) Make the children trace and write the akshar आ (half page) pg -5. c) Introduction of इ Rd pg. 6	Justified <input type="checkbox"/>
	<b>Urdu:</b> -a) Recap of the huroof ت - پ. b) Reader pg 3.	a) Recap of the huroof ت - پ. b) Reader pg 3 - trace and write ت - پ.	Justified <input type="checkbox"/>
	<b>Activity Deeniyat:</b> Interaction with the students	Interaction with the students	Justified <input type="checkbox"/>
	<b>Stories:</b> Recap of story The Well of Zam Zam	Recap of story The Well of Zam Zam.	Justified <input type="checkbox"/>
	<b>Rhymes:</b> Introduction of rhyme 'Aeroplane'.	Introduction of rhyme 'Aeroplane' with correct pronunciation.	Justified <input type="checkbox"/>
<b>Homework:</b> English: Recap letter a-z, Practice book pg 9 & 10 (half page). Hindi: Rd pg 5.			

### Teacher Assessment:

Smiley for today's involvement, learning and enjoyment of teacher and students.



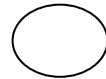
With the best knowledge & Imaan, I rate my accomplishment today as



When	What	How	Work done
Day 14  22 <sup>nd</sup> June Fri	<b>Deeniyat:</b> Recap of Huroof-e-tahajji	Introduce huroof-e-tahajji ح - ا with tajweed	Justified <input type="checkbox"/>
	<b>English:</b> a) Picture reading - 6.	a) Picture reading - 6, Rd pg 63. b) Copy and write capital letters, Pg 11-12 (half page).	Justified <input type="checkbox"/>
	<b>Math:</b> a) Recap, Copy and write number 1-5. b) Introduction of number 6.	a) Recap, Copy and write number 1-5, Practice book 1 (2 times C.W). b) Introduction of number 6 - identification, counting by value and writing the number, Rd pg 9. c) Recap oral counting 1-30.	Justified <input type="checkbox"/>
	<b>E.V.S.:</b> a) Healthy food and junk food. b) Refer Activity Rd pg 9.	Introduction of 'Healthy food and junk food' Rd pg 8-9. b) Refer Activity Rd pg 9.	Justified <input type="checkbox"/>
	<b>Hindi:</b> a) Recap of swar akshar अ - इ - ङ Rd pg 6.	a) Recap of swar akshar अ - इ - ङ b) Make the children trace and write the akshar इ (half page) pg 6.	Justified <input type="checkbox"/>
<b>Homework:</b> English: Copy and write capital letters, Pg 11-12 (half page). Math: PB pg 1 (2 times).			

### Teacher Assessment:

Smiley for today's involvement, learning and enjoyment of teacher and students.



With the best knowledge & Imaan, I rate my accomplishment today as



When	What	How	Work done
Day 15  23 <sup>rd</sup> June Sat	<b>Deeniyat:</b> Introduction of huroof-e-tahajji	Introduce huroof-e-tahajji ح - ج with tajweed	Justified <input type="checkbox"/>
	<b>English:</b> a) Letters of the alphabet Aa-Oo.	a) Letters of the alphabet Aa-Oo, Rd pg 1-3. b) Copy and write capital letters, pg 13 (half page).	Justified <input type="checkbox"/>
	<b>Math:</b> a) Oral counting 1-30. b) Introduction of numbers 7 & 8.	a) Oral counting of numbers 1-30 b) Introduction of numbers 7 & 8 Identification, counting by value and writing the number, Rd pg 10. Note: 1- There are 7 days in a week. c) Slate practice. d) Identification of numbers 6 and 7, Rd pg 9-10.	Justified <input type="checkbox"/>
	<b>E.V.S.:</b> Introduction of the lesson 3 'Food'- healthy food.	a) Introduction of the lesson 3 'Food' - healthy food with picture chart real food items. (Ref: Rd pg 7, 8 and 9) b) Spell & read the words. c) EVS practice book pg 4 (activity pg) and 52 - new words.	Justified <input type="checkbox"/>
	<b>Hindi:</b> a) Recap of the swar akshar 'इ'.	a) Recap of the swar akshar 'अ - इ' b) Introduction of swar akshar 'ई' se Eidgah, Eekh, through picture chart, flash card + slate practice Rd pg 7.	Justified <input type="checkbox"/>
	<b>Urdu:</b> a) Introduction of the huroof ح - ط. Rd Pg no. 4.	a) Intro of the huroof ح - ط through picture chart and finger tracing using sand paper pg 4.	Justified <input type="checkbox"/>
	<b>Freeplay / Games:</b> Outdoor Free play.	By making the children play freely.	Justified <input type="checkbox"/>
<b>Activity:</b>	My art cart pg 30. Book 'C'.	Justified <input type="checkbox"/>	
<b>Homework:</b> English: Copy and write capital letters, pg 14-15 (half page). Hindi: Rd pg 6 half page.			

### Teacher Assessment:

Smiley for today's involvement, learning and enjoyment of teacher and students.

With the best knowledge & Imaan, I rate my accomplishment today as

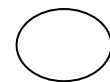




When	What	How	Work done
Day 16  25 <sup>th</sup> June Mon	<b>Deeniyat:</b> Introduction of cheenk aane par kahein	Make the child recite the dua with correct pronunciation	Justified <input type="checkbox"/>
	<b>English:</b> a) Recap letters of the alphabet.	a) Recap letters of the alphabet, Rd pg 1-5. b) Recap Conversation questions 1-7. c) Trace and write capital letters, PB pg 16. d) Write capital letter A-Z, (Practice book pg 17). 1 time classwork.	Justified <input type="checkbox"/>
	<b>Math:</b> a) Oral counting 1-50. b) Introduction of number 9.	a) Oral counting of numbers from 1-50 b) Introduction of number 9 - identification, counting by value and writing the number, Rd pg 10. c) Practical counting of numbers 1 to 10. (using ice-cream sticks)	Justified <input type="checkbox"/>
	<b>E.V.S:</b> a) Recap of the lesson-'Food'	a)Recap of the lesson-'Food'. b) Name the given picture, PB Pg 53.	Justified <input type="checkbox"/>
	<b>Hindi:</b> a) Recap of swar akshar 'अ - इ' b) Introduction of swar akshar 'उ' c) Rd pg 7	a) Recap of swar akshar 'अ - इ' b) Introduction of the swar akshar 'उ' se ulloo, uphar through picture chart, flash card & slate practice, Ref pg 8. c)Rd pg 7 Trace & Write	Justified <input type="checkbox"/>
	<b>Urdu:</b> - Slate practice	- Slate practice ا and ا	Justified <input type="checkbox"/>
	<b>Activity:</b> a) Urdu activity. b) Hindi Activity	a) Write on the sand and slate practice huroof ا - ا b)Hindi-Sand tray of Hindi letters from 'अ - इ'	Justified <input type="checkbox"/>
	<b>Freeplay/games:</b> Healthy food and junk food	sorting flash cards of healthy and unhealthy junk food	Justified <input type="checkbox"/>
<b>Homework:</b> English: Write capital letter A-Z, (Practice book pg 16-17) (2 times). Hindi: Rd pg 7 (half page)			

### Teacher Assessment:

Smiley for today's involvement, learning and enjoyment of teacher and students.

With the best knowledge & Imaan, I rate my accomplishment today as




When	What	How	Work done
Day 17	<b>Deeniyat:</b> Introduction of hadees 1	Make the child repeat hadees no. 1 deen.	Justified <input type="checkbox"/>
	<b>English:</b> a) Introduction of lesson 2 'vowels and consonants'. b) Recap Aa-Zz.	a) Introduction of lesson 2 'vowels and consonants', Rd pg 6-9. c) Recap Aa-Zz, Practice book pg 18 (half page).	Justified <input type="checkbox"/>
	<b>Math:</b> a) Oral counting 1-50. b) Recap of pre-mathematical concept. c) Workbook pg 1-3. d) Introduction of number 10. e) Recap numbers 1-10.	a) Oral counting of numbers from 1-50. b) Recap of pre-mathematical concept big and small, thick and thin, tall and short using objects, black board, flex and classroom material. c) Make the children do the activities in the workbook pg no - 1, 2 and 3. d) Introduction of number 10 - Rd pg 11. e) Recap numbers 1-10 - slate practice, Practice book pg 2.	Justified <input type="checkbox"/>
26 <sup>th</sup> June Tue	<b>E.V.S.:</b> a) Complete the pending work	a) Complete the pending work.	Justified <input type="checkbox"/>
	<b>Hindi:</b> a) Recap of swar 'अ - उ' Rd Pg 7.	a) Recap of swar akshar 'अ - उ' b) Make the children trace and write the akshar उ half page 8.	Justified <input type="checkbox"/>
	<b>Urdu:</b> Recap of huroof ث - ا Rd pg 4.	Recap of huroof ث - ا Rd pg 4. Trace and write.	Justified <input type="checkbox"/>
	<b>Activity:</b> Hindi activity.	Sand letter tracing - छात्रों के फनर मोटर स्किल्स को बढ़ने के लिए sand tracing कराए अक्षर अ - उ तक.	Justified <input type="checkbox"/>
	<b>Rhymes:</b> Recap of rhymes all learnt till now	Recap of rhymes all learnt till now	Justified <input type="checkbox"/>
<b>Home work:</b> English: Recap Aa-Zz, Practice book pg 18 (half page). Math: PB pg 2 (half page) Hindi: Rd pg 8. (half page).			
<b>Teacher Assessment:</b> Smiley for today's involvement, learning and enjoyment of teacher and students.  With the best knowledge & Imaan, I rate my accomplishment today as 			

When	What	How	Workdone
Day 18  27th June Wed	<b>Deeniyat:</b> Introduction of jab koi cheez achche lage to yeh dua padhe	Make the child repeat dua along with the teacher and explain about it.	Justified <input type="checkbox"/>
	<b>English:</b> a) Recap of conversation Q/A. 1-7. b) Recap of L - 2 PB pg 19.	a) Recap of conversation Q/A 1-7. b) Recap of lesson - 2 vowels & consonant Rd pg 6 & 7. c) Do PB pg 19.	Justified <input type="checkbox"/>
	<b>Math:</b> a) Oral counting 1-30. b) Slate practice.	a) Recap of oral counting numbers 1 to 30. b) Slate practice 1-10.	Justified <input type="checkbox"/>
	<b>EVS:</b> Recap of the lesson - Food.	a) Recap of the LS food healthy and junk food by showing the students lunch box practically. b) Do PB pg 4, Tick the healthy food and cross the junk food.	Justified <input type="checkbox"/>
	<b>Hindi:</b> Introduction of swar akshar ञ	a) Recap of swar akshar ञ - ञ. b) Introduction of swar akshar ञ se oont, through picture chart, flash card + slate practice. (ref pg 9).	Justified <input type="checkbox"/>
	<b>Urdu:</b> Recap of the huroof ا. ت	Reader pg 4 underline the correct hurf and colour the huroof.	Justified <input type="checkbox"/>
<b>Activity:</b> a) My art cart book 'C'. b) Clay moulding.	a) My art cart book 'C' pg 8 - Paper collage. b) Clay moulding.	Justified <input type="checkbox"/>	
	<b>Stories:</b> Recap of the story The Well Zam Zam	Recap of the story 'The Well Zam Zam' through question and answers by flash cards sequencing.	Justified <input type="checkbox"/>

**Teacher Assessment:**

Smiley for today's involvement, learning and enjoyment of teacher and students.



With the best knowledge & Imaan, I rate my accomplishment today as



When	What	How	Workdone
Day 19  28th June Thu	<b>Assembly time:</b> deeniyaat hamd.	Assembly time deeniyaat hamd, Ref Rd pg 1.	Justified <input type="checkbox"/>
	<b>English:</b> a) Recap of conversation Q.1-7. b) PB pg 20.	a) Recap of conversation Q.1-7. b) PB pg 20.	Justified <input type="checkbox"/>
	<b>Math:</b> a) Practical counting 1-10. b) Oral counting 1-30.	a) Practical counting using ice-cream sticks for making bundle of 10. b) Oral counting 1-30.	Justified <input type="checkbox"/>
	<b>EVS:</b> a) Introduction of lesson 'My Needs topic fruit'. b) Refer Activity Rd pg 11.	a) Introduction of Unit-II 'My Needs topic fruit' fruits by showing real and artificial fruits especially the fruits of Jaanah. (See, touch, feel and taste) Rd pg 10-11. b) Refer Activity Rd pg 11.	Justified <input type="checkbox"/>
	<b>Hindi:</b> Recap of swar akshar अ - ङ Rd pg 9.	a) Recap of swar akshar अ - ङ. b) Make the children trace and write the akshar ङ half page, pg 9.	Justified <input type="checkbox"/>
	<b>Urdu:</b> Introduction of the huroof ع - ج	Introduction of the huroof ع - ج through pictures, chart and finger tracing using sand paper pg no 5.	Justified <input type="checkbox"/>
	<b>Activity Deeniyaat:</b> Make the child identify huroof-e-tahajji ع - ا /using flex, flash cards	Make the child identify huroof-e-tahajji ع - ا /using flex, flash cards	Justified <input type="checkbox"/>
	<b>Story:</b> My art cart book 'C'	My art cart book 'C' pg 9 - Super hero: Become a hero by eating healthy food.	Justified <input type="checkbox"/>
<b>Rhymes:</b> Introduction of rhyme 'Out in the Garden'.	Introduction of rhyme 'Out in the Garden'.	Justified <input type="checkbox"/>	
	Homework: English: PB pg 21. Hindi: Rd pg 9.		

**Teacher Assessment:**

Smiley for today's involvement, learning and enjoyment of teacher and students.

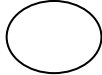



With the best knowledge & Imaan, I rate my accomplishment today as



Send a note to the parents about, (Mother's get together and Red Day Celebration, schedule on Saturday - 30<sup>th</sup> June 2018.

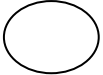


When	What	How	Workdone
Day 20  29 <sup>th</sup> June Fri	<b>Deeniyat:</b> Recap	Make the child recite the dua with tarjama	Justified <input type="checkbox"/>
	<b>English:</b> a) Spell and read the words Rd pg 1-15. b) PB pg 22 & 23.	a) Recap of spell & read the words Rd pg 1-5. b) Do PB pg 22 & 23.	Justified <input type="checkbox"/>
	<b>Math:</b> a) Introduction of place value. b) PB pg 3.	a) Introduction of place value Tens and Ones. b) PB pg 3 write 1-10.	Justified <input type="checkbox"/>
	<b>EVS:</b> Recap of LS 'My body', Food.	a) Recap of Q/A of LS: 'My body' and Food. Completing of pending work.	Justified <input type="checkbox"/>
	<b>Hindi:</b> Introduction of swar akshar ऋ	a) Recap of swar akshar अ - ऊ. b) Introduction of swar akshar ऋ se 'Rushabh' through picture chart, flash card + slate practice (Ref: pg 10).	Justified <input type="checkbox"/>
<b>Homework:</b> Math: PB pg 4.			
<b>Teacher Assessment:</b> Smiley for today's involvement, learning and enjoyment of teacher and students. 			
With the best knowledge & Imaan, I rate my accomplishment today as 			

**Note: 30<sup>th</sup> June 2018 - Saturday**

**Mother's get together and 'Red Day'**

Note: Inform the students to get a red colour object wear red colour for Red Day Celebration.

	What	How	Workdone
Day 21  30 <sup>th</sup> June Sat	<b>Mother's get together and RED Day</b>	<ul style="list-style-type: none"> <li>Show and tell activity of Red colour object. Talking about red colour furits (An apple cover, Watermelon, strawberry, pomegranate).</li> </ul>	Justified <input type="checkbox"/>
<b>Teacher Assessment:</b> Smiley for today's involvement, learning and enjoyment of teacher and students. 			
With the best knowledge & Imaan, I rate my accomplishment today as 