



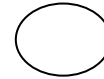
## Day wise plan for the month of June 2018

### Class - Nursery - Telangana

When	What	How	Workdone
Day 1 to 3	<b>Deeniyat</b> - Welcoming the toddlers.	Day 1 - Welcome the toddlers and make them comfortable with the new environment of classroom Greet: "As-SalaamuAlaikum" Day 2- Islamic greeting "As-SalaamuAlaikum" Day 3- Assembly time- Introduction of hamd.	Justified <input type="checkbox"/>
1 <sup>st</sup> - 5 <sup>th</sup> June  Fri- Mon- Tue	<b>Settling time:</b> Motivate the child to do any of the activities mentioned.	Set up three or four Activity centers. 1. Kids will do the activities along with the parents for first two days. 2. Teacher will interact with parents and child, noting details, making an observation record. A. Block play - some plastic cups, spoons, paper plate and ice cream sticks. B. Crayons - white paper and colour paper. C. Clay - mould, roller - pin. d. fine motor activities - lacing work, pipe cleaner, peg boards (puzzles). e. Plastic toys-fruits, vegetables, vehicles.	Justified <input type="checkbox"/>

**Teacher Assessment:**

Smiley for today's involvement, learning and enjoyment of teacher and students.



With the best knowledge & Imaan, I rate my accomplishment today as



Diary note: Give a diary note to the parents (or) tell the parents verbally when they come in the initial days as follows.

**'Dear Parents',**

Kindly share one full size (4x6size) photograph and 2 passport size photographs of our child.

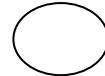
Also share an image /picture of his (a) favourite food (b) favourite fruit (c) favourite vegetable (d) favourite game.

The above items will be useful in the topics taught and learnt further.

When	What	How	Workdone
Day 4 - 5	<b>Deeniyat:</b>	Day 4 - Introduction of Islaami maloomaat Q. 1- Explain about islaami maloomaat. Day 5 - Introduction of salaam ka jawwab, making the child repeat the complete salaam 'As-salaamualikum' and its imoprtnance.	Justified <input type="checkbox"/>
	<b>Settling time:</b>	Day 3. Activity corner and get your favourite story book or picture book and share with your peers. Day 4. Activity corner and get your favourite toy and play with your friends. (Free play 30min) Day 5. Activity corner and Plan outdoor play, walking on a rope, balancing activity and story time in open area.	Justified <input type="checkbox"/>
6 <sup>th</sup> - 7 <sup>th</sup> June			
Wed- Thu			

**Teacher Assessment:**

Smiley for today's involvement, learning and enjoyment of teacher and students.



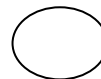
With the best knowledge & Imaan, I rate my accomplishment today as



When	What	How	Workdone
Day 6  8 <sup>th</sup> June Fri	<b>Deeniyat:</b> Recap of salaam and jawaab.	Making the child repeat the complete salaam and jawaab.	Justified <input type="checkbox"/>
	<b>English:</b>  Recap of 'Chubby Cheeks'	Back to school song: Where is (child's name)? Where is (child's name)? Please stand up, Please stand up, Do a little wave, Do a little clapping, Sit back down, Sit back down! b) Recap of 'Chubby Cheeks',	Justified <input type="checkbox"/>
	<b>EVS:</b> Informal question of 'My Body'	Informal question of 'My Body'- Make them clap-clap & jump and ask them which part of the body is helping them to do all such action.	Justified <input type="checkbox"/>
	<b>Break time</b>	Islamic etiquette of eating and practical demo. How To Eat: Wash hands. Eat with your right hand. Say Bismillah before eating How to drink water: Sit down with the glass. Say Bismillah. Drink water on small gulps. Say Alhumdulillah after drinking.	Justified <input type="checkbox"/>
	<b>Games:</b> Physical activity.	Physical Activity: Hopping Frogs. Place green lily pads (circular green paper/felt/foam paper) on ground and hop to each one like little frogs. Add directions, go, hop, etc. adds to fun.	Justified <input type="checkbox"/>
	<b>Rhymes:</b> Introduction of rhyme 'Chubby Cheeks'.	Introduction of rhyme 'Chubby Cheeks'.	Justified <input type="checkbox"/>

**Teacher Assessment:**

Smiley for today's involvement, learning and enjoyment of teacher and students.





With the best knowledge & Imaan, I rate my accomplishment today as



When	What	How	Workdone
Day 7  11 <sup>th</sup> June Mon	<b>Deeniyat:</b> Introduction of Ta'awwuz.	Making the child repeat Ta'awwuz with correct pronunciation.	Justified <input type="checkbox"/>
	<b>English:</b> a) Conversation questions: Introduction of Q. no 1. b) Rhymes: Recap of rhyme 'Chubby Cheeks'.	a) Talking to the child on Islamic greeting and informal talk. Introductio of Q.no.1. What do you say when you meet someone?  b) Recap of rhyme 'Chubby Cheeks' with body actions and rhythm. <a href="https://youtu.be/XAMtgyiUhIo">https://youtu.be/XAMtgyiUhIo</a>	Justified <input type="checkbox"/>
	<b>Math:</b> Introduction of shape 'circle'.	Introduce Circle Shape: Show the children the circle shape poster. Trace over the circle with your fingers. Ask the children to do the same. Trace a circle in the air. Make a Circle Shape basket that includes several items that are in the shape of a circle. Ask children to repeat or name the items in the basket. Ask the children what other items could be put in the basket. Can you make a circle with just the fingers on one hand (thumb and 1st finger), two hands, 2 arms, whole body?! Marvelous me! Now make a circle with all friends.	Justified <input type="checkbox"/>
	<b>EVS:</b> Recap of 'My Body'	Recap of 'My Body' - Play blind fold game with the students and ask them can they see if their eyes one closed. Now the teacher can ask the question. Q. How do you see?	Justified <input type="checkbox"/>
	<b>Break time</b>	Islamic etiquette of eating and practical demo.	Justified <input type="checkbox"/>
	<b>Games:</b> Organized game running race.	By taking the children out in the open area and have running race involving all the students.	Justified <input type="checkbox"/>
	<b>Group Activity:</b> Balloon painting. (use red colour and draw a big circle on the chart).	Balloon painting - Provide small inflated balloons and plates with paint spread around the surface. Allow children to dip the balloons into the paint and then onto a large piece of paper for some very unique art!	Justified <input type="checkbox"/>

**Teacher Assessment:**

Smiley for today's involvement, learning and enjoyment of teacher and students. 

With the best knowledge & Imaan, I rate my accomplishment today as 

**Note: 12<sup>th</sup> - 16<sup>th</sup> June 2018 - Tuesday-Saturday**

**Ramzan Holidays.**

When	What	How	Workdone
Day 8  18 <sup>th</sup> June Mon	<b>Deeniyat:</b> Introduction of tasmiyah.	Make the child repeat tasmiyah.	Justified <input type="checkbox"/>
	<b>English:</b> a) Conversation questions: Recap of Q. no 1. b) Introduction of rhyme 'Little Muslim'.	a) Talking to the child on Islamic greeting and informal talk. Recap of Q. no 1. b) Introduction of rhyme 'Little Muslim'.	Justified <input type="checkbox"/>
	<b>Math:</b> Recap of circle.	a) Recap of shape circle by showing models. b) Ask kids to get one circle sandwich or Roti in the snacks box. c) You can apply make fruit jam (red colour) or a red apple in snacks.	Justified <input type="checkbox"/>
	<b>EVS:</b> Introduction of colour 'Red'.	b) Introduce Colour Red: Show the children the Colour Red poster. Make a colour red basket that includes several items that are red. Try to add a red apple. Ask children to repeat or name the items in the basket. Ask the children what other items could be put in the basket. Play "I Spy Something Red" in the classroom. Whose favorite colour is red?	Justified <input type="checkbox"/>
	<b>Break time</b>	Islamic etiquette of eating and practical demo.	Justified <input type="checkbox"/>
	<b>Games:</b> Organized game.	Exercise box - Take a square box and cover it with paper like you would wrap a gift. Then on each side, write an action. It could be hop, jump backwards, touch your toes, run in place, hop on one foot, jump-ing jacks, etc, involve all the students.	Justified <input type="checkbox"/>
	<b>Activity:</b> Balloon painting.	<b>Balloon painting.</b> Provide small inflated balloons and plates with paint spread around the surface. Allow children to dip the balloons into the paint and then onto a large piece of paper for some very unique art!	Justified <input type="checkbox"/>

**Teacher Assessment:**

Smiley for today's involvement, learning and enjoyment of teacher and students.



With the best knowledge & Imaan, I rate my accomplishment today as

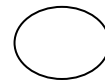


When	What	How	Workdone
Day 9  19 <sup>th</sup> June Tue	<b>Assembly time:</b> Deeniyat Hamd.	Refer reader pg 1.	Justified <input type="checkbox"/>
	<b>English:</b> a) Conversation questions: Recap of Q. no 1. b) Rhymes: Recap of 'Little Muslim'. c) Introduction of standing lines.	a) Talking to the child on Islamic greeting and informal talk. Recap of Q. no 1. b) Rhymes: Recap of 'Little Muslim' with body actions. c) Introduction of standing lines using black board, slate work and sand tray practice.	Justified <input type="checkbox"/>
	<b>Math:</b> Introduction of oral counting 1-2.	a) Introduction of oral counting 1-2.	Justified <input type="checkbox"/>
	<b>Break time</b>	Islamic etiquette of eating and practical demo.	Justified <input type="checkbox"/>
	<b>Freeplay/Games:</b> Standing line	Draw a big standing line and ask children to walk over it, saying this is a standing line.	Justified <input type="checkbox"/>
	<b>Activity:</b> Deeniyat - Explain about Jannah.	Deeniyat - Explain about Jannah.	Justified <input type="checkbox"/>
	<b>Rhymes:</b> Introduction of rhyme 'Iam glad, Iam me'.	Introduction of rhyme 'Iam glad, Iam me'.	Justified <input type="checkbox"/>
<b>Stories:</b> Tell them the story 'The Lion and the Mouse'	Tell them the story 'The Lion and the Mouse' by showing books and models through dramatization.	Justified <input type="checkbox"/>	

**Teacher Assessment:**

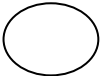
Smiley for today's involvement, learning and enjoyment of teacher and students.

With the best knowledge & Imaan, I rate my accomplishment today as



When	What	How	Work done
Day 10  20 <sup>th</sup> June Wed	<b>Deeniyat:</b> Introduction of Nuqte.	Introduce of nuqte 1 <sup>st</sup> & 2 <sup>nd</sup> line, pg 3.	Justified <input type="checkbox"/>
	<b>English:</b> a) Conversation questions: recap of Q.1 and Introduction of Q no 2. b) Rhymes: Recap of rhyme 'Little Muslim' with actions. c) Recap of standing lines.	a) Talking to the child on Islami greeting and informal talk. Introducing 2Q: How are you? A: Alhamdulillah! I am fine. Thank you! b) Rhymes: Recap of rhyme 'Little Muslim' with actions. c) Recap of standing lines using black board, slate work and sand tray practice.	Justified <input type="checkbox"/>
	<b>Math:</b> a) Recap of oral counting 1 & 2. b) Introduction of number 1.	a) Recap of oral counting 1 & 2. b) Introduction of number 1, through flash card. Number 1 activity first show 1 object - 1 book, 1-pencil, 1 purse, and so on then pick up 1 object and ask the children how many books are there? Children will answer 1. Now ask the children to clap 1 time, Jump 1 time. <a href="https://youtu.be/E88NeoU-To">https://youtu.be/E88NeoU-To</a>	Justified <input type="checkbox"/>
	<b>EVS:</b> Activity book pg 98.	Activity book pg 98 - Lets do sponge dabbing in the apple with red colour.	Justified <input type="checkbox"/>
	<b>Break time</b>	Islamic etiquette of eating and practical demo.	Justified <input type="checkbox"/>
	<b>Activity:</b> a) Slate practice standing line. b) My art cart 'A' - Shining sunflower pg 34.	a) Slate practice of standing line. b) My art cart 'A' - Shining sunflower pg 34.	Justified <input type="checkbox"/>
	<b>Story time:</b>	Recap "The Lion and the mouse". Using online resource and story book.	Justified <input type="checkbox"/>

**Teacher Assessment:**

Smiley for today's involvement, learning and enjoyment of teacher and students. 

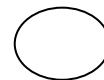
With the best knowledge & Imaan, I rate my accomplishment today as



When	What	How	Work done
Day 11  21 <sup>st</sup> Jun Thu	<b>Deeniyat:</b> Introduction of nuqte.	Introduce nuqte 3 <sup>rd</sup> 4 <sup>th</sup> and 5 <sup>th</sup> line.	Justified <input type="checkbox"/>
	<b>English:</b> a) Conversation questions: Recap of Q. no 1, 2. d) Recap of standing line.	a) Talking to the child on Islamic greeting and informal talk. Recap of Q. no 1, 2. b) Recap of standing line.	Justified <input type="checkbox"/>
	<b>Math:</b> Recap of number 1.	a) Recap of number 1.	Justified <input type="checkbox"/>
	<b>EVS:</b> Introduction of topic "My Body" through conversation questions.	Introduction of topic 'My Body' through conversation questions. My body part song Here's my head. Here's my nose. See my hands, Touch my toes Reach up my fingers High as they can go Wave them back To and fro.	Justified <input type="checkbox"/>
	<b>Break time</b>	Islamic etiquette of eating and practical demo.	Justified <input type="checkbox"/>
	<b>Freeplay/Games:</b> Standing line	Place a rope like a standing line and ask children to walk on the standing line holding hands of each other.	Justified <input type="checkbox"/>
	<b>Activity:</b> Sand paper cutout tracing of letter 'Aa'.	Sand paper cutout tracing of letter 'Aa', air writing and body writing.	Justified <input type="checkbox"/>

**Teacher Assessment:**

Smiley for today's involvement, learning and enjoyment of teacher and students.



With the best knowledge & Imaan, I rate my accomplishment today as





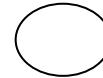
When	What	How	Work done
Day 12  22 <sup>nd</sup> June Fri	<b>Deeniyat:</b> Recap.	Recap of nuqte complete pg 3, by using black board.	Justified <input type="checkbox"/>
	<b>EVS:</b> Recap of topic "My Body" through conversation questions.	Recap of topic 'My Body' through conversation questions. Play the "Simon Says" game. In this game you ask the student different task in volving parts of their body. Ex: Simon says to touch your nose. Simon says to clap your hands and so on.	Justified <input type="checkbox"/>
	<b>Break time</b>	Islamic etiquette of eating and practical demo.	Justified <input type="checkbox"/>
	<b>Freeplay/Games:</b> Organized game	Marking on the ground letters and number 1 ask kids to run to the circle which has number 1.	Justified <input type="checkbox"/>
	<b>Rhymes:</b> Recap of rhyme 'Little Muslim'.	Recap of rhyme 'Little Muslim' through actions and correct pronunciation.	Justified <input type="checkbox"/>

**Teacher Assessment:**

Smiley for today's involvement, learning and enjoyment of teacher and students.

With the best knowledge & Imaan, I rate my accomplishment today as

10

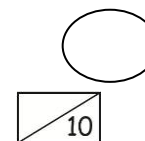


When	What	How	Work done
Day 13  25 <sup>th</sup> June Mon	<b>Deeniyat:</b> Introduction of huruf 'ا'	Make the child repeat 'ا' Alif with correct pronunciation.	Justified <input type="checkbox"/>
	<b>English:</b> a) Conversation questions: Recap of Q. no 1, 2. b) Introduction letter 'Aa'. c) Eng Activity book pg 1.	a) Talking to the child on Islamic greeting and informal talk. Recap of Q. no 1, 2. b) Introduction letter 'Aa' - concept of A, a sound Apple. Play I Spy something that starts with Letter A. Can the children remember some items from the A basket from yesterday? Use bulletin board, flash cards, display letter A and pictures of items that start with letter A. c) Eng Activity book pg 1 - Tracing with crayon. To help the child recognize standing line.	Justified <input type="checkbox"/>
	<b>Math:</b> a) Recap of number 1, Rd pg no 1. b) Activity book pg 91.	a) Recap of number 1, Rd pg no 1. b) Activity book pg 91- Start colouring circle from the circle, going round & round to complete the whole circle.	Justified <input type="checkbox"/>
	<b>EVS:</b> a) Recap of topic "My Body" through conversation questions.	a) Recap of topic 'My Body' through conversation questions. My body part song Here's my head. Here's my nose. See my hands, Touch my toes Reach up my fingers High as they can go Wave them back To and fro.	Justified <input type="checkbox"/>
	<b>Break time</b>	Islamic etiquette of eating and practical demo.	Justified <input type="checkbox"/>
	<b>Freeplay/games:</b> Organized game (Balancing a book on head and walking on sleeping line).	By taking the children out in the open area. Draw sleeping line on the floor and make the children walk by balancing a book on their head.	Justified <input type="checkbox"/>
	<b>Activity:</b> Free hand drawing standing line + Air and body writing Aa.	Make the children draw standing line on old newspapers + Air and body writing Aa.	Justified <input type="checkbox"/>

**Teacher Assessment:**

Smiley for today's involvement, learning and enjoyment of teacher and students.

With the best knowledge & Imaan, I rate my accomplishment today as

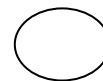


When	What	How	Work done
Day 14  26 <sup>th</sup> June Tue	<b>Assembly time:</b> Deeniyat Hamd.	Refer reader pg 1.	Justified <input type="checkbox"/>
	<b>English:</b> a) Introduction of sleeping line and recap of standing line. b) Introduction of concept big and small. c) Recap letter 'Aa'. d) Activity Book pg no 2.	a) Introduction of sleeping line and recap of standing line using blackboard, slate work and sand tray practice. b) Introduction of concept big and small, air drawing big circle and small circle, clay to play and ask kids to make a big ball and small ball first practical example by teacher. c) Recap letter 'Aa'. d) Activity Book pg no 2-Tracing with crayon. To help the child recognize sleeping line.	Justified <input type="checkbox"/>
	<b>Math:</b> a) Recap of number 1. b) Rd Activity pg 1.	a) Draw a big circle and write number 1 in it. Draw another small circle and write number 1 in it. Facilitator will say, "When I say big circle, you have to run to the big circle which has number 1 in it." "When I say small circle, you have to run to the small circle which has number 1 in it." Children are learning big and small and recap of number 1 is also done. b) Rd Activity pg 1 - Trace the number.	Justified <input type="checkbox"/>
	<b>Break time</b>	Islamic etiquette of eating and practical demo.	Justified <input type="checkbox"/>
	<b>Freeplay/games:</b> Organized game.	Exercise box - Take a square box and cover it with paper like you would wrap a gift. Then on each side, write an action. It could be hop, jump backwards, touch your toes, run in place, hop on one foot, jump-ing jacks, etc, involve all the students.	Justified <input type="checkbox"/>
	<b>Activity-</b> Deeniyat-Explain about khaane se pahle ki dua ki ahmiyat.	Deeniyat-Explain about khaane se pahle ki dua ki ahmiyat.	Justified <input type="checkbox"/>
	<b>Rhymes:</b>	Recap of story 'The Lion and the Mouse'	Justified <input type="checkbox"/>
	<b>Stories:</b>	Recap of rhymes 'Little Mulsim' and 'Iam glad Iam me'.	Justified <input type="checkbox"/>

**Teacher Assessment:**

Smiley for today's involvement, learning and enjoyment of teacher and students.

With the best knowledge & Imaan, I rate my accomplishment today as



When	What	How	Work done
Day 15  27 <sup>th</sup> June Wed	<b>Deeniyat:</b> Introduction of huruf ب	Making the child repeat ب Baa with correct pronunciation.	Justified <input type="checkbox"/>
	<b>English:</b> a) Recap of standing and sleeping lines. d) Recap letter 'Aa', Activity book pg no 11.	a) Recap of standing and sleeping lines using thick crayons (Objective should be achieved). b) Recap letter 'Aa', Activity book pg no 11 - Trace the letter 'Aa' and do finger tip printing in the apple.	Justified <input type="checkbox"/>
	<b>Math:</b> a) Recap of number 1.	a) Recap of number 1.	Justified <input type="checkbox"/>
	<b>EVS:</b> Recap of topic "My Body" introduction of question no 2.	Recap of topic "My Body" introduction of question no 2.	Justified <input type="checkbox"/>
	<b>Break time</b>	Islamic etiquette of eating and practical demo.	Justified <input type="checkbox"/>
	<b>Activity:</b> Free hand drawing using red crayon.	Make the children do free hand drawing using red crayon on old newspapers.	Justified <input type="checkbox"/>
	<b>Stories:</b>	Imaginative story by showing books puppets & models through dramatization.	Justified <input type="checkbox"/>

**Teacher Assessment:**

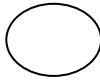
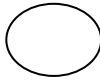
Smiley for today's involvement, learning and enjoyment of teacher and students.



With the best knowledge & Imaan, I rate my accomplishment today as





When	What	How	Work done
Day 17  29 <sup>th</sup> June Fri	<b>Deeniyat:</b> Introduction of Suratul faatiha.	Introduction of suratul faatiha ayat 1 with correct pronunciation.	Justified <input type="checkbox"/>
	<b>English:</b> a) Conversation questions: Recap of Q. no 1 and 2. b) Recap of standing and sleeping lines. c) Recap of concept big and small. d) Recap letter Aa.	a) Talking to the child on Islamic greeting and informal talk. Recap of Q. no 1 and 2. b) Recap of standing and sleeping line using blackboard, slate work and sand tray practice. c) Recap of concept big and small using charts, objects, classroom material and pictures. d) Recap letter Aa.	Justified <input type="checkbox"/>
	<b>EVS:</b> Recap of previous topic and complete pending work.	Recap of previous topic and complete pending work.	Justified <input type="checkbox"/>
	<b>Break time:</b>	Islamic etiquette of eating and practical demo.	Justified <input type="checkbox"/>
	<b>Freeplay/games:</b> Organized game	Marking on the ground letters and number 1 ask kids to run to the circle which has number 1.	Justified <input type="checkbox"/>
	<b>Rhymes:</b> Recite rhymes.	a) 'Chubby Cheeks' b) 'Iam glad Iam me' c) 'Little Muslim'	Justified <input type="checkbox"/>
<b>Teacher Assessment:</b> Smiley for today's involvement, learning and enjoyment of teacher and students.  With the best knowledge & Imaan, I rate my accomplishment today as <input type="checkbox"/> 10 			

Note: 30<sup>th</sup> June 2018 - Saturday

Mother's get together & Red Day Celebration.