



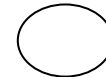
Day wise plan for the month of June 2018

Class - Playgroup - Maharashtra

When	What	How	Workdone
Day 1 to Day 2	Deeniyat - Welcoming the toddlers.	Day 1 - Welcome the toddlers and make them comfortable with the new environment of classroom Greet: "As-SalaamuAlaikum" Day 2- "As-SalaamuAlaikum"	Justified <input type="checkbox"/>
	Settling time: Motivate the child to do any of the activities mentioned.	Set up three or four Activity centers. 1. Kids will do the activities along with the parents for first two days. 2. Teacher will interact with parents and child, noting details, making an observation record. A. Block play - some plastic cups, spoons, paper plate and ice cream sticks. B. Crayons - white paper and colour paper. C. Clay - mould, roller - pin. d. fine motor activities - lacing work, pipe cleaner, peg boards (puzzles). e. Plastic toys-fruits, vegetables, vehicles.	Justified <input type="checkbox"/>

Teacher Assessment:

Smiley for today's involvement, learning and enjoyment of teacher and students.



With the best knowledge & Imaan, I rate my accomplishment today as



Diary note: Give a diary note to the parents (or) tell the parents verbally when they come in the initial days as follows.

'Dear Parents',

Kindly share one full size (4x6size) photograph and 2 passport size photographs of our child.

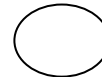
Also share an image /picture of his (a) favourite food (b) favourite fruit (c) favourite vegetable (d) favourite game.

The above items will be useful in the topics taught and learnt further.

When	What	How	Workdone
Day 3 20 th June Wed	Deeniyat:	a) Introduction of salaam ka jawaab.	Justified <input type="checkbox"/>
	Settling time:	Activity corner and get your favourite story book or picture book and share with your peers. Activity corner and get your favourite toy and play with your friends. (Free play 30min) Activity corner and Plan outdoor play, walking on a rope, balancing activity and story time in open area.	Justified <input type="checkbox"/>

Teacher Assessment:

Smiley for today's involvement, learning and enjoyment of teacher and students.



With the best knowledge & Imaan, I rate my accomplishment today as

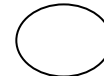


When	What	How	Workdone
Day 4 21 st June Thu	Deeniyat: Recap of salaam and salaam ka jawaab.	Recap of salaam and salaam ka jawaab.	Justified <input type="checkbox"/>
	English: Introduction of conversation Q. 1.	Introduction of conversation Q. 1. What do you say when you meet someone? a) Teacher starts and says, "My name is _____." Then hands the ball to the child next to her and prompts them to say their name. This continues around the circle. When the ball gets back to the teacher she says, "My name is _____ and I am rolling the ball to _____." This continues around the circle with teacher assisting as needed. When the ball gets back to the teacher she bounces the ball to a child and says, "My name is _____ and I am bouncing the ball to _____." Continue until everyone has had a turn and the children are getting restless. b) Basic rhymes with body actions and rhythm.	Justified <input type="checkbox"/>
	Math: Activity 58.	Activity 58 - Pom poms sequencing. (MS kindergarten activity book).	Justified <input type="checkbox"/>
	EVS: Recitation of rhyme "Iam glad I am me".	Recitation of rhyme "Iam glad I am me".	Justified <input type="checkbox"/>
	Break time	Islamic etiquette of eating and practical demo. How To Eat: Wash hands. Eat with your right hand. Say Bismillah before eating How to drink water: Sit down with the glass. Say Bismillah. Drink water in small gulps. Say Alhumdulillah after drinking	Justified <input type="checkbox"/>
	Activity: Paper tearing and crushing.	Paper tearing and crushing - Provide old news papers to the students and allow them to do tearing and crushing.	Justified <input type="checkbox"/>
	Rhymes: Recite general and known rhyme.	Recite general and known rhyme.	Justified <input type="checkbox"/>

Teacher Assessment:

Smiley for today's involvement, learning and enjoyment of teacher and students.

With the best knowledge & Imaan, I rate my accomplishment today as 10



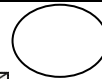
Every Friday is Fruity Friday.
Kindly send fruits as Sancks on every Friday.

When	What	How	Workdone
Day 5 22 nd June Fri	Deeniyat - Recap of salaam and salaam ka jawaab.	Recap of salaam and salaam ka jawaab.	Justified <input type="checkbox"/>
	English: a) Recite basic rhyme. b) Introduction of standing line.	Back to school song: Where is (child's name)?, Where is (child's name)? Please stand up, Please stand up, Do a little wave, Do a little clapping, Sit back down, Sit back down! b) Introduction of standing line, using black board, slate work & sand tray practice.	Justified <input type="checkbox"/>
	Math: Activity 58.	Activity 58 - Pom poms sequencing. (MS kindergarten activity book)	Justified <input type="checkbox"/>
	EVS: Sorting. b) Introduction of colour 'Red'.	a) Sorting of fruits and vegetables. b) Introduction of colour 'Red' by showing red colour objects and informal questions.	Justified <input type="checkbox"/>
	Break time	Islamic etiquette of eating and practical demo. How To Eat: Wash hands. Eat with your right hand. Say Bismillah before eating How to drink water: Sit down with the glass. Say Bismillah. Drink water in small gulps. Say Alhumdulillah after drinking	Justified <input type="checkbox"/>
	Freeplay/games: Activity 60 - 61 water transfer.	Activity 60 - Water dropper. Activity 61 - Water pouring. (MS kindergarten activity book).	Justified <input type="checkbox"/>
	Stories: Imaginative story.	Imaginative story.	Justified <input type="checkbox"/>

Teacher Assessment:

Smiley for today's involvement, learning and enjoyment of teacher and students.

With the best knowledge & Imaan, I rate my accomplishment today as




Note: 25th June 2018 - Monday

Parent's Orientation Programme

When	What	How	Workdone
Day 6 25 th June Mon	Deeniyat: Recap of salaam and salaam ka jawaab.	Recap of salaam and salaam ka jawaab.	Justified <input type="checkbox"/>
	English: a) Recap recite basic rhymes. b) Intoduction of rhyme 'Twinkle Twinkle'.	a) Recap recite basic rhymes. b) Intoduction of rhyme 'Twinkle Twinkle', through action and rhythm.	Justified <input type="checkbox"/>
	Math: Block play.	Block play, Activity 159 - Shape Sensory bag. (MS kindergarten activity book)	Justified <input type="checkbox"/>
	EVS: Sorting. b) Recap of colour Red.	a) Sorting of fruits and vegetables. b) Recap of colour Red.	Justified <input type="checkbox"/>
	Break time	Islamic etiquette of eating and practical demo. How To Eat: Wash hands. Eat with your right hand. Say Bismillah before eating How to drink water: Sit down with the glass. Say Bismillah. Drink water in small gulps. Say Alhumdulillah after drinking.	Justified <input type="checkbox"/>
	Freeplay/games: Physical activity.	Physical Activity: Hopping Frogs. Place green lily pads (circular green paper/felt/foam paper) on ground and hop to each one like little frogs. Add directions, go, hop, etc. adds to fun.	Justified <input type="checkbox"/>
	Activity: Free hand drawing using crayon.	Make the children to do free hand drawing using crayon on old newspapers.	Justified <input type="checkbox"/>

Teacher Assessment:

Smiley for today's involvement, learning and enjoyment of teacher and students.



With the best knowledge & Imaan, I rate my accomplishment today as



When	What	How	Workdone
Day 7 26 th June Tue	Assembly time: Deeniyat dua.	Refer Rd pg 1.	Justified <input type="checkbox"/>
	English: a) Covnerasations question. b) Rhymes: Recap of rhyme 'Twinkle Twinkle' c) Rd activity pg 5.	a) Informal talk. b) Rhymes: Recap of rhyme 'Twinkle Twinkle' with action and rhythm. c) Rd activity pg 5 - Trace the given stroke standing line.	Justified <input type="checkbox"/>
	Math: Pre math skills matching and sorting.	Practical activity matching same colour balls, sketch pens etc.	Justified <input type="checkbox"/>
	Break time:	Islamic etiquette of eating and practical demo. How To Eat: Wash hands. Eat with your right hand. Say Bismillah before eating How to drink water: Sit down with the glass. Say Bismillah. Drink water on small gulps. Say Alhumdulillah after drinking	Justified <input type="checkbox"/>
	Freeplay/Game: Out door play.	Facilitator will take the children out and engage them motivate them to play on slider, cycle... turn wise involving all the students.	Justified <input type="checkbox"/>
	Activity: Interact with the students. b) Balloon painting. (use red colour and draw a big circle on the chart).	a) Interact with the students. b) Balloon painting - Provide small inflated balloons and plates with paint spread around the surface. Allow children to dip the balloons into the paint and then onto a large piece of paper for some very unique art!	Justified <input type="checkbox"/>
	Rhyme:	Recites rhymes with body actions and rhythm. Good Morning to You, Good Morning to You, Good Morning dear friends, It's nice to see YOU! Good Morning to (child's name) Good Morning to (child's name) with body actions and rhythm.	Justified <input type="checkbox"/>
	Story: Imaginative story.	Imaginative story.	Justified <input type="checkbox"/>

Teacher Assessment:

Smiley for today's involvement, learning and enjoyment of teacher and students.

With the best knowledge & Imaan, I rate my accomplishment today as

10


When	What	How	Workdone
Day 8 27 th June Wed	Deeniyat: Introduction of islaami maloomat Q.1.	Explain about it.	Justified <input type="checkbox"/>
	English: a) Conversation question. b) Rhymes: Recap of rhyme 'Twinkle Twinkle'. c) Introduction of concept big x small.	a) Informal talk. b) Rhymes: Recap of rhyme 'Twinkle Twinkle' with action and rhythm. c) Introduction of concept big x small, using picture, classroom material, body actions, flex, flash card and practical demo (blowing of Baloons big and small balloons).	Justified <input type="checkbox"/>
	Math: Introduction of shape Circle.	Introduction of shape Circle, show the children the circle shape poste. Trace over the circle with your fingers. Ask the children to do the same. Trace a circle in the air.	Justified <input type="checkbox"/>
	EVS: Activity 102. b) Recap of colour Red.	a) Activity 102 - Farm animals washing station. (MS Kindergarten activity book). b) Recap of colour Red.	Justified <input type="checkbox"/>
	Break time:	Islamic etiquette of eating and practical demo. How To Eat: Wash hands. Eat with your right hand. Say Bismillah before eating. How to drink water: Sit down with the glass. Say Bismillah. Drink water in small gulps. Say Alhumdulillah after drinking.	Justified <input type="checkbox"/>
	Freeplay/Game: Free play with toys.	By engaging children in indoor free play and talking about each toy.	Justified <input type="checkbox"/>
	Activity: Paper tearing and crushing.	Paper trearing and crushing - Provide news papers to the students and allow them to do tearing and crushing.	Justified <input type="checkbox"/>
	Story: Imaginative story.	By showing books/puppets or models through dramatization.	Justified <input type="checkbox"/>

Teacher Assessment:

Smiley for today's involvement, learning and enjoyment of teacher and students.

With the best knowledge & Imaan, I rate my accomplishment today as

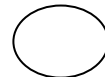
10



When	What	How	Workdone
Day 9 28 th June Thu	Deeniyat: Recap.	Recap of islaami maloomaat Q.1.	Justified <input type="checkbox"/>
	English: a) Coverasations question recap of Q.1.	a) Recap of conversation Q.1. What do you say when you meet someone? (Ref Rd pg no.5). A. Assalamu alaikum.	Justified <input type="checkbox"/>
	Math: Recap Pre math skills matching and sorting.	Recap Practical activity matching same colour balls, sketch pens etc.	Justified <input type="checkbox"/>
	EVS: a) Recap Activity 102. b) Introduction of topic 'My body'.	a) Recap Activity 102 - Farm animals washing station. (MS Kindergarten activity book). b) Introduction of topic 'My body', eyes are watching ears are listeing mouth is quiet hands are to myself Heart are caring. Involve students and talk about the Body parts and its functions.	Justified <input type="checkbox"/>
	Break time:	Islamic etiquette of eating and practical demo. How To Eat: Wash hands. Eat with your right hand. Say Bismillah before eating. How to drink water: Sit down with the glass. Say Bismillah. Drink water in small gulps. Say Alhumdulillah after drinking.	Justified <input type="checkbox"/>
	Activity: Paper tearing and crushing.	Paper trearing and crushing - Provide news papers to the students and allow them to do tearing and crushing.	Justified <input type="checkbox"/>
	Rhymes: Recite the rhyme 'Twinkle Twinkle'	Recite the rhyme 'Twinkle Twinkle' with action and rhythm.	Justified <input type="checkbox"/>

Teacher Assessment:

Smiley for today's involvement, learning and enjoyment of teacher and students.



With the best knowledge & Imaan, I rate my accomplishment today as



When	What	How	Workdone
Day 10 29 th June Fri	Deeniyat: Introduction of khaane se pahle ki dua.	Make the child repeat the dua along with the teacher.	Justified <input type="checkbox"/>
	English: a) Covnerasations question. Recap of Q.1. b) Rhymes: Recap of rhyme 'Twinkle Twinkle' c) Recap of strokes. d) Recap of conepts big x small.	a) Recap of conversation question no. 1. b) Rhymes: Recap of rhyme 'Twinkle Twinkle' with action and rhythm. c) Recap of strokes standing line. d) Recap of conepts big x small.	Justified <input type="checkbox"/>
	Math: a) Recap of shape 'Circle' '○'. b) Introduction of oral counting 1-2.	a) Recap of shape 'Circle' '○' show the children the circle shape poster. Trace over the circle with your fingers. Ask the children to do the same. Trace a circle in the air. b) Introduction of oral counting 1-2.	Justified <input type="checkbox"/>
	EVS: a) Activity 158. b) Recap of 'My body'.	a) Activity 158 - Nature Sensory bag. (MS Kindergarten activity book). b) Recap of 'My body'.	Justified <input type="checkbox"/>
	Break time:	Islamic etiquette of eating and practical demo. How To Eat: Wash hands. Eat with your right hand. Say Bismillah before eating How to drink water: Sit down with the glass. Say Bismillah. Drink water on small gulps. Say Alhumdulillah after drinking	Justified <input type="checkbox"/>
	Freeplay/Game: Outdoor play.	Take the children out in the open place and allow the child to play freely on slider, tricycle, running race...	Justified <input type="checkbox"/>
	Story: Imaginative story.	By showing books/puppets or models through dramatization.	Justified <input type="checkbox"/>

Teacher Assessment:

Smiley for today's involvement, learning and enjoyment of teacher and students.



With the best knowledge & Imaan, I rate my accomplishment today as



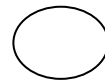
Note: 30th June 2018 - Saturday

Blue Day Celebration.

When	What	How	Workdone
Day 11	BLUE DAY CELEBRATION	BLUE DAY CELEBRATION	Justified <input type="checkbox"/>
30 th June Sat		Show and tell activity of Blue colour objects, Talking about Blue colour (whale, Butterfly, fishes, cloud ...), children to have fancy dress show of their Blue colour clothes.	

Teacher Assessment:

Smiley for today's involvement, learning and enjoyment of teacher and students.



With the best knowledge & Imaan, I rate my accomplishment today as

