



Day wise plan for the month of June 2018

Class - Playgroup - Telangana

When	What	How	Workdone
Day 1 to Day 3	Deeniyat - Welcoming the toddlers.	Day 1 - Welcome the toddlers and make them comfortable with the new environment of classroom Greet: "As-SalaamuAlaikum" Day 2- Introduction of salaam ka jawaab - make the child repeat the complete salaam 'As-salaamualikum' and its importance. Day 3- Recap of salaam ka jawwab with correct pronunciation.	Justified <input style="width: 30px; height: 30px;" type="checkbox"/>
1 st - 5 th June Fri-Tue	Settling time: Motivate the child to do any of the activities mentioned.	Set up three or four Activity centers. 1. Kids will do the activities along with the parents for first two days. 2. Teacher will interact with parents and child, noting details, making an observation record. A. Block play - some plastic cups, spoons, paper plate and ice cream sticks. B. Crayons - white paper and colour paper. C. Clay - mould, roller - pin. d. fine motor activities - lacing work, pipe cleaner, peg boards (puzzles). e. Plastic toys-fruits, vegetables, vehicles.	Justified <input style="width: 30px; height: 30px;" type="checkbox"/>

Teacher Assessment:

Smiley for today's involvement, learning and enjoyment of teacher and students.

With the best knowledge & Imaan, I rate my accomplishment today as

Diary note: Give a diary note to the parents (or) tell the parents verbally when they come in the initial days as follows.

'Dear Parents',

Kindly share one full size (4x6size) photograph and 2 passport size photographs of our child.

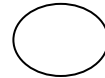
Also share an image /picture of his (a) favourite food (b) favourite fruit (c) favourite vegetable (d) favourite game.

The above items will be useful in the topics taught and learnt further.

When	What	How	Workdone
Day 3 - 5 6 th to 7 th June	Deeniyat:	Day 4 - Introdution of salaam ka jawwab. Make the child repeat 'Walikum assalam'. Make the children repeat Tasmiyah with tajweed. Day 5- Introdcution of khaana khane se pahlek ki dua.	Justified <input type="checkbox"/>
	Settling time:	Day 3. Activity corner and get your favourite story book or picture book and share with your peers. Day 4. Activity corner and get your favourite toy and play with your friends. (Free play 30min) Day 5. Activity corner and Plan outdoor play, walking on a rope, balancing activity and story time in open area.	Justified <input type="checkbox"/>

Teacher Assessment:

Smiley for today's involvement, learning and enjoyment of teacher and students.



With the best knowledge & Imaan, I rate my accomplishment today as



When	What	How	Workdone
Day 6 8 th June Fri	Deeniyat: Recap.	Recap of khaane se pahle ki dua along with the teacher.	Justified <input type="checkbox"/>
	EVS: Recitation of rhyme "Iam glad I am me".	Recitation of rhyme "Iam glad I am me".	Justified <input type="checkbox"/>
	Break time	Islamic etiquette of eating and practical demo. How To Eat: Wash hands. Eat with your right hand. Say Bismillah before eating How to drink water: Sit down with the glass. Say Bismillah. Drink water in small gulps. Say Alhumdulillah after drinking.	Justified <input type="checkbox"/>
	Freeplay/games: Free play with toys.	By engaging children in indoor free play and talking about each toy.	Justified <input type="checkbox"/>
	Rhymes: Recite general and known rhyme.	Recite general and known rhyme.	Justified <input type="checkbox"/>

Teacher Assessment:

Smiley for today's involvement, learning and enjoyment of teacher and students.



With the best knowledge & Imaan, I rate my accomplishment today as



When	What	How	Workdone
Day 7 11 th June Mon	Deeniyat - Introduction of Tasmiyah.	Make the child repeat Tasmiyah.	Justified <input type="checkbox"/>
	English: a) Recite basic rhyme.	Back to school song: Where is (child's name)? Where is (child's name)? Please stand up, Please stand up, Do a little wave, Do a little clapping, Sit back down, Sit back down!	Justified <input type="checkbox"/>
	Math: Activity 58.	Activity 58 - Pom poms sequencing. (MS kindergarten activity book)	Justified <input type="checkbox"/>
	EVS: Sorting.	Sorting of fruits and vegetables.	Justified <input type="checkbox"/>
	Break time	Islamic etiquette of eating and practical demo. How To Eat: Wash hands. Eat with your right hand. Say Bismillah before eating How to drink water: Sit down with the glass. Say Bismillah. Drink water on small gulps. Say Alhumdulillah after drinking	Justified <input type="checkbox"/>
	Freeplay/games: Activity 60 - 61 water transfer.	Activity 60 - Water dropper. Activity 61 - Water pouring. (MS kindergarten activity book)	Justified <input type="checkbox"/>
Activity: Story time.	Facilitator will come and wish all the students warmly and with a smiling face. Then facilitator tells the students that there is someone who came to Welcome you. And ask students whether they want to know who is it? E.A -Some of the students will reply 'YES' we want to know. Then facilitator will introduce the class a puppet of any animal and name it 'PIKU' and tell the children that this is PIKU and he came from Jungle to say HELLO to all of you and to be your friend. Students become excited to see and know about PIKU. Then facilitator will go to student's seat one by one and tell his name to the kid and ask his/her, when student tell his/her name to Piku, Piku responds- HELLOXYZ and shakes hand with the students while repeating his/her name. Students actively participate in the activity. After the introduction session, facilitator along with PIKU recites Welcome songs for the students and everyone follows Piku.	Justified <input type="checkbox"/>	

Teacher Assessment:

Smiley for today's involvement, learning and enjoyment of teacher and students.

With the best knowledge & Imaan, I rate my accomplishment today as



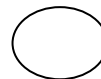
Note: 12th - 16th June 2018 - Tuesday - Saturday

Ramzan Holidays.

When	What	How	Workdone
Day 8 18 th June Mon	Deeniyat: Introduction of ek Nuqte.	Introduce ek nuqte by using black board.	Justified <input type="checkbox"/>
	English: a) Recap recite basic rhymes.	a) Recap recite basic rhymes.	Justified <input type="checkbox"/>
	Math: Block play.	Block play, Activity 159 - Shape Sensory bag. (MS kindergarten activity book)	Justified <input type="checkbox"/>
	EVS: Sorting.	Sorting of fruits and vegetables.	Justified <input type="checkbox"/>
	Break time	Islamic etiquette of eating and practical demo. How To Eat: Wash hands. Eat with your right hand. Say Bismillah before eating How to drink water: Sit down with the glass. Say Bismillah. Drink water on small gulps. Say Alhumdulillah after drinking.	Justified <input type="checkbox"/>
	Freeplay/games: Physical activity.	Physical Activity: Hopping Frogs. Place green lily pads (circular green paper/felt/foam paper) on ground and hop to each one like little frogs. Add directions, go, hop, etc. adds to fun.	Justified <input type="checkbox"/>
Activity: Free hand drawing using crayon.	Make the children do free hand drawing using crayon on old newspapers.	Justified <input type="checkbox"/>	

Teacher Assessment:

Smiley for today's involvement, learning and enjoyment of teacher and students.



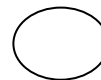
With the best knowledge & Imaan, I rate my accomplishment today as



When	What	How	Workdone
Day 9 19 th June Tue	Assembly time: Deeniyat dua.	Refer Rd pg 1.	Justified <input type="checkbox"/>
	English: a) Covnerasations question. b) Rhymes: Introduction of rhyme 'Twinkle Twinkle'	a) Informal talk. b) Rhymes: Introduction of rhyme 'Twinkle Twinkle' with action and rhythm.	Justified <input type="checkbox"/>
	Math: Block play.	Block play, Activity 159 - Shape Sensory bag. (MS kindergarten activity book)	Justified <input type="checkbox"/>
	Break time:	Islamic etiquette of eating and practical demo. How To Eat: Wash hands. Eat with your right hand. Say Bismillah before eating How to drink water: Sit down with the glass. Say Bismillah. Drink water on small gulps. Say Alhumdulillah after drinking	Justified <input type="checkbox"/>
	Freeplay/Game: Out door play.	Facilitator will take the children out and engage them motivate them to play on slider, cycle... turn wise involving all the students.	Justified <input type="checkbox"/>
	Activity Deeniyat:	Expalin about Good Habits.	Justified <input type="checkbox"/>
	Rhyme:	Recites rhymes with body actions and rhythm. Good Morning to You, Good Morning to You, Good Morning dear friends, It's nice to see YOU! Good Morning to (child's name) Good Morning to (child's name) with body actions and rhythm.	Justified <input type="checkbox"/>
Story: Imaginative story.	Imaginative story.	Justified <input type="checkbox"/>	

Teacher Assessment:

Smiley for today's involvement, learning and enjoyment of teacher and students.



With the best knowledge & Imaan, I rate my accomplishment today as



When	What	How	Workdone
Day 10 20 th June Wed	Deeniyat: Recap.	Recap of ek nuqta by using flash card.	Justified <input type="checkbox"/>
	English: a) Covnersations question. b) Rhymes: Recap of rhyme 'Twinkle Twinkle'	a) Informal talk. b) Rhymes: Recap of rhyme 'Twinkle Twinkle' with action and rhythm.	Justified <input type="checkbox"/>
	Math: Pre math skills matching and sorting.	Practical activity matching same colour balls, sketch pens etc.	Justified <input type="checkbox"/>
	EVS: Activity 102.	Activity 102 - Farm animal washing station. (MS kindergarten activity book)	Justified <input type="checkbox"/>
	Break time:	Islamic etiquette of eating and practical demo. How To Eat: Wash hands. Eat with your right hand. Say Bismillah before eating How to drink water: Sit down with the glass. Say Bismillah. Drink water on small gulps. Say Alhumdulillah after drinking.	Justified <input type="checkbox"/>
	Activity: Paper tearing and crushing.	Paper trearing and crushing - Provide news papers to the students and allow them to do tearing and crushing.	Justified <input type="checkbox"/>
	Stories: Imaginative story.	By showing books/puppets or models through dramatization.	Justified <input type="checkbox"/>

Teacher Assessment:

Smiley for today's involvement, learning and enjoyment of teacher and students.

With the best knowledge & Imaan, I rate my accomplishment today as

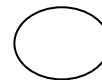
10



When	What	How	Workdone
Day 11 21 st June Thu	Deeniyat: Introduction of do nuqte.	Introduce do nuqte by using black board.	Justified <input type="checkbox"/>
	English: a) Coverasations question. Introduction of Q.1. b) Rhymes: Recap of rhyme 'Twinkle Twinkle'	a) Introduction of conversation Q.1. What do you say when you meet someone? (Ref Rd pg no.5). A. Assalamu alaikum. b) Rhymes: Recap of rhyme 'Twinkle Twinkle' with action and rhythm.	Justified <input type="checkbox"/>
	Math: a) Recap Pre math skills matching and sorting. b) Introduction of shape 'Circle' '○'.	a) Recap Practical activity matching same colour balls, sketch pens etc. b) Introduction of shape 'Circle' '○' show the children the circle shape poster. Trace over the circle with your fingers. Ask the children to do the same. Trace a circle in the air.	Justified <input type="checkbox"/>
	EVS: Activity 102.	Activity 102 - Farm animal washing station. (MS kindergarten activity book)	Justified <input type="checkbox"/>
	Break time:	Islamic etiquette of eating and practical demo. How To Eat: Wash hands. Eat with your right hand. Say Bismillah before eating How to drink water: Sit down with the glass. Say Bismillah. Drink water on small gulps. Say Alhumdulillah after drinking	Justified <input type="checkbox"/>
	Freeplay/Game: Free play with toys.	Play with toys.	Justified <input type="checkbox"/>
	Activity: Paper tearing and crushing.	Paper trearing and crushing - Provide news papers to the students and allow them to do tearing and crushing.	Justified <input type="checkbox"/>

Teacher Assessment:

Smiley for today's involvement, learning and enjoyment of teacher and students.



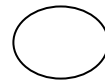
With the best knowledge & Imaan, I rate my accomplishment today as



When	What	How	Workdone
Day 12 22 nd June Fri	Deeniyat: Recap.	Recap of do nuqte.	Justified <input type="checkbox"/>
	EVS: Activity 158.	Activity 158 - Nature Sensory bag. (MS kindergarten activity book)	Justified <input type="checkbox"/>
	Break time:	Islamic etiquette of eating and practical demo. How To Eat: Wash hands. Eat with your right hand. Say Bismillah before eating How to drink water: Sit down with the glass. Say Bismillah. Drink water on small gulps. Say Alhumdulillah after drinking	Justified <input type="checkbox"/>
	Freeplay/Game: Outdoor play.	Take the children out in the open place and allow the child to play freely on slider, tricycle, running race...	Justified <input type="checkbox"/>
	Rhymes: a) Recite rhyme 'Twinkle Twinkle'. b) Good Morning.	a) Recite rhyme 'Twinkle Twinkle' with actions and rhythm. b) Recites rhymes with body actions and rhythm. Good Morning to You, Good Morning to You, Good Morning dear friends, It's nice to see YOU! Good Morning to (child's name) Good Morning to (child's name) with body actions and rhythm.	Justified <input type="checkbox"/>

Teacher Assessment:

Smiley for today's involvement, learning and enjoyment of teacher and students.



With the best knowledge & Imaan, I rate my accomplishment today as



When	What	How	Workdone
Day 13 25 th June Mon	Deeniyat: Introduction of teen nuqte.	Introduce teen nuqte by using black board, flash card.	Justified <input type="checkbox"/>
	English: a) Coverasations question. Recap of Q.1. b) Rhymes: Recap of rhyme 'Twinkle Twinkle' c) Introduction of stroke standing line.	a) Recap of conversation question no. 1. b) Rhymes: Recap of rhyme 'Twinkle Twinkle' with action and rhythm. c) Introduction of stroke. Standing line - ' '. by doing actions, drawing on the black board and sand tray practice.	Justified <input type="checkbox"/>
	Math: Activity 156.	Activity 156 - Number play Sensory bag. (MS kindergarten activity book)	Justified <input type="checkbox"/>
	EVS: Recitation of rhyme "Iam glad I am me".	Recitation of rhyme "Iam glad I am me".	Justified <input type="checkbox"/>
	Break time:	Islamic etiquette of eating and practical demo. How To Eat: Wash hands. Eat with your right hand. Say Bismillah before eating How to drink water: Sit down with the glass. Say Bismillah. Drink water on small gulps. Say Alhumdulillah after drinking.	Justified <input type="checkbox"/>
	Freeplay/Game: Free play with toys.	By engaging children in indoor free play and talking about each toy.	Justified <input type="checkbox"/>
	Activity: Clay moulding.	Clay moulding: Provide clay to the kids and ask them to make small balls.	Justified <input type="checkbox"/>

Teacher Assessment:

Smiley for today's involvement, learning and enjoyment of teacher and students.



With the best knowledge & Imaan, I rate my accomplishment today as



When	What	How	Workdone
Day 14 26 th June Tue	Assembly time: Deeniyat dua.	Refer rd pg 1.	Justified <input type="checkbox"/>
	English: a) Covnerasations question. Recap of Q.1. b) Rhymes: Recap of rhyme 'Twinkle Twinkle' c) Recap of stroke standing line.	a) Recap of conversation question no. 1. b) Rhymes: Recap of rhyme 'Twinkle Twinkle' with action and rhythm. c) Recap of stroke. Standing line - ' '. by doing actions, drawing on the black board and sand tray practice.	Justified <input type="checkbox"/>
	Math: Recap of the shape 'Circle' '○'. b) Introduction of oral counting 1-2.	Recap of the shape 'Circle' '○' by showing circle shaped object and talking about it. Note: ask kids to get one circle shaped sandwich or Roti for snacks. b) Introduction of oral counting 1-2, make the children do oral counting by doing actions and using fingers.	Justified <input type="checkbox"/>
	Break time:	Islamic etiquette of eating and practical demo. How To Eat: Wash hands. Eat with your right hand. Say Bismillah before eating How to drink water: Sit down with the glass. Say Bismillah. Drink water on small gulps. Say Alhumdulillah after drinking.	Justified <input type="checkbox"/>
	Freeplay/Game: Circles game.	Draw two circles on the floor, one big and one small and instruct the children to make a big circle, stand on small circle, sit in big circle...	Justified <input type="checkbox"/>
	Activity: a) Deeniyat. b) Free hand scribbling.	a) Assignment 1, Thumb printing, Rd pg 20. b) Free hand scribbling on old news papers.	Justified <input type="checkbox"/>
	Rhyme: 'Johny Johny'	Johny, Johny, Yes, Papa, Eating sugar? No, Papa Telling lies? No, Papa Open your mouth O Ha! Ha! Ha!	Justified <input type="checkbox"/>
	Story: Imaginative story.	By showing books/puppets or models through dramatization.	Justified <input type="checkbox"/>

Teacher Assessment:

Smiley for today's involvement, learning and enjoyment of teacher and students.

With the best knowledge & Imaan, I rate my accomplishment today as



When	What	How	Workdone
Day 15 27 th June Wed	Deeniyat: Recap of nuqte.	Recap of nuqte pg 3, first line.	Justified <input type="checkbox"/>
	English: a) Covnerasations question. Recap of Q.1. b) Rhymes: Recap of rhyme 'Twinkle Twinkle' c) Recap of stroke standing line. d) Introduction of concept big x small.	a) Recap of conversation question no. 1. b) Rhymes: Recap of rhyme 'Twinkle Twinkle' with action and rhythm. c) Recap of stroke. Standing line - ' '. by doing actions, drawing on the black board and sand tray practice. d) Introduction of concept big x small, using picture, classroom material, body actions, felx, flash card and practical demo (blowing of Baloons big and small balloons).	Justified <input type="checkbox"/>
	Math: a) Recap of the shape 'Circle' '○'. b) Recap of oral counting 1-2.	Recap of the shape 'Circle' '○' by showing circle shaped object and talking about it. b) Recap of oral counting 1-2.	Justified <input type="checkbox"/>
	EVS: Introduction of topic 'Mybody'.	Introduction of topic 'Mybody' through conversation questions and practical demo.	Justified <input type="checkbox"/>
	Break time:	Islamic etiquette of eating and practical demo. How To Eat: Wash hands. Eat with your right hand. Say Bismillah before eating How to drink water: Sit down with the glass. Say Bismillah. Drink water on small gulps. Say Alhumdulillah after drinking.	Justified <input type="checkbox"/>
	Activity: Clay moulding.	Provide clay to kids and ask them to make a big ball and small ball with the clay.	Justified <input type="checkbox"/>
	Stories: Imaginative story.	Imaginative story.	Justified <input type="checkbox"/>

Teacher Assessment:

Smiley for today's involvement, learning and enjoyment of teacher and students.

With the best knowledge & Imaan, I rate my accomplishment today as

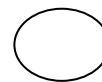


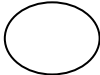

When	What	How	Workdone
Day 16 28 th June Thu	Deeniyat: Recap of khaane se pehle ki dua.	Make the child repeat the dua along with the teacher.	Justified <input type="checkbox"/>
	English: a) Covnerasations question. Recap of Q.1. b) Recap of stroke standing line. c) Recap of concept big x small. d) Introduction of letter 'Aa'.	a) Recap of conversation question no. 1. b) Recap of stroke. Standing line - ' '. By doing actions, drawing on the black board and sand tray practice. c) Recap of concept big x small, using picture, classroom material, body actions, felx, flash card and practical demo (blowing of Baloons big and small balloons). d) Introduce Letter A: Show the children the Letter A poster. Trace over the letter with your fingers. Ask the children to do the same. Trace the letter A in the air. Make a letter A basket that includes several items that start with the letter A. Pronounce clearly the A sound when identifying the items. Ask children to repeat or name the items in the basket. Ask the children what other items could be put in the basket.	Justified <input type="checkbox"/>
	Math: a) Recap of the shape 'Circle' '○'. b) Recap of oral counting 1-2.	Recap of the shape 'Circle' '○' by showing circle shaped object and talking about it. b) Recap of oral counting 1-2.	Justified <input type="checkbox"/>
	EVS: a) Recap of topic 'Mybody'. b) Introduction of colour 'RED'	a) Recap of topic 'Mybody' through conversation questions and practical demo. b) Introduction of colour 'RED' by showing 'Red' colour objects and informal questions.	Justified <input type="checkbox"/>
	Break time:	Islamic etiquette of eating and practical demo.	Justified <input type="checkbox"/>
	Oraganized game:	Oraganized game- Draw standing line on the floor ask the kids to walk on it and say "We are walking on standing line".	Justified <input type="checkbox"/>
	Activity: Blancing on strokes.	By taking the children out in the open area, draw storkes and curve on the floor and make the children walk and balance on it.	Justified <input type="checkbox"/>

Teacher Assessment:

Smiley for today's involvement, learning and enjoyment of teacher and students.

With the best knowledge & Imaan, I rate my accomplishment today as



When	What	How	Workdone
Day 17 29 th June Fri	Deeniyat : Recap of ta'awwuz & Tasmiyah.	Make the child repeat ta'awwuz & tasmiyah individually.	Justified <input type="checkbox"/>
	EVS : a) Recap of topic 'Mybody'. b) Recap of colour 'RED'	a) Recap of topic 'Mybody' through conversation questions and practical demo. b) Recap of colour 'RED' by showing 'Red' colour objects and informal questions.	Justified <input type="checkbox"/>
	Break time :	Islamic etiquette of eating and practical demo.	Justified <input type="checkbox"/>
	Freeplay/games : Crawling practice.	By taking the children out in the open area and have crawling practice involving all the students.	Justified <input type="checkbox"/>
	Rhyme : a) Introduction of 'Two little hands'. b) Recite rhyme 'Titli Rani' with action and rhythm.	a) Introduction of 'Two little hands' with actions and rhythm. b) Titli Rani. Titli rani, Titli rani, Mujh ko dedo apne par, Par laga ke udna chahu, Apne nani ke ghar, Bholi titly, pyari titly, Mujh ko dedo apne par Par lagake udna chahu Ape dadi ke ghar.	
Teacher Assessment: Smiley for today's involvement, learning and enjoyment of teacher and students. 			
With the best knowledge & Imaan, I rate my accomplishment today as 			

Note: 30th June 2018 - Saturday

Mother's get together and 'Red Day' Celebrations.