

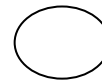
## Day wise plan for the month of July 2018

Class - PP II - Delhi

When	What	How	Workdone
Day 37	<b>Deeniyat</b> - Revise.	Revise surah and sunnatein.	Justified <input type="checkbox"/>
	<b>English:</b> a) Recap of lesson no 1. b) Recap of two letter words.	a) Recap of lesson 1, Rd pg 1-5. b) Recap of two letter words.	Justified <input type="checkbox"/>
	<b>Math:</b> a) Welcoming	a) Welcoming the students b) Activity.	Justified <input type="checkbox"/>
	<b>EVS:</b> Welcoming the students.	a) Welcoming the students by asking general questions general conversation.	Justified <input type="checkbox"/>
2 <sup>st</sup> July Mon	<b>Hindi:</b> a) Recap of swar akshar अ - औ. b) Introduction of swar akshar अं c) Rd. pg. 15	a) Recap of swar akshar अ - औ. b) Introduction of swar akshar अं se Anda, angoor through picture chart, flash card. c) Make the children trace and write the akshar अं, pg 15 (half page).	Justified <input type="checkbox"/>
	<b>Urdu:</b> Recap of the huroof ہ - ل	Slate practice of the huroof ہ - ل.	Justified <input type="checkbox"/>
	<b>Activity:</b> Picture Reading	Phonic cards/picture reading activity (or) story telling.	Justified <input type="checkbox"/>

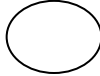

**Teacher Assessment:**

Smiley for today's involvement, learning and enjoyment of teacher and students.



With the best knowledge & Imaan, I rate my accomplishment today as

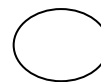


When	What	How	Workdone
Day 38  3 <sup>rd</sup> July Tue	<b>Deeniyat</b> - a) Introduction of huroof-e-tahajji. b) Intro of islaami maloomaat Q.2.	a) Introduction of huroof-e-tahajji س - ض with tajweed. b) Introduction of islaami maloomaat Q.2. & explain about islaam.	Justified <input type="checkbox"/>
	<b>English:</b> a) Introduction of rhyme 'I know my vegetable'. b) Intro of Phonic practice 1-2, Rd pg 11-12. c) PB pg 28.	a) Make the children recite the rhymes with actions and rhymes using hand puppets, Ref: Rhymes and story pg 4. b) Introduction of Phonic practice 1-2, using word chart, word wheel and board through phonic drill Rd pg 11-12. c) PB pg 28 - PB, half page.	Justified <input type="checkbox"/>
	<b>Math:</b> a) Oral counting 1-10. b) Slate practice.	a) Recap of oral counting 1-50. b) Slate practice 1-10.	Justified <input type="checkbox"/>
	<b>EVS:</b> a) Recap of Ls: My self, My body.	a) Recap Q/A of Ls: Myself, Mybody.	Justified <input type="checkbox"/>
	<b>Hindi:</b> a) Recap of swar akshar अ - अं. b) Introduction of swar akshar अः through picture chart, flash card. c) Rd Pg. 16	a) Recap of swar akshar अ - अं. b) Introduction of swar akshar अः through picture chart, flash card. c) Make the children trace and write the akshar अः, pg 16 (half page).	Justified <input type="checkbox"/>
	<b>Urdu:</b> Recap of the huroof ذ - د Rd pg 7.	a) Trace and write huroof ذ - د. b) Reader pg 7.	Justified <input type="checkbox"/>
<b>Activity:</b> My art cart book 'C', pg 12.	My art cart book 'C', pg 12 - Necklace.	Justified <input type="checkbox"/>	
Homework: Eng: PB Do pg 28, (half page). Math: Oral counting 1 to 50.			
<b>Teacher Assessment:</b> Smiley for today's involvement, learning and enjoyment of teacher and students.  With the best knowledge & Imaan, I rate my accomplishment today as 			

When	What	How	Workdone
Day 39  4 <sup>th</sup> July Wed	<b>Deeniyat</b> - a) Recap. b) Introduction of paani peene ki sunnatein.	a) Make the child recite islaami maloomaat Q.1-2. b) Introduction of paani peene ki sunnatein & explain about ahmiyat.	Justified <input type="checkbox"/>
	<b>English:</b> a) Recap conversation questions 1-9. b) Recap of Phonic practice 1-2, Rd pg 11-12.	a) Make the children practice conversation questions 1-9, with correct pronunciation. b) Recap of Phonic practice 1-2, using word chart, word wheel and board through phonic drill Rd pg 11-12.	Justified <input type="checkbox"/>
	<b>Math:</b> a) Numbers 1-20 with values. b) Practical counting.	a) Rd pg 14 (half page) b) Practical counting with help of pencils (1-20)	Justified <input type="checkbox"/>
	<b>EVS:</b> Recap of LS 'Mybody', Food.	a) Recap of Ls: Healthy food, Junk food.	Justified <input type="checkbox"/>
	<b>Hindi:</b> Recap of swar akshar अ - आ: and Rd pg 17.	a) Recap of swar akshar अ - आ: b) Make the children write swar akshar अ - आ: pg 17).	Justified <input type="checkbox"/>
	<b>Urdu:</b> a) Recap of the huroof هـ - و b) Reader pg 7.	a) Recap of the huroof هـ - و through picture chart & objects. b) Reader pg 7, Ticking & colouring.	Justified <input type="checkbox"/>
	<b>Freeplay/Games:</b> Out door play.	Outdoor play - cross lateral exercise.	Justified <input type="checkbox"/>
<b>Homework:</b> English: Read Rd pg 11-12. Math: Rd pg 14 (half page).			



**Teacher Assessment:**



Smiley for today's involvement, learning and enjoyment of teacher and students.







With the best knowledge & Imaan, I rate my accomplishment today as



When	What	How	Workdone
Day 40  5 <sup>th</sup> July Thu	<b>Deeniyat</b> - Assembly time Deeniyat naat.	Refer reader pg 18.	Justified <input type="checkbox"/>
	<b>English:</b> a) Introduction of conversation Q.10. b) Recap phonic practice 1&2. c) Recap Rd pg 13&14.	a) Recap conversation questions 1-9 and introduction of Q.10. b) Recap of practice 1-2 using word chart, word wheel and board though phonic drill Rd pg 11-12. c) Recap Rd pg 13&14.	Justified <input type="checkbox"/>
	<b>Math:</b> a) Introduction of backward counting 10 to 1. b) Slate practice.	a) Introduction of backward counting 10 to 1. b) Slate practice 1 to 10.	Justified <input type="checkbox"/>
	<b>EVS:</b> Recap of lesson - Fruits and vegetables.	a) Recap of lesson - fruits and vegetables.	Justified <input type="checkbox"/>
	<b>Hindi:</b> a) Recap of swar akshar अ - आ: b) Rd pg 18.	a) Recap of swar akshar अ - आ: with picture, Rd pg 4-16. b) Rd pg 18 - Matching and circling.	Justified <input type="checkbox"/>
	<b>Urdu:</b> Introduction of the huroof ج - ذ	Introduction of the huroof ج - ذ through picture & finger tracing using sand paper pg 18.	Justified <input type="checkbox"/>
	<b>Activity:</b>	Paani peene ki sunnatein by practical demo.	Justified <input type="checkbox"/>
	<b>Story:</b> Recap story till learnt know.	Recap story till learnt know.	Justified <input type="checkbox"/>
<b>Homework:</b> English: Read Rd pg 13-14. EVS: Ask students to wear colourful dress Rd pg 10-13. Math: Oral counting 1-50.			
<b>Teacher Assessment:</b> Smiley for today's involvement, learning and enjoyment of teacher and students. 			
With the best knowledge & Imaan, I rate my accomplishment today as 			

When	What	How	Workdone
Day 41  6 <sup>th</sup> July Fri	<b>Deeniyat</b> - Recap of hadees 1.	Make the child recite hadees 1.	Justified <input type="checkbox"/>
	<b>English:</b> a) Recap the rhymes. b) Phonic drill 1&2. c) PB book pg 29.	a) Recap the rhyme with body action and correct pronunciation. b) Recap of phonic drill 1&2. c) PB pg 29 (half page).	Justified <input type="checkbox"/>
	<b>Math:</b> a) Recap of backward counting 10 to 1. b) PB pg 8.	a) Recap of backward counting 10 to 1. b) PB pg 8.	Justified <input type="checkbox"/>
	<b>EVS:</b> a) Introduction of Unit-II My Needs, Lesson 6 'Clothes'. b) Rd pg 15-16.	a) Introduction of Unit-II My Needs, Lesson 6- 'Clothes' - By Fancy dress activity.	Justified <input type="checkbox"/>
	<b>Hindi:</b> a) Recap of swar akshar अ - आ: b) Rd pg 19.	a) Recap of swar akshar अ - आ: with picture, Rd pg 4-16. b) Rd pg 19 - Recite rhyme with action.	Justified <input type="checkbox"/>
<b>Homework:</b> English: PB pg 29. EVS: Activity Refer Rd pg 16. Math: Recap of between and after numbers.			
<b>Teacher Assessment:</b> Smiley for today's involvement, learning and enjoyment of teacher and students.  With the best knowledge & Imaan, I rate my accomplishment today as 			

When	What	How	Workdone
Day 42  7 <sup>th</sup> July Sat	<b>Deeniyat</b> - Introduction of huroof-e-tahajji.	Introduction of huroof-e-tahajji غ - ط with tajweed.	Justified <input type="checkbox"/>
	<b>Math:</b> a) Practical counting. b) PB pg 9.	a) Write the numbers and let the children do practical counting 1-50. b) PB pg 9 - count & write number in box. c) Introduction of before numbers.	Justified <input type="checkbox"/>
	<b>EVS:</b> a) Recap Lesson 6 'Clothes'. b) Group activity.	a) Recap of Lesson 6- 'Clothes' - Group activity. Show and tell activity. Refer Rd pg 16.	Justified <input type="checkbox"/>
	<b>Hindi:</b> a) Recap of swar akshar अ - आ: b) Rd pg 20.	a) Recap of swar akshar अ - आ: with picture, Rd pg 4-16 and slate practice. b) Rd pg 20 - Missing letter, joining dots and colouring.	Justified <input type="checkbox"/>
	<b>Urdu:</b> a) Recap of huroof ا - آ b) Slate practice.	a) Recap of huroof ا - آ b) Slate practice ا - آ	Justified <input type="checkbox"/>
	<b>Rhymes:</b> Recap of rhymes and story 'I know my vegetables'.	Recap of rhymes & story 'I know my vegetables'. Story learnt till know.	Justified <input type="checkbox"/>
	<b>Activity:</b> Math- backward counting.	Math- backward counting, floor game: draw a number 1-10 on the ground, jump, from 10,9,8, to 1, by saying the number loudly.	Justified <input type="checkbox"/>
<b>Homework:</b> English: Read Rd pg 10-16. Math: Oral counting 1-50.			
<b>Teacher Assessment:</b> Smiley for today's involvement, learning and enjoyment of teacher and students.  With the best knowledge & Imaan, I rate my accomplishment today as 			

When	What	How	Workdone
Day 43  9 <sup>th</sup> July Mon	<b>Deeniyat</b> - Introduction of koi kuchh de ya achcha sulook kare tou yeh dua padhe.	Introduction dua and explain about it.	Justified <input type="checkbox"/>
	<b>English:</b> a) Recap the story. b) Phonic practice 5-6, pg 11& 12.	a) Recap the story 'The wise son' through Q/A. b) Phonic practice 5-6, pg 11& 12.	Justified <input type="checkbox"/>
	<b>Math:</b> a) Recap of after, between numbers and Before numbers. b) PB pg 10	a) Recap of between and after numbers. b) PB pg 10 - before numbers.	Justified <input type="checkbox"/>
	<b>EVS:</b> a) Recap Lesson 6 'Clothes'. b) Self help skills based activity Rd pg 16.	a) Recap of Lesson 6- 'Clothes'. b) Self help skills based activity of dressing self by bringing an extra pair dress, practicing, Islamic values of wearing clothes. c) Rd pg 16 - Read the words and oral Q/A.	Justified <input type="checkbox"/>
	<b>Hindi:</b> a) Recap of swar akshar अ - आ: b) Introduction of vyanjan akshar क c) Rd pg 21.	a) Recap of swar akshar अ - आ: b) Introduction of vyanjan akshar क se kaaba, kamal through picture chart, flash card. c) Make the children trace & write क Rd pg 21 (half page).	Justified <input type="checkbox"/>
	<b>Urdu:</b> a) Recap of the huroof ح - ا b) Rd pg 8.	a) Reader Pg no 8. b) Trace and write ح - ا Rd pg 8.	Justified <input type="checkbox"/>
	<b>Activity:</b> Math - before numbers.	Math - before numbers through math. Floor game of number cards.	Justified <input type="checkbox"/>
<b>Homework:</b> EVS: Story. Math: Slate practice 1 to 10. Hindi: Pg 21 (half page).			
<b>Teacher Assessment:</b> Smiley for today's involvement, learning and enjoyment of teacher and students. 			
With the best knowledge & Imaan, I rate my accomplishment today as 			

When	What	How	Workdone
Day 44  10 <sup>th</sup> July Tue	<b>Deeniyat</b> - Introduction of sone se pahle ki dua.	Introduction the dua and explain about ahmiyat.	Justified <input type="checkbox"/>
	<b>English:</b> a) Revise conversation Q.10. b) Recap of phonic drill 1 & 2. c) Practice book pg 30.	a) Revise conversation Q.1-10. b) Recap of phonic drill 1&2. c) PB pg 30 (half page).	Justified <input type="checkbox"/>
	<b>Math:</b> a) Introduction of no 11-15. b) Backward counting 10-1.	a) Introduction of number 11-20. b) Recap of backward counting 10-1.	Justified <input type="checkbox"/>
	<b>EVS:</b> a) Recap Lesson 6 'Clothes'. b) Reading Rd pg 15-16. c) PB pg 8.	a) Recap of Lesson 6- 'Clothes'. b) Reading Rd pg 15-16. c) PB pg 8 - Ref Rd pg 15-16 write the first letter for the given picture.	Justified <input type="checkbox"/>
	<b>Hindi:</b> a) Recap of swar akshar अ - आ: b) Introduction of vyanjan akshar ख c) Rd pg 22.	a) Recap of swar akshar अ - आ: b) Intro of vyanjan akshar ख se khajoor, khargosh through picture chart, flash card. c) Make the children trace & write ख Rd pg 22.	Justified <input type="checkbox"/>
	<b>Urdu:</b> a) Recap of the huroof ج - ا b) Rd pg 8.	a) Recap of the huroof ج - ا through picture chart & objects. b) Rd pg 8 - Write the first letter & colouring.	Justified <input type="checkbox"/>
	<b>Activity:</b> My art cart book 'C' pg 16.	My art cart book 'C' pg 16 - My shirt.	Justified <input type="checkbox"/>
<b>Homework:</b> English: PB pg 30. Math: Slate practice 1-15.			

**Teacher Assessment:**



Smiley for today's involvement, learning and enjoyment of teacher and students.







With the best knowledge & Imaan, I rate my accomplishment today as





When	What	How	Workdone
Day 45  11 <sup>th</sup> July Wed	<b>Deeniyat</b> - Recap.	Make the repeat dua with tarjama along with the teacher.	Justified <input type="checkbox"/>
	<b>English:</b> a) Recap of phonic drill 1&2. b) Recap rhymes.	a) Phonic practice 1&2 pg 11&12 Rd. b) Recap rhymes with actions and voice modulation. c) PB pg 31.	Justified <input type="checkbox"/>
	<b>Math:</b> a) PB pg 11 - write numbers. b) Introduction of 51-55.	a) PB pg 11, write numbers 11-20. b) Oral Introduction of numbers 51-55.	Justified <input type="checkbox"/>
	<b>EVS:</b> a) Recap Lesson 6 'Clothes'. b) Reading Rd pg 15-16. c) Group activity.	a) Recap of Lesson 6- 'Clothes'. b) Reading Rd pg 15-16, learn the spelling of words. c) Group activity - Glace paper cutouts of different patterns of clothes.	Justified <input type="checkbox"/>
	<b>Hindi:</b> a) Recap of swar akshar अ - आ: b) Introduction of vyanjan akshar ग c) Rd pg 23.	a) Recap of swar akshar अ - आ: & vyanjan akshar क - ख. b) Introduction of vyanjan akshar ग se Gajar, gaay through picture chart, flash card. c) Make the children trace & write ग Rd pg 23 (half page).	Justified <input type="checkbox"/>
	<b>Urdu:</b> a) Introduction of the huroof ز-ذ-ڑ	a) Introduction of the huroof ز-ذ-ڑ through pictures & finger tracing using sand paper.	Justified <input type="checkbox"/>
<b>Freeplay/games:</b> Budding designer.	Provide children with soap boxes / toothpaste box / chock pieces / empty boxes, paper curves and small cartoon. Let them make something out of this.	Justified <input type="checkbox"/>	
<b>Homework:</b> EVS: PB pg 31. Math Recap of oral 1-50. Hindi: Pg 23 (half page).			
<b>Teacher Assessment:</b> Smiley for today's involvement, learning and enjoyment of teacher and students. 			
With the best knowledge & Imaan, I rate my accomplishment today as 			

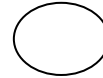
When	What	How	Workdone
Day 46  12 <sup>th</sup> July Thu	<b>Deeniyat</b> - Assembly time: Deeniyat naat.	Refer reader pg 18.	Justified <input type="checkbox"/>
	<b>English:</b> a) Recap conversation practice Q.10 and Introduction of conversation Q.11 & 12. b) Intro of phonic practice 3-4.	a) Recap conversation practice Q.8 and intro of Q.11&12, Ref: Rd. b) Introduction phonic practice pg 13&14 (Rd).	Justified <input type="checkbox"/>
	<b>Math:</b> a) PB pg 12 - write numbers 1-20.	a) PB pg 12, write numbers 1-20. b) Oral counting 1-55, intro of number 56-60.	Justified <input type="checkbox"/>
	<b>EVS:</b> a) Introduction of Unit-II 'My needs' Lesson 7 'Transport'.	a) Introduction of Unit-II 'My needs' Lesson 7- 'Transport' by models of transport.	Justified <input type="checkbox"/>
	<b>Hindi:</b> a) Recap of swar akshar अ - आ: & vyanjan akshar क - ग b) Introduction of vyanjan akshar घ se Ghar, ghada through picture chart, flash card. c) Rd pg 24.	a) Recap of swar akshar अ - आ: & vyanjan akshar क - ग. b) Introduction of vyanjan akshar घ se Ghar, ghada through picture chart, flash card. c) Make the children trace & write घ Rd pg 24 (half page).	Justified <input type="checkbox"/>
	<b>Urdu:</b> a) Recap of the huroof ا - آ b) Rd pg 9.	a) Recap of the huroof ا - آ b) Trace and write huroof ا - آ Rd pg 9.	Justified <input type="checkbox"/>
	<b>Activity:</b>	Make the child recite sone se pahle ki dua individually.	Justified <input type="checkbox"/>
	<b>Story:</b> Introduction of story 'The Wise Son'.	Introduction of story 'The Wise Son'.	Justified <input type="checkbox"/>
<b>Homework:</b> English: Read Rd pg 13 & 14. Math PB pg 12 (half page). Hindi: Pg 24 (half page).			
<b>Teacher Assessment:</b> Smiley for today's involvement, learning and enjoyment of teacher and students. 			
With the best knowledge & Imaan, I rate my accomplishment today as 			

When	What	How	Workdone
Day 47  13 <sup>th</sup> July Fri	<b>Deeniyat</b> - Introduction of huroof-e-tahajji.	Introduction of huroof-e-tahajji ل ف ج with tajweed.	Justified <input type="checkbox"/>
	<b>English:</b> a) Let's talk. b) Phonic practice-3. c) PB pg 32-33.	a) Let's talk, Rd pg 68. b) Recap phonic practice-3. Do Rd pg 32 (full page).	Justified <input type="checkbox"/>
	<b>Math:</b> a) Oral counting 1-60, Introduction of number 61-70. b) PB pg 13. c) backward counting 20-1.	a) Oral counting 1-60, intro of number 61-70. b) PB pg 13- Write after & between number. c) Introduction of backward counting 20-1.	Justified <input type="checkbox"/>
	<b>EVS:</b> a) Recap of Lesson 7 'Transport'. b) Role play activity. c) Reading Rd pg 17-18.	a) Introduction of Unit-II 'My needs' Lesson 7- 'Transport' by models of transport. b) Role play activity - prepare a road model for activity. c) Reading Rd pg 17-18.	Justified <input type="checkbox"/>
	<b>Hindi:</b> a) Recap of swar akshar अ - आ: & vyanjan akshar क - घ b) Introduction of vyanjan akshar ङ c) Rd pg 25.	a) Recap of swar akshar अ - आ: & vyanjan akshar क - घ. b) Introduction of vyanjan akshar ङ se Ghar, ghada through picture chart, flash card. c) Make the children trace & write घ Rd pg 25 (half page).	Justified <input type="checkbox"/>
<b>Homework:</b> English: PB pg 33. Math Recap of backward counting 10-1. Hindi: Pg 25 (half page).			
<b>Teacher Assessment:</b> Smiley for today's involvement, learning and enjoyment of teacher and students.  With the best knowledge & Imaan, I rate my accomplishment today as 			

When	What	How	Workdone
Day 48  14 <sup>th</sup> July Sat	Green day.	Green day.	Justified <input type="checkbox"/>

**Teacher Assessment:**

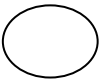

Smiley for today's involvement, learning and enjoyment of teacher and students.

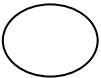





With the best knowledge & Imaan, I rate my accomplishment today as



When	What	How	Workdone
Day 49  16 <sup>th</sup> July Mon	<b>Deeniyat</b> - Introduction of hadees-2.	Introduction of hadees-2 sachchaae & explain about it.	Justified <input type="checkbox"/>
	<b>English:</b> a) Recap conversation Q.11-12. b) Recap Phonic drill 3-4. c) Rd pg. 34-35.	a) Recap conversation Q.11-12. b) Recap phonic drill 3-4, pg 13-14. c) Rd pg 34.	Justified <input type="checkbox"/>
	<b>Math:</b> a) backward counting 20-1.	a) Backward PB Pg 14. b) Oral counting 1-70, Intro of number 71-75.	Justified <input type="checkbox"/>
	<b>EVS:</b> a) Recap of Lesson 7 'Transport'. b) Oral Q/A Rd pg 21.	a) Oral Q/A Rd pg 21 and Slate practice.	Justified <input type="checkbox"/>
	<b>Hindi:</b> a) Recap of swar akshar अ - आ: vyanjan akshar क - ख b) Rd pg 26-27.	a) Recap of swar akshar अ - आ: & vyanjan akshar क - ख. b) Rd pg 26-27 - Trace and write - Match and ticking.	Justified <input type="checkbox"/>
	<b>Urdu:</b> a) Recap of the huroof ح - ا	a) Reader pg 9. b) Write the missing huroofs and colouring.	Justified <input type="checkbox"/>
	<b>Activity:</b> Hindi activity.	Hindi activity - Recap of swar akshar using flash cards and sand letters tracing.	Justified <input type="checkbox"/>
<b>Homework:</b> English: PB pg 35. Math: Slate practice write numbers 11-20. EVS: Read Rd pg 17-18.			
<b>Teacher Assessment:</b> Smiley for today's involvement, learning and enjoyment of teacher and students. <input type="radio"/> With the best knowledge & Imaan, I rate my accomplishment today as <input type="checkbox"/> 10			

When	What	How	Workdone
Day 50  17 <sup>th</sup> July Tue	<b>Deeniyat</b> - Recap.	Make the child recite hadees 1 & 2 with tarjama.	Justified <input type="checkbox"/>
	<b>English:</b> a) Recap rhymes. b) Recap of phonic drill 5, pg 15. c) Introduction of phonic drill 5, pg 15.	a) Recap rhymes with actions. b) Recap of phonic drill 1-4. c) Introduction phonic drill 5, pg 1-15. (Rd).	Justified <input type="checkbox"/>
	<b>Math:</b> a) Introduction of backward counting 20-1. b) Oral counting.	a) Introduction of backward counting 20-1. b) Oral counting of bundels n 10's oral counting 1 to 75.	Justified <input type="checkbox"/>
	<b>EVS:</b> a) Recap of Lesson 7 'Transport'. b) Slate practice.	a) Recap of lesson 7, 'Transport'. b) Reading Rd pg 17-18. c) Slate practice.	Justified <input type="checkbox"/>
	<b>Hindi:</b> a) Recap of swar akshar अ - आ: and vyanjan akshar क - ड b) Introduction of rhyme सड़क सुरक्षा	a) Complete the pending work. b) Introduction of rhyme सड़क सुरक्षा	Justified <input type="checkbox"/>
	<b>Urdu:</b> a) Recap of the huroof ج - ا	a) Recap of the huroof ج - ا b) Complete the pending work Rd pg 2-9.	Justified <input type="checkbox"/>
	<b>Activity:</b> My art cart book 'C'.	My art cart book 'C', pg 29 - join the dots.	Justified <input type="checkbox"/>
<b>Homework:</b> English: Read Rd pg 15. EVS: Slate practice from Rd pg 17-18.			
<b>Teacher Assessment:</b> Smiley for today's involvement, learning and enjoyment of teacher and students.  With the best knowledge & Imaan, I rate my accomplishment today as 			

When	What	How	Workdone
Day 51  18 <sup>th</sup> July Wed	<b>Deeniyat</b> - Introduction of libaas pahne ka sunnat tareeqa.	By practical demo.	Justified <input type="checkbox"/>
	<b>English:</b> a) Recap rhymes. b) Recap phonic drill 5. c) PB pg 36-37.	a) Recap rhymes with actions. b) Recap phonic drill 5, pg 15. c) PB pg 36.	Justified <input type="checkbox"/>
	<b>Math:</b> a) Backward counting 20-1. b) Recap/intro of no.	a) Rd pg 15. b) Introduction of no 75-80. c) Recap of shape - circle.	Justified <input type="checkbox"/>
	<b>EVS:</b> a) Group activity.	a) Free hand drawing and colouring of car, bus, van & train.	Justified <input type="checkbox"/>
	<b>Hindi:</b> a) Recap of swar akshar अ - आ: & vyanjan akshar क - ड. b) Introduction of vyanjan akshar च se chappal, chatai, through picture chart, flash card. c) Make the children trace and write च pg 28 (half page).	a) Recap of swar akshar अ - आ: & vyanjan akshar क - ड. b) Introduction of vyanjan akshar च se chappal, chatai, through picture chart, flash card. c) Make the children trace and write च pg 28 (half page).	Justified <input type="checkbox"/>
	<b>Urdu:</b> a) Introduction of the huroof س - ش	a) Introduction of the huroof س - ش through pictures and finger tracing using sand paper, Rd pg 10.	Justified <input type="checkbox"/>
<b>Freeplay/games:</b> Transportation.	a) freeplay with toy vehicles and models of transport / traffic signals. b) Try imaginative play also have general conversation with children.	Justified <input type="checkbox"/>	
<b>Homework:</b> English: PB pg 37. Math: Oral counting 1-80. Hindi: pg 28 (half page).			
<b>Teacher Assessment:</b> Smiley for today's involvement, learning and enjoyment of teacher and students. 			
With the best knowledge & Imaan, I rate my accomplishment today as 			

When	What	How	Workdone
Day 52  19 <sup>th</sup> July Thu	<b>Deeniyat</b> - Assembly time: Deeniyat naat.	Refer reader pg 18.	Justified <input type="checkbox"/>
	<b>English:</b> a) Introduction of the rhymes. b) Reading Rd pg 10-13. c) PB pg 38-39.	a) Introduction of rhymes 'A Bear and a Bunny' with body action and correct pronunciation, Ref rhymes Rd pg 5. b) Reading Rd pg 10-13. c) PB pg 38- Arrange the words in coloumns.	Justified <input type="checkbox"/>
	<b>Math:</b> a) Oral counting 1-80. b) Before numbers.	a) Oral counting 1-80. b) Recap of before no. c) PB pg 15.	Justified <input type="checkbox"/>
	<b>EVS:</b> a) Reading Rd pg 17-18. b) Game based on transport.	a) Reading Rd pg 17-18. b) Game based on transport.	Justified <input type="checkbox"/>
	<b>Hindi:</b> a) Recap of swar akshar अ - आ: & vyanjan akshar क - ड b) Introduction of vyanjan akshar छ se chata, chatai, through picture chart, flash card. c) Rd pg 29.	a) Recap of swar akshar अ - आ: & vyanjan akshar क - ड. b) Introduction of vyanjan akshar छ se chata, chatai, through picture chart, flash card. c) Make the children trace and write छ pg 29 (half page).	Justified <input type="checkbox"/>
	<b>Urdu:</b> a) Recap of the huroof ا - ش	a) Introduction of the huroof ا - ش b) Slate practice ا - ش	Justified <input type="checkbox"/>
	<b>Activity:</b> Deeniyat.	Recap Deeniyat activity.	Justified <input type="checkbox"/>
<b>Stories:</b> Imaginative story.	Imaginative story.	Justified <input type="checkbox"/>	
<b>Homework:</b> English: PB pg 39. Math: Slate practice 1-20. Hindi: pg 29 (half page).			
<b>Teacher Assessment:</b> Smiley for today's involvement, learning and enjoyment of teacher and students. 			
With the best knowledge & Imaan, I rate my accomplishment today as 			



When	What	How	Workdone
Day 53  20 <sup>th</sup> July Fri	<b>Deeniyat</b> - Introduction of islaami maloomaat.	Introduction of islaami maloomaat Q.3 & 4. And explain about it.	Justified <input type="checkbox"/>
	<b>English:</b> a) Revise the rhymes.	a) Revise the rhymes with body action and correct pronunciation.	Justified <input type="checkbox"/>
	<b>Math:</b> a) Rd pg. 16, backward counting.	a) Rd pg 16 recap of backward counting. b) Practical counting 1-20.	Justified <input type="checkbox"/>
	<b>EVS:</b> a) Recap of Transport. b) Rd pg 19-20.	a) Recap of Transport Rd pg 19-20. b) Write (L) for land Transport, (W) for water transport, (A) for Air transport Rd pg 19-20.	Justified <input type="checkbox"/>
	<b>Hindi:</b> a) Recap of swar akshar अ - आ: & vyanjan akshar क - छ. b) Introduction of vyanjan akshar ज c) Rd pg 30.	a) Recap of swar akshar अ - आ: & vyanjan akshar क - छ. b) Introduction of vyanjan akshar ज se chata, chatai, through picture chart, flash card. c) Make the children trace and write ज pg 30 (half page).	Justified <input type="checkbox"/>
<b>Homework:</b> English: Dictation practice pg 10-15. Math: Oral counting 1-80. Hindi: pg 30 (half page).			
<b>Teacher Assessment:</b> Smiley for today's involvement, learning and enjoyment of teacher and students. <input type="radio"/> With the best knowledge & Imaan, I rate my accomplishment today as <input type="checkbox"/> 10			

When	What	How	Workdone
Day 54  21 <sup>st</sup> July Sat	<b>Deeniyat</b> - Recap.	Make the child repeat islaami maloomaat Q. 1 to 4.	Justified <input type="checkbox"/>
	Math: a) PB pg 16 b) Oral counting c) Recap of shape.	a) PB pg 16, count and write the no. b) Practical counting 1-50. c) Recap of shape-circle showing real object.	Justified <input type="checkbox"/>
	<b>EVS:</b> a) Recap of Transport. b) Learn the spellings of Rd pg 17-18.	a) Recap of Transport Rd pg 19-20. b) Read and learn the spellings of words Rd pg 17-18.	Justified <input type="checkbox"/>
	<b>Hindi:</b> a) Recap of swar akshar अ - आ: & vyanjan akshar क - ज. b) Introduction of vyanjan akshar झ se chata, chatai, through picture chart, flash card. b) Rd pg 31.	a) Recap of swar akshar अ - आ: & vyanjan akshar क - ज. b) Introduction of vyanjan akshar झ se chata, chatai, through picture chart, flash card. c) Make the children trace and write झ pg 31 (half page).	Justified <input type="checkbox"/>
	<b>Urdu:</b> a) Recap of the huroof ا - ش b) Rd pg 10.	a) Recap of the huroof ا - ش b) Trace and write Rd pg 10.	Justified <input type="checkbox"/>
	<b>Activity:</b> Transportation.	Involve the children in making a origami 'ship' with newspaper and give it as a take away activity.	Justified <input type="checkbox"/>
	<b>Rhymes:</b> Transportation.	The wheels on the bus go round and round.	Justified <input type="checkbox"/>
<b>Homework:</b> EVS: Rd pg 21. Hindi: pg 31 (half page).			



**Teacher Assessment:**

Smiley for today's involvement, learning and enjoyment of teacher and students.



With the best knowledge & Imaan, I rate my accomplishment today as

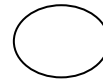


When	What	How	Workdone
Day 55  23 <sup>rd</sup> July Mon	<b>Deeniyat</b> - Introduction of kalima-e-shahadath.	Make the child repeat kalima along with the teacher.	Justified <input type="checkbox"/>
	<b>English:</b> a) Revise the rhymes. b) PB pg 40-43.	a) Revise the rhymes with body action and correct pronunciation. b) Recap of two & three letter words. c) PB pg 40 & 41.	Justified <input type="checkbox"/>
	<b>Math:</b> a) Oral counting / count and write b) Intro of shape.	a) Oral count 1-60. b) Rd pg 17, count and write. c) Intro of shape -square by showing real objects.	Justified <input type="checkbox"/>
	<b>EVS:</b> a) Recap 'Transport' b) PB pg 9.	a) Recap of 'Transport'. b) PB pg 9-write the first letter for the picture.	Justified <input type="checkbox"/>
	<b>Hindi:</b> a) Recap of swar akshar अ - आ: & vyanjan akshar क - झ. b) Intro of vyanjan akshar ज c) Rd pg 32.	a) Recap of swar akshar अ - आ: & vyanjan akshar क - झ. b) Introduction of vyanjan akshar ज se chata, chatai, through picture chart, flash card. c) Make the children trace and write ज pg 32 (half page).	Justified <input type="checkbox"/>
	<b>Urdu:</b> a) Recap of the huroof ا - ش b) Rd pg 10.	a) Recap of the huroof ا - ش through picture chart and objects. b) Reader Pg 10 - Match the huroof with its picture and colouring.	Justified <input type="checkbox"/>
	<b>Activity:</b> a) English. b) Budding designer.	a) Make two letter three letter words using letters card. b) Provide children with soap boxes / toothpaste box / chock pieces / empty boxes, paper curves and small cartoon. Let them make something out of this.	Justified <input type="checkbox"/>
	<b>Homework:</b> English: PB pg 42-43. Math: Slate practice 1-20. EVS: PB pg 10. Hindi: pg 32 (half page).		
<b>Teacher Assessment:</b> Smiley for today's involvement, learning and enjoyment of teacher and students. 			
With the best knowledge & Imaan, I rate my accomplishment today as 			

When	What	How	Workdone
Day 56  24 <sup>th</sup> July Tue	Field trip. Fruits and vegetable market.	To have recreation activity for students by taking them to a nearby park.  <ul style="list-style-type: none"> <li>• To have recreation activity.</li> <li>• To help them associate classroom learning to practical life.</li> <li>• To have fun and enjoyment.</li> <li>• To make the learning easy and fun, long lasting.</li> </ul>	Justified  <input type="checkbox"/>



**Teacher Assessment:**



Smiley for today's involvement, learning and enjoyment of teacher and students.





With the best knowledge & Imaan, I rate my accomplishment today as



When	What	How	Workdone
Day 57  25 <sup>th</sup> July Wed	<b>Deeniyat</b> - Introduction of tarjama.	Make the child repeat kalima-e-shahadath with tarjama.	Justified <input type="checkbox"/>
	<b>English:</b> a) Recap of stories. b) PB pg 44. c) Introduction of lesson 5-6, pg 20-21.	a) Recap of stories 1-2, Q/A. b) PB pg 44. c) Introduction of use of a/an, Rd pg 20-21.	Justified <input type="checkbox"/>
	<b>Math:</b> a) Recap numbers shapes.	a) Recap before, after & b/w numbers b) Rd pg 18, using number line. c) Introduction of number name - 'One' with value.	Justified <input type="checkbox"/>
	<b>EVS:</b> a) Informal talk on field trip.	a) Recap of 'Transport'. b) Ask the child to speak 4-5 sentences about field trip.	Justified <input type="checkbox"/>
	<b>Hindi:</b> a) Recap of swar akshar अ - आ: & vyanjan akshar क - ख b) Rd pg 33.	a) Recap of swar akshar अ - आ: & vyanjan akshar क - ख. b) Make the child write vyanjan akshar च - छ half page (pg 33).	Justified <input type="checkbox"/>
	<b>Urdu:</b> a) Introduction of the huroof ض - ص b) Rd pg 11.	a) Introduction of the huroof ض - ص through picture chart and finger tracing using sand paper. b) Reader Pg 11 - ---	Justified <input type="checkbox"/>
	<b>Freeplay/games:</b> a) My art cart book 'C', pg 39.	a) My art cart book 'C', pg 39- leaf impresion. b) My art cart book 'C', pg 44.	Justified <input type="checkbox"/>
<b>Homework:</b> English: Practice for dictation, Rd pg 10-15. Math: Slate practice 1-20.			
<b>Teacher Assessment:</b> Smiley for today's involvement, learning and enjoyment of teacher and students.  With the best knowledge & Imaan, I rate my accomplishment today as 			

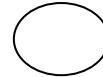
When	What	How	Workdone
Day 58  26 <sup>th</sup> July Thu	<b>Deeniyat</b> - Assembly time: Deeniyat naat.	Refer reader pg 18.	Justified <input type="checkbox"/>
	<b>English:</b> a) Revise the rhymes 'A Bear and Bunny'. b) Introduction of lesson -7.	a) Revise the rhymes with body action and correct pronunciation. b) Recap of lesson 5-6, use of a/an sing flash cards & other aids, Rd pg 22-23.	Justified <input type="checkbox"/>
	<b>Math:</b> a) Count and circle.	a) Rd pg 19, Count and circle the number oral counting 1 to 80. b) Recap of number name - one & intro of number name 'Two'.	Justified <input type="checkbox"/>
	<b>EVS:</b> a) Recap of 'Transport'.	a) Recap of 'Transport'. b) Spell and read and slate practice Rd pg 17-18.	Justified <input type="checkbox"/>
	<b>Hindi:</b> a) Recap of swar akshar अ - आ: & vyanjan akshar क - ख b) Rd pg 34.	a) Recap of swar akshar अ - आ: & vyanjan akshar क - ख. b) Rd pg 34 - Matching and ticking.	Justified <input type="checkbox"/>
	<b>Urdu:</b> a) Recap of the huroof ا - ض b) Slate practice.	a) Recap of the huroof ا - ض. b) Slate practice of the huroof ا - ض.	Justified <input type="checkbox"/>
	<b>Activity:</b> Deeniyat.	Make the child recite kalima individually.	Justified <input type="checkbox"/>
	<b>Stories:</b> Recap of the stories	a) Recap of the stories learnt till now b) Practice for budding designer competition.	Justified <input type="checkbox"/>
<b>Homework:</b> English: Read Rd pg 22-23. Math: Slate practice number name 'one'. EVS: Spell and read the words from Rd pg 17-18. Slate practice.			
<b>Teacher Assessment:</b> Smiley for today's involvement, learning and enjoyment of teacher and students. 			
With the best knowledge & Imaan, I rate my accomplishment today as 			

When	What	How	Workdone
Day 59  27 <sup>th</sup> July Fri	<b>Deeniyat</b> - Introduction of huroof-e-tahajji.	Introduction of huroof-e-tahajji with tajweed.	Justified <input type="checkbox"/>
	<b>English:</b> a) Introduction of conversation Q.13-14, Ref Rd pg 23-24. b) Recap of lesson 5-6.	a) Introduction of conversation Q.14. b) Recap of lesson 5-6, Rd pg 20-21. c) Recap of let's talk, Rd pg 68.	Justified <input type="checkbox"/>
	<b>Math:</b> a) Count and draw number name 3.	a) Rd pg 20, draw shapes are to given number intro of number name 'Three'.	Justified <input type="checkbox"/>
	<b>EVS:</b> a) Recap of 'Myself', 'Mybody'.	a) Recap of 'Myself', 'Mybody'. b) Oral drilling of words. c) Slate practice. d) Rd pg 1-6.	Justified <input type="checkbox"/>
	<b>Hindi:</b> a) Recap of swar akshar अ - आ: & vyanjan akshar क - ख	a) Complete the pending work. b) Practice for budding designer competition.	Justified <input type="checkbox"/>
<b>Homework:</b> English: Read Rd pg 20-21. Math: Oral counting 1-80.			
<b>Teacher Assessment:</b> Smiley for today's involvement, learning and enjoyment of teacher and students.  With the best knowledge & Imaan, I rate my accomplishment today as 			

When	What	How	Workdone
Day 60  28 <sup>th</sup> July Sat		Budding Designers Competition.	Justified <input type="checkbox"/>

**Teacher Assessment:**



Smiley for today's involvement, learning and enjoyment of teacher and students.

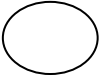



With the best knowledge & Imaan, I rate my accomplishment today as





When	What	How	Workdone
Day 61  30 <sup>th</sup> July Mon	<b>Deeniyat</b> - Introduction of huroof-e-tahajji.	Introduction of huroof-e-tahajji ى - ء with tajweed.	Justified <input type="checkbox"/>
	<b>English:</b> Recap of lesson 7. b) Recap of story Q/A. c) Recap conversation Q/A.	a) Recap of lesson 7, Rd pg 22-23. b) Recap of pictures reading Rd pg 61. c) Recap of conversation Q/A 1-14.	Justified <input type="checkbox"/>
	<b>Math:</b> a) Introduction and recap.	Introduction of number names: four & five. Recap of number anmes 1,2,3. Recap of place value (Tens & Ones).	Justified <input type="checkbox"/>
	<b>EVS:</b> a) Recap of 'Food'. b) Healthy food. c) Junk food.	a) Recap of 'Food'. b) Spell and read the words. c) Slate practice. d) Rd pg 7,8 & 9.	Justified <input type="checkbox"/>
	<b>Hindi:</b> a) Recite rhymes learnt till now.	a) Recite rhymes learnt till now with complete actions.	Justified <input type="checkbox"/>
	<b>Urdu:</b> a) Recap of the huroof ض - ض b) Rd pg 11.	a) Rd pg 11. b) Trace and write huroof ض - ض	Justified <input type="checkbox"/>
	<b>Activity:</b> My art cart book 'C', pg 26.	My art cart book 'C', pg 26 - Sticks pasting on bicycle.	Justified <input type="checkbox"/>
<b>Homework:</b> English: Read Rd pg 22-23. Math: Learn spelling of number names 1-5.			
<b>Teacher Assessment:</b> Smiley for today's involvement, learning and enjoyment of teacher and students.  With the best knowledge & Imaan, I rate my accomplishment today as 			

When	What	How	Workdone
Day 62  31 <sup>st</sup> July Tue	<b>Deeniyat</b> - Recap.	Make the repeat huroof-e-tahajji with correct pronunciation.	Justified <input type="checkbox"/>
	<b>English:</b> a) Recap of rhymes. b) Slate practice.	a) Recap of rhymes. b) Slate practice (Two & three letter words).	Justified <input type="checkbox"/>
	<b>Math:</b> a) Oral recap.	Oral: Learn number name 1 to 5. Recap of backward counting 20-1. Recap of numbers 1-20.	Justified <input type="checkbox"/>
	<b>EVS:</b> a) Completion of pending work.	a) Completing of pending work.	Justified <input type="checkbox"/>
	<b>Hindi:</b> a) Recap of swar akshar अ - आ: & vyanjan akshar क - ख. b) Introduction of vayanjan akshar ढ se tamator, topi through picture chart, flash card. c) Make the children trace and write ढ half page.	a) Recap of swar akshar अ - आ: & vyanjan akshar क - ख. b) Introduction of vayanjan akshar ढ se tamator, topi through picture chart, flash card. c) Make the children trace and write ढ half page.	Justified <input type="checkbox"/>
	<b>Urdu:</b> a) Recap of the huroof ا - ض. b) Rd pg 11.	a) Recap of the huroof ا - ض through picture chart and objects. b) Rd pg 11 write the huroof of nuqte and without nuqte and colouring.	Justified <input type="checkbox"/>
	<b>Activity:</b> Urdu activity.	Urdu activity.	Justified <input type="checkbox"/>
<b>Homework:</b> English: Dictation practice. Math: Oral counting 1-80. Hindi: Pg 35 (half page).			
<b>Teacher Assessment:</b> Smiley for today's involvement, learning and enjoyment of teacher and students.  With the best knowledge & Imaan, I rate my accomplishment today as  10			