

Day wise plan for the month of July 2018

Class - Nursery - Delhi

When	What	How	Work done
Day 33 2 nd July Mon	Deeniyat: Recap.	Recap.	Justified <input type="checkbox"/>
	English: a) Recap of conversation questions: Q/A 1- 4. b) Rhyme: Recap of rhymes with action and rhythm. c) Recap of strokes standing, sleeping, right, left slanting lines & right open curve (— \ / ⊂), d) Recap of letter 'Aa' - 'Cc'.	a) Talk to the child on Islamic greeting and informal talk. Recap of Q.no. 1-4. b) Recap of rhymes with action and rhythm. c) Recap of strokes standing, sleeping, right, left slanting lines & right open curve (— \ / ⊂), Using black board, slate work and sand tray practice. d) Recap of letter 'Aa' - 'Cc' with phonic sound, objects, blackboard, flex and sand tracing.	Justified <input type="checkbox"/>
	Math: a) Recap of numbers 1 - 2. b) Recap of oral counting 1-5. c) Recap of shape 'Circle ○'	a) Recap of numbers 1 - 2 using objects, blackboard, flash cards and flex. b) Recap of oral counting 1-5. c) Recap of shape 'Circle ○'	Justified <input type="checkbox"/>
	EVS: a) Recap of topic 'Mybody' b) Recap of colours 'Red' & 'Blue' colour.	a) Recap of topic 'Mybody', informal talk, flash cards and through Q/A. b) Recap of colour 'Red' & 'Blue' colour, by showing objects, informal talk.	Justified <input type="checkbox"/>
	Break time:	Islamic etiquette of eating and practical demo.	Justified <input type="checkbox"/>
	Freeplay/Games: Organized game.	Exercise box: Take a square box and cover it with paper like you would wrap a gift. Then on each side paste on action picture it could be hop, jump backwards, touch your toes, run in place, hop on one foot, jump-ing jacks, etc, involve all the students.	Justified <input type="checkbox"/>
	Activity:	a) Activity1: Sand paper cut out tracing 'Aa & Bb' + letter assemble letter Aa & Bb. b) Activity2: Walking on the strokes. c) Activity3: Walking on the lines by balancing a book on the head.	Justified <input type="checkbox"/>

Teacher Assessment:

Smiley for today's involvement, learning and enjoyment of teacher and students.

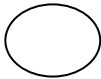


With the best knowledge & Imaan, I rate my accomplishment today as



When	What	How	Work done
Day 34 3 rd July Tue	Deeniyat: Assembly time: Deeniyat Naat.	Refer Reader pg 19 make the child identify huoorf-e-tahajji.	Justified <input type="checkbox"/>
	English: a) Recap of conversation questions: Q/A 1- 4. b) Rhyme: Recap of rhymes with action and rhythm. c) Recap of strokes and right open curve (l- \ / C). d) Recap of letter 'Aa' - 'Cc'.	a) Talk to the child on Islamic greeting and informal talk. Recap of Q.no. 1-4. b) Recap of rhymes with action and rhythm. c) Recap of strokes standing, sleeping, ight, left slanting lines & right open curve (l- \ / C), Using black board, slate work and sand tray practice. d) Recap of letter 'Aa' - 'Cc' with phonic sound, objects, blackboard, flex and sand tracing.	Justified <input type="checkbox"/>
	Math: a) Recap of numbers 1 - 2. b) Recap of oral counting 1-5. c) Recap of shape 'Circle O '	a) Recap of numbers 1 - 2 using objects, blackboard, flash cards and flex. b) Recap of oral counting 1-5. c) Recap of shape 'Circle O '	Justified <input type="checkbox"/>
	Break time:	Islamic etiquette of eating and practical demo.	Justified <input type="checkbox"/>
	Freeplay/Games: Oraganized game (Picking Fruits cardss).	By taking the children out in the open area. Scatter cardss of letters, numbers, pictures, furits pictures in that area and make the children pick only fruits picture cards talk about it.	Justified <input type="checkbox"/>
	Activity: Deeniyat	Deeniyat	Justified <input type="checkbox"/>
	Story: Imaginative story.	Imaginative story by showing books, puppets or models through dramatization.	Justified <input type="checkbox"/>
Rhyme: Recite of rhymes.	Recite of rhymes with body action and rhythm. a) Rolly Polly. b) Shapes rhymes.	Justified <input type="checkbox"/>	

Teacher Assessment:

Smiley for today's involvement, learning and enjoyment of teacher and students. 

With the best knowledge & Imaan, I rate my accomplishment today as



When	What	How	Work done
Day 35 4 th July Wed	Deeniyat: Introduction of Islaami maloomaat.	Introduction of Islaami maloomaat Q.2.	Justified <input type="checkbox"/>
	English: a) Recap of conversation questions: Q/A 1- 4. b) Rhyme: Introduction of rhyme 'Up and Down' with action and rhythm. c) Recap of strokes and right open curve (— \ /C). d) Recap of letter 'Aa' - 'Cc'.	a) Talk to the child on Islamic greeting and informal talk. Recap of Q.no. 1-4. b) Introduction of rhyme 'Up and Down' with action and rhythm. c) Recap of strokes standing, sleeping, right, left slanting lines & right open curve (— \ /C), Using black board, slate work and sand tray practice. d) Recap of letter 'Aa' - 'Cc' with phonic sound, objects, blackboard, flex and sand tracing.	Justified <input type="checkbox"/>
	Math: a) Recap of numbers 1 - 2. b) Introduction of number 3. c) Recap of oral counting 1-5. d) Recap of shape 'Circle○ '	a) Recap of numbers 1 - 2. b) Introduction of number 3 using objects, blackboard, flash cards and flex. c) Recap of oral counting 1-5. d) Recap of shape 'Circle○ '	Justified <input type="checkbox"/>
	EVS: a) Recap of topic 'Mybody' b) Recap of colours 'Red' & 'Blue' colour.	a) Recap of topic 'Mybody', informal talk, flash cards and through Q/A. b) Recap of colour 'Red' & 'Blue' colour, by showing objects, informal talk.	Justified <input type="checkbox"/>
	Break time:	Islamic etiquette of eating and practical demo.	Justified <input type="checkbox"/>
	Freeplay/Games:	a) Activity 5: balancing ball on a roll and walking on the strokes. b) Activity 7: Target golf. (write numbers at hole of the cardsboard box). (MS kindergarten activity book)	Justified <input type="checkbox"/>
	Activity: Fine motor skills.	a) Punch holes in cardsboard paper, cardss and given your children lace to take in and out of the punch holes. b) Activity 4: Cutting through the strokes. c) Activity 8: Sorting. d) Activity 17: Number value pipecleaner and bottle. (MS kindergarten activity book)	Justified <input type="checkbox"/>

Teacher Assessment:

Smiley for today's involvement, learning and enjoyment of teacher and students.



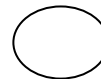
With the best knowledge & Imaan, I rate my accomplishment today as



When	What	How	Work done
Day 36 5 th July Thu	Deeniyat: Recap.	Make the child repeat huroof ح. ا. ل with correct pronunciation.	Justified <input type="checkbox"/>
	English: a) Recap of conversation questions: Q/A 1- 4. b) Recap of strokes and right open curve (- \ / C) c) Introduction of left open curve C. d) Recap of letter 'Aa' - 'Cc'.	a) Talk to the child on Islamic greeting and informal talk. Recap of Q.no. 1-4. b) Recap of strokes standing, sleeping, right, left slanting lines & right open curve (- \ / C) c) Introduction of left open curve C, Using black board, slate work and sand tray practice. d) Recap of letter 'Aa' - 'Cc' with phonic sound, objects, blackboard, flex and sand tracing.	Justified <input type="checkbox"/>
	Math: a) Recap of numbers 1 -3. b) Recap of oral counting 1-5. c) Recap of shape 'Circle O ' d) Activity: Rd pg 3.	a) Recap of numbers 1 -3 using objects, blackboard, flash cardss and flex. b) Recap of oral counting 1-5. c) Recap of shape 'Circle O ' d) Activity: Rd pg 3 - Trace the given number 3.	Justified <input type="checkbox"/>
	EVS: a) Recap of topic 'Fruits'. b) Introduction of topic 'Vegetable'. c) Recap of colours 'Red' & 'Blue' colour.	a) Recap of topic 'Fruits'. b) Introduction of topic 'Vegetable' informal talk, flash cardss and through real vegetables. c) Recap of colour 'Red' & 'Blue' colour, by showing objects, informal talk.	Justified <input type="checkbox"/>
	Break time:	Islamic etiquette of eating and practical demo.	Justified <input type="checkbox"/>
	Activity: My art cart book 'A' pg 7.	My art cart book 'A' pg 7 - Yummy ice-cream.	Justified <input type="checkbox"/>
Story: The monkey and the Mirror	One day monkey found a Mirror in the forest. He was surprised and said who is this? Looking in to the mirror he is copying me. What is this? Hoot hoot! This is a mirror the bird & said. 'Look you can see yourself in the mirror! Monkey was naughty he started jumping making face and enjoyed involve the kids by doing funny actions.	Justified <input type="checkbox"/>	

Teacher Assessment:

Smiley for today's involvement, learning and enjoyment of teacher and students.

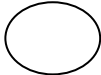


With the best knowledge & Imaan, I rate my accomplishment today as



When	What	How	Work done
Day 37 6 th July Fri	Deeniyat: Introduction of huroof-e-tahajji.	Introduction of huroof-e-tahajji ح - ج with tajweed.	Justified <input type="checkbox"/>
	English: a) Recap of strokes and right open curve (—\ / C). b) Recap of letter 'Aa' - 'Cc' c) Introduction of letter 'Dd'. d) Activity book pg 6.	a) Recap of strokes standing, sleeping, right, left slanting lines & right open curve (—\ / C), Using black board, slate work and sand tray practice. b) Recap of letter 'Aa' - 'Cc' c) Introduction of letter 'Dd', using flex, black board and phonic sound. d) Activity book pg 6 - Trace the given left open curve.	Justified <input type="checkbox"/>
	EVS: a) Recap of topic 'Vegetable'. b) Recap of colours 'Red' & 'Blue' colour.	a) Recap of topic 'Vegetable' informal talk, flash cardss and through real vegetables. b) Recap of colour 'Red' & 'Blue' colour, by showing objects, informal talk.	Justified <input type="checkbox"/>
	Break time:	Islamic etiquette of eating and practical demo.	Justified <input type="checkbox"/>
	Freeplay/games: Out door free play.	Take the children out in the open place and allow the child to play freely on slider, tricycle, running race....	Justified <input type="checkbox"/>
	Rhyme: a) Vegetable song. b) Recap of rhymes learnt till now	a) Tomatoes and carrots Cabbage and peas Look so yummy All red & green So little children Eat them everyday It's make you grow Strong and smart b) Recap of rhymes learnt till now	Justified <input type="checkbox"/>

Teacher Assessment:

Smiley for today's involvement, learning and enjoyment of teacher and students. 

With the best knowledge & Imaan, I rate my accomplishment today as




Note: Inform the children to carry a vegetable for the next day's vegetable slald activity.

(cucumber, carrot, radish, cabbage, beetroot).

When	What	How	Work done
Day 38 9 th July Mon	Deeniyat: Recap & Assignment 2, Pg 37.	Make the child repeat huroof-e-tahajji ح - ا with correct pronunciation.	Justified <input type="checkbox"/>
	English: a) Introduction of Q.5. b) Rhyme: Recap of rhyme with action and rhythm. c) Concept: Recap of concept big x small, sit x stand. d) Recap of letter 'Aa' - 'Dd'.	a) Introduction of Q 5. Q.5. What is you father's mobile number? b) Recap of rhyme with action and rhythm. c) Concept: Recap of concept big x small, sit x stand. d) Recap of letter 'Aa' - 'Dd', using flex, black board and phonic sound.	Justified <input type="checkbox"/>
	Math: a) Recap of numbers 1 -3. b) Recap of oral counting 1-5. c) Recap of shape 'Circle ○ ' d) Introduction of triangle △. e) Activity book pg 64.	a) Recap of numbers 1 -3 using objects, blackboard, flash cardss and flex. b) Recap of oral counting 1-5. c) Recap of shape 'Circle ○'. d) Introduction of triangle △. e) Activity book pg 64 - Trace the number 3 and paste the value of number 3.	Justified <input type="checkbox"/>
	EVS: a) Recap of topic 'Vegetable'. b) Recap of colours 'Red' & 'Blue'. c) Introduction of 'Green' colour.	a) Recap of topic 'Vegetable' informal talk, flash cardss and flex. b) Recap of colour 'Red' & 'Blue' c) Introduction of 'Green' colour, by showing green colour objects, like beans, chilli, ladies finger, balloons, informal talk and with green colour things.	Justified <input type="checkbox"/>
	Break time:	Islamic etiquette of eating and practical demo.	Justified <input type="checkbox"/>
	Freeplay/games:	Jumping in the shape - circle and triangle. Draw shape 'circle' and 'triangle' on the floor... when the facilitator says jump 3 times in the circle the kids have run to the circle shape and loudly count and jump 3 times. Repeat same with triangle.	Justified <input type="checkbox"/>
	Activity: Vegetabel salad activity.	Vegetabel salad activity.	Justified <input type="checkbox"/>

Teacher Assessment:

Smiley for today's involvement, learning and enjoyment of teacher and students.



With the best knowledge & Imaan, I rate my accomplishment today as



When	What	How	Work done
Day 39 10 th July Tue	Deeniyat: Assembly time: Deeniyat Naat.	Refer Reader pg 19.	Justified <input type="checkbox"/>
	English: a) Recap of conversation questions: Q/A 1- 5. b) Concept: Recap of concept big x small, sit x stand. c) Recap of letter 'Aa' - 'Dd'. d) Activity Rd pg 5.	a) Talk to the child on Islamic greeting and informal talk. Recap of Q.no. 1-5. b) Concept: Recap of concept big x small, sit x stand. c) Recap of letter 'Aa' - 'Dd', using flex, black board and phonic sound. d) Activity Rd pg 5 - Circle the correct picture that begins with the letter written in each.	Justified <input type="checkbox"/>
	Math: a) Recap of numbers 1 -3. b) Recap of oral counting 1-5 c) Introduction of oral counting 6-10. d) Recap of shape 'Circle○' and triangle△.	a) Recap of numbers 1 -3 using objects, blackboard, flash cards and flex. b) Introduction of oral counting 6 - 10. c) Recap of shape 'Circle○' and triangle△.	Justified <input type="checkbox"/>
	Break time:	Islamic etiquette of eating and practical demo.	Justified <input type="checkbox"/>
	Freeplay/games: a) Organized game (Balancing on strokes and curves).	a) Take the children out in the open area. Draw strokes and curves on the floor and make the children walk and balance on it. b) Activity 86: floor game - shapes matching.	Justified <input type="checkbox"/>
	Activity: Deeniyat- Assignment 3, pg 38.	Assignment 3, pg 38.	Justified <input type="checkbox"/>
	Story: Narrate the story 'The Monkey and the Mirror.	Narrate the story 'The Monkey and the Mirror, by showing books, puppets or models through dramatization. Let the children enact like monkeys & imagine holding a mirror.	Justified <input type="checkbox"/>
	Rhyme: Vegetable song.	Vegetable song. Come and hear follow me Sing a vegetable song with me Eat tomato, Eat potato, Eat carrot and Eat Ladiesfinger.	Justified <input type="checkbox"/>
Homework: Eng: Picture reading Rd pg 1-2.			

Teacher Assessment:

Smiley for today's involvement, learning and enjoyment of teacher and students.



With the best knowledge & Imaan, I rate my accomplishment today as



When	What	How	Work done
Day 40 11 th July Wed	Deeniyat: Introduction of kalima-e-taiyyibah.	Introduction of kalima-e-taiyyibah with tajweed & correct pronunciation.	Justified <input type="checkbox"/>
	English: a) Conversation questions: Q/A 1-5. b) Concept: Recap of concept big x small, sit x stand. c) Recap of letter 'Aa' - 'Dd'. d) Activity book pg 14.	a) Talk to the child on Islamic greeting and informal talk. Recap of Q.no. 1-5. b) Concept: Recap of concept big x small, sit x stand. c) Recap of letter 'Aa' - 'Dd', using flex, black board and phonic sound. d) Activity book pg 14 -Trace the letter 'Dd' and do sponge dabbing in the duck.	Justified <input type="checkbox"/>
	Math: a) Recap of numbers 1 -3. b) Introduction of number 4. b) Recap of oral counting 1-10. c) Recap of shape 'Circle ○' and triangle △. d) Activity book pg 91.	a) Recap of numbers 1 -3 b) Introduction of number 4 using objects, blackboard, flash cards and flex. c) Recap of oral counting 1-10. d) Recap of shape 'Circle ○' and triangle △. e) Activity book pg 91 - Colouring, colour the triangle with green crayon.	Justified <input type="checkbox"/>
	EVS: a) Recap of topic 'Vegetable'. b) Introduction of Q.3-4 (vegetables) pg 5. c) Recap of colours 'Red', 'Blue' and 'Green'.	a) Recap of topic 'Vegetable' informal talk, flash cardss and flex. b) Introduction of Q.3-4 (vegetables) pg 5. c) Recap of colour 'Red', 'Blue' & 'Green' by showing objects.	Justified <input type="checkbox"/>
	Break time:	Islamic etiquette of eating and practical demo.	Justified <input type="checkbox"/>
	Freeplay/games: Warm up physical exercise. Also 'Brain gym exercise:	a) Make the children have fun with physcial exercise by moving hands and legs. b) Touch your left arm to your right leg and your arm to your left leg.	Justified <input type="checkbox"/>
	Activity:	Budding designer's practice. Ref activity 161 to 176.	Justified <input type="checkbox"/>
Homework: Eng: Picture reading Rd pg 3-4.			

Teacher Assessment:

Smiley for today's involvement, learning and enjoyment of teacher and students.




With the best knowledge & Imaan, I rate my accomplishment today as



When	What	How	Work done
Day 41 12 th July Thu	Deeniyat: Recap.	Make the child repeat kalima along with the teacher.	Justified <input type="checkbox"/>
	English: a) Conversation questions: Q/A 1-5. b) Concept: Recap of concept sit x stand c) Introduction of concept open x close. d) Recap of letter 'Aa' - 'Dd'.	a) Talk to the child on Islamic greeting and informal talk. Recap of Q.no. 1-5. b) Concept: Recap of concept sit x stand c) Introduction of concept open x close, facilitator to make the children to close their eyes and make some sounds. d) Recap of letter 'Aa' - 'Dd', using flex, black board and phonic sound.	Justified <input type="checkbox"/>
	Math: a) Recap of numbers 1 - 4. b) Recap of oral counting 1-10. c) Recap of shape 'Circle ○' and triangle △. d) Activity Rd pg 4.	a) Recap of numbers 1 - 4 using objects, blackboard, flash cards and flex. b) Recap of oral counting 1-10. c) Recap of shape 'Circle ○' and triangle △. d) Activity Rd pg 4 - Trace the number 4.	Justified <input type="checkbox"/>
	EVS: a) Recap of topic 'Vegetable'. b) Recap of colours 'Red', 'Blue' and 'Green'.	a) Recap of topic 'Vegetable' informal talk, flash cardss, flex and Q/A. b) Recap of colour 'Red', 'Blue' & 'Green' by showing objects.	Justified <input type="checkbox"/>
	Break time:	Islamic etiquette of eating and practical demo.	Justified <input type="checkbox"/>
	Activity: a) My art cart book 'A'. b) open & close:	a) My art cart book 'A' paper collage, pg 32. b) Facilitator will provide some bottles and caps for the children to do 'open and close'. Also ask them to practice zipping their bag saying 'close' and unzipping their bag and saying 'open'.	Justified <input type="checkbox"/>
	Story: चूहा कपड़ा और दरजी	चूहा कपड़ा और दरजी story by showing puppets, flash cardss and models, through dramatization. (Ref: google)	Justified <input type="checkbox"/>
Homework: Math: Practice oral counting 1-5.			

Teacher Assessment:

Smiley for today's involvement, learning and enjoyment of teacher and students.



With the best knowledge & Imaan, I rate my accomplishment today as



When	What	How	Work done
Day 42 13 th July Fri	Deeniyat: Introduction of huroof-e-tahajji.	Introduction of huroof-e-tahajji هـ ـس with tajweed.	Justified <input type="checkbox"/>
	English: a) Rhyme: Introduction of rhyme 'Little Pussy' with action and rhythm. b) Concept: Recap of concept big x small, sit x stand and open x close. c) Recap of letter 'Aa' - 'Dd'.	a) Introduction of rhyme 'Little Pussy' with action and rhythm. b) Concept: Recap of concept big x small, sit x stand and open x close. c) Recap of letter 'Aa' - 'Dd', using flex, black board and phonic sound.	Justified <input type="checkbox"/>
	EVS: a) Recap of topic 'Vegetable'. b) Recap of colours 'Red', 'Blue' and 'Green'.	a) Recap of topic 'Vegetable' informal talk, flash cards, flex and Q/A. b) Recap of colour 'Red', 'Blue' & 'Green' by showing objects.	Justified <input type="checkbox"/>
	Break time:	Islamic etiquette of eating and practical demo.	Justified <input type="checkbox"/>
	Freeplay/games: a) Blind fold game open x close.	a) Teacher to play along with the children and help them learn the concept of open x close by closing eye (Blind fold game). b) Recap 'open x close' concept through zipping / unzipping (activity 133) and Buttoning / unbuttoning (activity 134). c) Activity 149: open and close bottle caps.	Justified <input type="checkbox"/>
	Rhyme: a) Recite vegetable song. b) Sing Rolly polly rhyme	a) Recite vegetable song. b) Sing Rolly polly rhyme for recap of concept through actions.	Justified <input type="checkbox"/>
Homework: EVS: Picture reading Rd pg 1.			

Teacher Assessment:

Smiley for today's involvement, learning and enjoyment of teacher and students.



With the best knowledge & Imaan, I rate my accomplishment today as



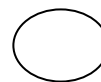
Note: Green Day celebration on 14th July 2018 [Saturday]

Inform students to get a green colour object, wear green colour clothes for green day celebration.

When	What	How	Work done
Day 43 14 th July Sat	GREEN DAY CELEBRATION	<p style="text-align: center;">GREEN DAY CELEBRATION</p> <p style="text-align: center;">Show and tell activity of Green colour objects, Talking about Green colour vegetables (Spinach, peas, sweets, cabbage, chillies....), children to have fancy dress show of their green colour clothes.</p>	Justified <input type="checkbox"/>
	Activity: Activity book Pg 108.	Activity book Pg 108 - colour the given picture with green crayon.	Justified <input type="checkbox"/>

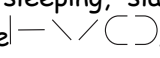
Teacher Assessment:

Smiley for today's involvement, learning and enjoyment of teacher and students.

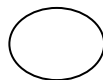


With the best knowledge & Imaan, I rate my accomplishment today as




When	What	How	Work done
Day 44 16 th July Mon	Deeniyat: Recap.	Make the child repeat huroof-e-tahajji ح. ا with correct pronunciation.	Justified <input type="checkbox"/>
	English: a) Conversation questions: Q/A 1-5. b) Recap of standing, sleeping, slanting lines, right and left open curve. c) Introduction of letter 'Ee'. d) Activity book pg 55.	a) Talk to the child on Islamic greeting and informal talk. Recap of Q.no. 1-5. b) Recap of standing, sleeping, slanting lines, right and left open curve  c) Introduction letter 'Ee' using flex, black board and phonic sound. d) Activity book pg 55 - Do spong dabbing in the open book.	Justified <input type="checkbox"/>
	Math: a) Recap of numbers 1 - 4. b) Recap of oral counting 1-10. c) Introduction of practical counting 1-2. d) Recap of shape 'Circle ○' and triangle △. e) Activity book pg 65.	a) Recap of numbers 1 - 4 using objects, blackboard, flash cards and flex. b) Recap of oral counting 1-10. c) Introduction of practical counting 1-4, using ice-cream sticks and straws. d) Recap of shape 'Circle ○' and triangle △. e) Activity book pg 65 - Trace the number 4 and paste the value of the number 4 with shining paper.	Justified <input type="checkbox"/>
	EVS: a) Recap of topic 'Vegetable'. b) Recap of colours 'Red', 'Blue' and 'Green'.	a) Recap of topic 'Vegetable' informal talk, flash cardss, flex and Q/A. b) Recap of colour 'Red', 'Blue' & 'Green' by showing objects.	Justified <input type="checkbox"/>
	Break time:	Islamic etiquette of eating and practical demo.	Justified <input type="checkbox"/>
	Freeplay/games: Outdoor free play.	Take the children out in the open place and allow the child to play freely on slider, tricycle, running race....	Justified <input type="checkbox"/>
	Activity: Fine motor activity and also covering "open and close concept" - recap.	a) Give your child unbreakable bottles with lids. Ask them to turn the lids in the anti-clock wise direction to open and in the clockwise direction to close. Tell your child to open & close taps while washing hand or brushing teeth. b) Ref activity 149: open and close bottle caps and also ref day 43 activities.	Justified <input type="checkbox"/>
Homework: Math: Practice number 1-4.			

Teacher Assessment:

Smiley for today's involvement, learning and enjoyment of teacher and students. 

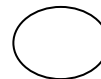
With the best knowledge & Imaan, I rate my accomplishment today as



When	What	How	Work done
Day 45 17 th July Tue	Deeniyat: Assembly time: Deeniyat Naat.	Refer reader pg 19.	Justified <input type="checkbox"/>
	English: a) Introduction of conversation questions: Q.6. b) Recap of standing, sleeping, slanting lines, right and left open curve. c) Recap of letter 'Aa' - 'Ee'. d) Activity book pg 60.	a) Introduction of Q.6. What do you say when you want something? b) Recap of standing, sleeping, slanting lines, right and left open curve  c) Recap of letter 'Aa' - 'Ee' using flex, black board and phonic sound. d) Activity book pg 60 - Trace the letter 'Ee' and do scribbling in the elephant.	Justified <input type="checkbox"/>
	Math: a) Recap of numbers 1 - 4. b) Recap of oral counting 1-10. c) Practice practical counting 1-2. d) Recap of shape 'Circle ○' and triangle △.	a) Recap of numbers 1 - 4 using objects, blackboard, flash cards and flex. b) Recap of oral counting 1-10. c) Practice practical counting 1-2, using ice-cream sticks and straws. d) Recap of shape 'Circle ○' and triangle △.	Justified <input type="checkbox"/>
	Break time:	Islamic etiquette of eating and practical demo.	Justified <input type="checkbox"/>
	Freeplay/games: Organazied game.	Exercise box: Take a square box and cover it with paper like you would wrap a gift. Then on each side paste on action picture it could be hop, jump backwards, touch your toes, run in place, hop on one foot, jump-ing jacks, etc, involve all the students.	Justified <input type="checkbox"/>
	Activity: Deeniyat- Assignment 4, Pg 39.	Assignment 4, Pg 39.	Justified <input type="checkbox"/>
	Story: Narrate the story.	Narrate the story 'The Monkey and the Mirror'.	Justified <input type="checkbox"/>
	Rhyme: a) Recite vegetable song. b) Recite shapes rhyme	a) Recite vegetable song. b) Recite shapes rhyme	Justified <input type="checkbox"/>
Homework: Eng: Salte practice of storkes standing and sleeping lines.			

Teacher Assessment:

Smiley for today's involvement, learning and enjoyment of teacher and students.



With the best knowledge & Imaan, I rate my accomplishment today as




When	What	How	Work done
Day 46 18 th July Wed	Deeniyat: Introduction of Suratul Faatiha.	Introduction of Suratul Faatiha aayat no 2 with tajweed.	Justified <input type="checkbox"/>
	English: a) Conversation questions: Q/A 1-5 b) Introduction of Q.6. c) Rhyme: Recap of rhyme with action and rhythm. d) Recap of standing, sleeping, slanting lines, right and left open curve. e) Recap of letter 'Aa' - 'Ee'.	a) Talk to the child on Islamic greeting and informal talk. Recap of Q.no. 1-5. b) Introduction of Q.6. What do you say when you want something? c) Recap of rhyme with action and rhythm. d) Recap of standing, sleeping, slanting lines, right and left open curve —\ / C D. e) Recap of letter 'Aa' - 'Ee' using flex, black board and phonic sound.	Justified <input type="checkbox"/>
	Math: a) Recap of numbers 1 - 4. b) Introduction of number 5. c) Recap of oral counting 1-10. d) Recap of shape 'Circle ○' and triangle △.	a) Recap of numbers 1 - 4. b) Introduction of number 5, using flex, blackboard, objects and inform about salah five times a day. c) Recap of oral counting 1-10. d) Recap of shape 'Circle ○' and triangle △.	Justified <input type="checkbox"/>
	EVS: a) Introduction of topic 'Clothes'. b) Recap of colours 'Red', 'Blue' and 'Green'. c) Activity book pg 98.	a) Introduction of topic 'Clothes' informal talk, blackboard, flash cards, flex, conversation question and answers and real clothes. b) Recap of colour 'Red', 'Blue' & 'Green' by showing objects. c) Activity book pg 98 - Do the sponge dabbing of the given fruit.	Justified <input type="checkbox"/>
	Break time:	Islamic etiquette of eating and practical demo.	Justified <input type="checkbox"/>
	Freeplay/games: Outdoor free play.	Take the children out in the open place and allow the child to play freely on slider, tricycle, running race....	Justified <input type="checkbox"/>
	Activity: My art cart book 'A' pg 16.	My art cart book 'A' pg 16 - School uniform.	Justified <input type="checkbox"/>
Homework: Eng: Picture reading Rd pg 6.			

Teacher Assessment:

Smiley for today's involvement, learning and enjoyment of teacher and students. ○

With the best knowledge & Imaan, I rate my accomplishment today as



When	What	How	Work done
Day 47 19 th July Thu	Deeniyat: Recap.	Make the child repeat Suratul Faatiha aayat 1 & 2 with tajweed.	Justified <input type="checkbox"/>
	English: a) Conversation questions: Q/A 1-6. b) Rhyme: Recap of rhyme with action and rhythm. c) Recap of standing, sleeping, slanting lines, right and left open curve. d) Recap of letter 'Aa' - 'Ee'.	a) Talk to the child on Islamic greeting and informal talk. Recap of Q.no. 1-6. b) Recap of rhyme with action and rhythm. c) Recap of standing, sleeping, slanting lines, right and left open curve  d) Recap of letter 'Aa' - 'Ee' using flex, black board and phonic sound.	Justified <input type="checkbox"/>
	Math: a) Recap of numbers 1 - 5. b) Recap of oral counting 1-10. c) Recap of shape 'Circle ○' and triangle △. d) Activity book pg 66.	a) Recap of numbers 1 -5, using flex, blackboard and objects. b) Recap of oral counting 1-10. c) Recap of shape 'Circle ○' and triangle △. d) Activity book pg 66 - Tracing and colouring.	Justified <input type="checkbox"/>
	EVS: a) Recap of topic 'Clothes'. b) Make a cloth collage.	a) Recap of topic 'Clothes' informal talk, blackboard, flash cards, flex, conversation question and answers and real clothes. b)) (stick small pieces of cloth of different texture on a nex cardsboard) let children touch it and feel it with eyes open and closed too for a sensorial experience.	Justified <input type="checkbox"/>
	Break time:	Islamic etiquette of eating and practical demo.	Justified <input type="checkbox"/>
	Activity: My art cart book 'A' pg 10.	a) My art cart book 'A' pg 10 - Patterns.	Justified <input type="checkbox"/>
	Story: Recap of the story.	Recap of the story 'The monkey and the Mirror'.	Justified <input type="checkbox"/>
Homework: Math: Practice oral counting 1-10.			


Teacher Assessment:

Smiley for today's involvement, learning and enjoyment of teacher and students.



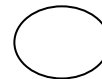
With the best knowledge & Imaan, I rate my accomplishment today as



When	What	How	Work done
Day 48 20 th July Fri	Deeniyat: Introduction of suratul Faatiha.	Introduction of suratul Faatiha aayat no 3 with tajweed.	Justified <input type="checkbox"/>
	English: a) Recap of conversation questions: Q/A 1-6. b) Recap of standing, sleeping, slanting lines, right and left open curve. d) Recap of letter 'Aa' - 'Ee'.	a) Talk to the child on Islamic greeting and informal talk. Recap of Q.no. 1-6. b) Recap of standing, sleeping, slanting lines, right and left open curve  d) Recap of letter 'Aa' - 'Ee' using flex, black board and phonic sound.	Justified <input type="checkbox"/>
	EVS: a) Recap of topic 'Clothes'. b) Introduction of Q.1-2 (clothes). c) Recap of colours 'Red', 'Blue' and 'Green'. d) Activity book pg 99.	a) Recap of topic 'Clothes' informal talk, blackboard, flash cards, flex, conversation question and answers and real clothes. b) Introduction of Q.1-2 (clothes). c) Recap of colour 'Red', 'Blue' & 'Green' by showing objects. d) Activity book pg 99 - Thumb printing. Do thumb printing of the given vegetable.	Justified <input type="checkbox"/>
	Break time:	Islamic etiquette of eating and practical demo.	Justified <input type="checkbox"/>
	Freeplay/games: a) Exercise. c) Activity: 118 spary on the letter.	a) Left hand up-down, left hand straight side - down, stamp left leg, repeat the same with right. b) Write letters Aa - Ee on the floor provide children water spray bottle or water guns to tell the name and sound of the letter and spray water over it. c) Activity: 128 - Hopscotch letter.	Justified <input type="checkbox"/>
	Rhyme: a) Introduction of rhyme 'Johny Johny'. b) Vegetable song. c) Rolly Polly. d) Shapes.	a) Introduction of rhyme 'Johny Johny', with action and rhythm. b) Vegetable song. c) Rolly Polly d) Shapes	Justified <input type="checkbox"/>
Homework: EVS: Picture reading Rd pg 2-3.			

Teacher Assessment:

Smiley for today's involvement, learning and enjoyment of teacher and students.

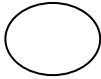


With the best knowledge & Imaan, I rate my accomplishment today as



When	What	How	Work done
Day 49 23 rd July Mon	Deeniyat: Recap.	Make the child repeat suratul faatiba aayat 1 to 3 with correct pronunciation.	Justified <input type="checkbox"/>
	English: a) Recap of conversation questions: Q/A 1-6. b) Rhyme: Recap of rhyme 'Johny Johny'. c) Recap of letter 'Aa' - 'Ee' and introduction of letter 'Ff'.	a) Talk to the child on Islamic greeting and informal talk. Recap of Q.no. 1-6. b) Recap of rhyme 'Johny Johny', with action and rhythm. c) Recap of letter 'Aa' - 'Ee' and introduction of letter 'Ff' using flex, black board and phonic sound.	Justified <input type="checkbox"/>
	Math: a) Recap of numbers 1 - 5. b) Recap of oral counting 1-10. c) Introduction of practical counting 3-5. d) Activity Rd pg 5 & 6.	a) Recap of numbers 1 -5, using flex, blackboard and objects. b) Recap of oral counting 1-10. c) Introduction of practical counting 3-5, using ice-cream sticks and straws. d) Activity Rd pg 5 - Trace the number 5, Rd pg 6 - Colour the numbers that correspond to the number.	Justified <input type="checkbox"/>
	EVS: a) Recap of topic 'Clothes'. b) Intro of Q. 3-4 (clothes). c) Recap of colours 'Red', 'Blue' and 'Green'.	a) Recap of topic 'Clothes' informal talk, blackboard, flash cards, flex, conversation question and answers. b) Introduction of Q. 3-4 (clothes). c) Recap of colour 'Red', 'Blue' & 'Green' by showing objects.	Justified <input type="checkbox"/>
	Break time:	Islamic etiquette of eating and practical demo.	Justified <input type="checkbox"/>
	Freeplay/games: Sorting balls colours Green and Blue.	Sorting balls (colours Green and Blue) give colourful balls to the children and allow them to separate balls according to colours.	Justified <input type="checkbox"/>
	Activity: My art cart book 'A'. b) Hula hoop:	My art cart book 'A' - Patterns. a) Hula hoop a team building activity: Divide children in 2/3 groups let children hold hands now they have to pay the hula hoop from the child starting from the first to the last child.	Justified <input type="checkbox"/>
Homework: Math: Practice numbers 1-5.			

Teacher Assessment:

Smiley for today's involvement, learning and enjoyment of teacher and students. 

With the best knowledge & Imaan, I rate my accomplishment today as



Note: Day: 50 - 24th July 2018 - Tuesday

Field trip to fruit and vegetable market & near by park.

When	What	How	Work done
Day 51 25 th July Wed	Deeniyat: Introduction of Hadees.	Introduction of Hadees 1 & explain about deen.	Justified <input type="checkbox"/>
	English: a) Introduction of conversation questions: Q7. b) Rhyme: Recap of rhyme 'Johny Johny'. d) Concept: Recap of concept big x small, sit x stand and open x close. e) Recap of letter 'Aa' - 'Ee' f) Introduction of letter 'Ff'.	a) Introduction of conversation questions: Q7. b) Q.7. What is your mother's name? c) Recap of rhyme 'Johny Johny', with action and rhythm. d) Recap of concept big x small, sit x stand and open x close. e) Recap of letter 'Aa' - 'Ee' f) Introduction of letter 'Ff' using flex, black board and phonic sound.	Justified <input type="checkbox"/>
	Math: a) Recap of numbers 1 - 5. b) Introduction of number 6. c) Recap of oral counting 1-10.	a) Recap of numbers 1 -5. b) Introduction of number 6 using flex, blackboard and objects. c) Recap of oral counting 1-10.	Justified <input type="checkbox"/>
	EVS: a) Recap of topic 'Clothes'. b) Recap of colours 'Red', 'Blue' and 'Green'.	a) Recap of topic 'Clothes' informal talk, blackboard, flash cards, flex, conversation question and answers. b) Recap of colour 'Red', 'Blue' & 'Green' by showing objects.	Justified <input type="checkbox"/>
	Break time:	Islamic etiquette of eating and practical demo.	Justified <input type="checkbox"/>
	Freeplay/games: Outdoor free play.	Take the children out in the open place and allow the child to play freely on slider, tricycle, running race....	Justified <input type="checkbox"/>
	Activity: (Field trip activity) Art and cart book 'A' pg 44.	Art and cart book 'A' pg 44 practice time. Field trip activity like draw what you saw at the field trip. Did you like the field trip; if yes draw smile 😊 or draw a sad face 😞	Justified <input type="checkbox"/>
Homework: Eng: Slate practice right and left slanting line.			
Teacher Assessment: Smiley for today's involvement, learning and enjoyment of teacher and students. <input type="radio"/> With the best knowledge & Imaan, I rate my accomplishment today as <input type="checkbox"/> 10			

When	What	How	Work done
Day 52 26 th July Thu	Deeniyat: Recap & Introduction of the dua cheenk aane par kahein.	Make the child repeat hadees 1 deen & dua along with the teacher.	Justified <input type="checkbox"/>
	English: a) Conversation questions: Q/A 1-7. b) Rhyme: Recap of rhyme. c) Recap of letter 'Aa' - 'Ff'. e) Activity book pg 17.	a) Talk to the child on Islamic greeting and informal talk. Recap of Q.no. 1-7. b) Recap of rhyme with action and rhythm. c) Recap of letter 'Aa' - 'Ff' using flex, black board and phonic sound. d) Activity book pg 17 - Trace the letter 'Ff' do ear bud printing in the flower.	Justified <input type="checkbox"/>
	Math: a) Recap of number 1 -6. b) Recap of oral counting 1-10. c) Activity book pg 7.	a) Recap of number 1 -6 using flex, blackboard and objects. b) Recap of oral counting 1-10. c) Activity book pg 7 - Trace the given number 6.	Justified <input type="checkbox"/>
	EVS: a) Recap of topic 'Clothes'. b) Recap of colours 'Red', 'Blue' and 'Green'.	a) Recap of topic 'Clothes' informal talk, blackboard, flash cards, flex, conversation question and answers. b) Recap of colour 'Red', 'Blue' & 'Green' by showing objects.	Justified <input type="checkbox"/>
	Break time:	Islamic etiquette of eating and practical demo.	Justified <input type="checkbox"/>
	Activity: Sand paper cut out.	Sand paper cut out tracing 'Cc' and 'Dd' and Assemble letter Cc and Dd.	Justified <input type="checkbox"/>
	Story: Introduction the story 'The Lion and the mouse'.	Narrate the story 'The Lion and the mouse', Introduction of story 'The lion and the mouse', Facilitator will introduce the class the puppets of Lion and Mouse and tell the children that they come from Jungle to say HELLO to all of you and to be your friend. By showing puppets flash cards and models through dramatization.	Justified <input type="checkbox"/>
Homework: Eng: Picture reading Rd pg 7.			

Teacher Assessment:

Smiley for today's involvement, learning and enjoyment of teacher and students.

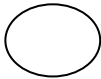



With the best knowledge & Imaan, I rate my accomplishment today as



When	What	How	Work done
Day 53 27 th July Fri	Deeniyat: Introduction of huroof-e-tahajji.	Introduction of huroof-e-tahajji حـ, جـ with tajweed.	Justified <input type="checkbox"/>
	English: a) Conversation questions: Q/A 1-7. b) Rhyme: Recap of rhyme. c) Story: Recap of story 'The lion and the mouse'. d) Concept: Recap of concept big x small, sit x stand and open x close. e) Recap of letter 'Aa' - 'Ff'. f) Introduction of letter 'Gg'.	a) Talk to the child on Islamic greeting and informal talk. Recap of Q.no. 1-7. b) Recap of rhyme with action and rhythm. c) Story: Recap of story 'The lion and the mouse' by showing puppets flash cards and models through dramatization. d) Recap of concept big x small, sit x stand and open x close. e) Introduction of letter 'Gg' using flex, black board and phonic sound.	Justified <input type="checkbox"/>
	EVS: a) Recap of topic 'Clothes'. b) Recap of colours 'Red', 'Blue' and 'Green'. c) Activity book pg 100.	a) Recap of topic 'Clothes' informal talk, blackboard, flash cards, flex, conversation question and answers. b) Recap of colour 'Red', 'Blue' & 'Green' by showing objects. c) Activity book pg 100 - Do finger tip printing in the given clothes.	Justified <input type="checkbox"/>
	Break time:	Islamic etiquette of eating and practical demo.	Justified <input type="checkbox"/>
	Freeplay/games: a) Activity: 79 b) Activity: 120	a) Take the children out in the open place and allow the child to play freely on slider, tricycle, running race... b) Button sorting cup. c) paper cup letters and picture matching (Aa - Ff)	Justified <input type="checkbox"/>
	Rhyme: Recite rhyme a) 'Chubby Cheeks'. b) Rolly Polly and other rhymes.	Recite rhyme 'Chubby Cheeks'	Justified <input type="checkbox"/>
Homework: Eng: Recite rhyme 'Chubby Cheeck'.			

Teacher Assessment:

Smiley for today's involvement, learning and enjoyment of teacher and students. 

With the best knowledge & Imaan, I rate my accomplishment today as 

Note: Day 54 - 28th July 2018 - Saturday - Budding Designer Competiti on.

When	What	How	Work done
Day 55 30 th July Mon	Deeniyat: Recap.	Make the child repeat huroof-e-tahajji جـ ـا with correct pronunciation.	Justified <input type="checkbox"/>
	English: a) Conversation questions: Q/A 1-7. b) Story: Recap of story 'The lion and the mouse'. d) Concept: Recap of concept big x small, sit x stand and open x close. e) Recap of letter 'Aa' - 'Gg'. f) Activity book pg 18.	a) Talk to the child on Islamic greeting and informal talk. Recap of Q.no. 1-7. b) Story: Recap of story 'The lion and the mouse' by showing puppets flash cards and models through dramatization. c) Recap of concept big x small, sit x stand and open x close. d) Recap of letter 'Aa' - 'Gg' using flex, black board and phonic sound. f) Activity book pg 18 - Trace the letter 'Gg' and do finger tip printing in the goat.	Justified <input type="checkbox"/>
	Math: a) Recap of number 1 -6. b) Recap of oral counting 1-10. c) Activity book pg 69.	a) Recap of number 1 -6 using flex, blackboard and objects. b) Recap of oral counting 1-10. c) Activity book pg 69 - Trace the number 6 and colour 6 boats.	Justified <input type="checkbox"/>
	EVS: a) Recap of topic 'Clothes'. b) Recap of colours 'Red', 'Blue' and 'Green'.	a) Recap of topic 'Clothes' informal talk, blackboard, flash cards, flex, conversation question and answers. b) Recap of colour 'Red', 'Blue' & 'Green' by showing objects.	Justified <input type="checkbox"/>
	Break time:	Islamic etiquette of eating and practical demo.	Justified <input type="checkbox"/>
	Freeplay/games: Indoor free play.	Provide the material in the classroom - puzzles, inserting blacks, beads. And allow them to play freely in the class.	Justified <input type="checkbox"/>
	Activity: G collage and 'G' magic box.	a) G collage. Using foam letter G stickers, old magazines, old cookbooks, Sunday news paper coupons, etc. cut and paste items that start with letter G. caption: I know My Letter G. b) Free play: Ref day 54 - same as.	Justified <input type="checkbox"/>
Homework: Eng: Recite rhyme 'Ont two three'.			


Teacher Assessment:

Smiley for today's involvement, learning and enjoyment of teacher and students.

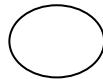


With the best knowledge & Imaan, I rate my accomplishment today as



When	What	How	Work done
Day 56 31 st July Tue	Deeniyat: Assembly time: Deeniyat Naat.	Refer Reader pg 19.	Justified <input type="checkbox"/>
	English: a) Conversation questions: Q/A 1-7. b) Recap of strokes and curves. d) Recap of letter 'Aa' - 'Gg'. e) Complete the pending work.	a) Talk to the child on Islamic greeting and informal talk. Recap of Q.no. 1-7. b) Recap of standing, sleeping, slanting lines, right and left open curve  c) Recap of letter 'Aa' - 'Gg' using flex, black board and phonic sound. d) Complete the pending work.	Justified <input type="checkbox"/>
	Math: a) Recap of numbers 1 -6. b) Recap of oral counting 1-10. c) Complete the pending work.	a) Recap of numbers 1 -6 using flex, blackboard and objects. b) Recap of oral counting 1-10. c) Complete the pending work.	Justified <input type="checkbox"/>
	Break time:	Islamic etiquette of eating and practical demo.	Justified <input type="checkbox"/>
	Freeplay/games: Indoor free play.	Provide the material in the classroom - puzzles, inserting blacks, beads. And allow them to play freely in the class.	Justified <input type="checkbox"/>
	Activity: Deeniyat- Assignment 5, pg 40.	Assignment 5, pg 40.	Justified <input type="checkbox"/>
	Story: Recap of the story 'The lion and the Mouse'	Recap of story 'The lion and the mouse' by showing puppets flash cards and models through dramatization.	Justified <input type="checkbox"/>
	Rhyme: Recite all rhymes learnt till now.	Recite all rhymes learnt till now.	Justified <input type="checkbox"/>
Homework: Eng: Slate practice right and left open curve.			

Teacher Assessment:

Smiley for today's involvement, learning and enjoyment of teacher and students. 

With the best knowledge & Imaan, I rate my accomplishment today as

