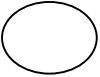



Day wise plan for the month of August 2018

Class - Nursery - Telangana

When	What	How	Work done
Day 42 1 st Aug Wed	Deeniyat: Introduction of dua cheenk aane par kahein.	Make the child repeat hadees 1 deen along with the teacher.	Justified <input type="checkbox"/>
	English: a) Recap Conversation questions: Q/A 1- 6 b) Rhyme: Recap of rhyme with action and rhythm. c) Recap of standing, sleeping, slanting lines, right and left open curve. d) Recap of letter 'Aa' - 'Ee'.	a) Talk to the child on Islamic greeting and informal talk. Recap of Q.no. 1-6. b) Recap of rhyme with action and rhythm. c) Recap of standing, sleeping, slanting lines, right and left open curve —\ / C D. d) Recap of letter 'Aa' - 'Ee' using flex, black board and phonic sound.	Justified <input type="checkbox"/>
	Math: a) Recap of numbers 1 - 4. b) Introduction of number 5. c) Recap of oral counting 1-10. d) Recap of shape 'Circle ○' and triangle △.	a) Recap of numbers 1 - 4. b) Introduction of number 5, using flex, blackboard, objects and inform about salah five times a day. c) Recap of oral counting 1-10. d) Recap of shape 'Circle ○' and triangle △.	Justified <input type="checkbox"/>
	EVS: a) Introduction of Topic 'Clothes'. b) Recap of colours 'Red', 'Blue' and 'Green'. c) Activity book pg 98.	a) Introduction of Topic 'Clothes' informal talk, blackboard, flash cards, flex, conversation question and answers and real clothes. b) Recap of colour 'Red', 'Blue' & 'Green' by showing objects. c) Activity book pg 98 - Do the sponge dabbing of the given Vegetables: Carrot.	Justified <input type="checkbox"/>
	Break time:	Islamic etiquette of eating and practical demo.	Justified <input type="checkbox"/>
	Activity: My art cart book 'A' pg 16.	My art cart book 'A' pg 16 - School uniform.	Justified <input type="checkbox"/>
	Stories: Recap of story चूहा कपड़ा और दरजी	Recap of story चूहा कपड़ा और दरजी	Justified <input type="checkbox"/>
	Homework: Eng: Picture reading Rd pg 6.		
Teacher Assessment: Smiley for today's involvement, learning and enjoyment of teacher and students.			
With the best knowledge & Imaan, I rate my accomplishment today as			

When	What	How	Work done
Day 43 2 nd Aug Thu	Deeniyat: Introduction of huroof-e-tahajji.	Introduce of huroof-e-tahajji ز-ر with tajweed.	Justified <input type="checkbox"/>
	English: a) Conversation questions: Q/A 1-6. b) Rhyme: Recap of rhyme with action and rhythm. c) Recap of standing, sleeping, slanting lines, right and left open curve. d) Recap of letter 'Aa' - 'Ee'.	a) Talk to the child on Islamic greeting and informal talk. Recap of Q.no. 1-6. b) Recap of rhyme with action and rhythm. c) Recap of standing, sleeping, slanting lines, right and left open curve — \ / () . d) Recap of letter 'Aa' - 'Ee' using flex, black board and phonic sound.	Justified <input type="checkbox"/>
	Math: a) Recap of numbers 1 - 5. b) Recap of oral counting 1-10. c) Recap of shape 'Circle ○' and triangle △. d) Activity book pg 66.	a) Recap of numbers 1 -5, using flex, blackboard and objects. (Practical counting). b) Recap of oral counting 1-10. c) Recap of shape 'Circle ○' and triangle △. d) Activity book pg 66 - Tracing and colouring.	Justified <input type="checkbox"/>
	EVS: a) Recap of Topic 'Clothes'. b) Make a cloth collage.	a) Recap of Topic 'Clothes' informal talk, blackboard, flash cards, flex, conversation question and answers and real clothes. b)) (stick small pieces of cloth of different texture on a nex cardsboard) let children touch it and feel it with eyes open and closed too for a sensorial experience.	Justified <input type="checkbox"/>
	Break time:	Islamic etiquette of eating and practical demo.	Justified <input type="checkbox"/>
	Activity: My art cart book 'A' pg 10.	a) My art cart book 'A' pg 10 - Patterns.	Justified <input type="checkbox"/>
	Story: Recap of the story.	Recap of the story 'The monkey and the Mirror'.	Justified <input type="checkbox"/>
Homework: Math: Practice oral counting 1-10.			
Teacher Assessment: Smiley for today's involvement, learning and enjoyment of teacher and students.  With the best knowledge & Imaan, I rate my accomplishment today as 			

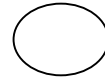
3rd August 2018 - Friday

Budding Design Competition

When	What	How	Workdone
Day 44 3 rd Aug Fri	Budding Designer Competition.	Budding Designer Competition.	Justified <input type="checkbox"/>

Teacher Assessment:

Smiley for today's involvement, learning and enjoyment of teacher and students.




With the best knowledge & Imaan, I rate my accomplishment today as





Note: 6th August 2018 - Monday



Bonalu Holiday.

When	What	How	Work done
Day 45 7 th Aug Tue	Assembly time: Deeniyat Naat.	Refer reader pg 19.	
	English: a) Recap of conversation questions: Q/A 1-6. b) Recap of standing, sleeping, slanting lines, right and left open curve. d) Recap of letter 'Aa' - 'Ee'.	a) Talk to the child on Islamic greeting and informal talk. Recap of Q.no. 1-6. b) Recap of standing, sleeping, slanting lines, right and left open curve  d) Recap of letter 'Aa' - 'Ee' using flex, black board and phonic sound.	Justified <input type="checkbox"/>
	Math: a) Recap of numbers 1 - 5. b) Recap of oral counting 1-10. c) Recap of shape 'Circle ○' and triangle △. d) Activity book pg 66.	a) Recap of numbers 1 -5, using flex, blackboard and objects. (Practical counting). b) Recap of oral counting 1-10. c) Recap of shape 'Circle ○' and triangle △. d) Activity book pg 66 - Tracing and colouring.	Justified <input type="checkbox"/>
	Break time:	Islamic etiquette of eating and practical demo.	Justified <input type="checkbox"/>
	Freeplay/games: a) Exercise. b) Activity: 118 spary on the letter.	a) Left hand up-down, left hand straight side - down, stamp left leg, repeat the same with right. b) Write letters Aa - Ee on the floor provide children water spray bottle or water guns to tell the name and sound of the letter and spray water over it. c) Activity: 128 - Hopscotch letter.	Justified <input type="checkbox"/>
	Activity: Deeniyat- Assignment 5. Pg 40.	Assignment 5. Pg 40.	Justified <input type="checkbox"/>
	Rhyme: a) Introduction of rhyme 'Johny Johny'. b) Vegetable song. c) Rolly Polly. d) Shapes.	a) Introduction of rhyme 'Johny Johny', with action and rhythm. b) Vegetable song. c) Rolly Polly d) Shapes	Justified <input type="checkbox"/>
	Story: Imaginative story.	Imaginative story.	Justified <input type="checkbox"/>
Homework: EVS: Picture reading Rd pg 2-3.			

Teacher Assessment:

Smiley for today's involvement, learning and enjoyment of teacher and students. 

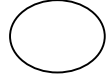
With the best knowledge & Imaan, I rate my accomplishment today as 

When	What	How	Work done
Day 46 8 th Aug Wed	Deeniyat: Recap.	Make the child repeat huroof-e-tahajji ج-ا with correct pronunciation.	Justified <input type="checkbox"/>
	English: a) Recap of conversation questions: Q/A 1-6. b) Rhyme: Recap of rhyme 'Johny Johny'. c) Recap of letter 'Aa' - 'Ee' and introduction of letter 'Ff'.	a) Talk to the child on Islamic greeting and informal talk. Recap of Q.no. 1-6. b) Recap of rhyme 'Johny Johny', with action and rhythm. c) Recap of letter 'Aa' - 'Ee' and introduction of letter 'Ff' using flex, black board and phonic sound.	Justified <input type="checkbox"/>
	Math: a) Recap of numbers 1 - 5. b) Recap of oral counting 1-10. c) Introduction of practical counting 3-5. d) Rd Activity pg 5 & 6.	a) Recap of numbers 1 -5, using flex, blackboard and objects. b) Recap of oral counting 1-10. c) Introduction of practical counting 3-5, using ice-cream sticks and straws. d) Rd Activity pg 5 - Trace the number 5, Rd pg 6 - Colour the numbers that correspond to the number.	Justified <input type="checkbox"/>
	EVS: a) Recap of Topic 'Clothes'. b) Intro of Q. 3-4 (clothes). c) Recap of colours 'Red', 'Blue' and 'Green'.	a) Recap of Topic 'Clothes' informal talk, blackboard, flash cards, flex, conversation question and answers. b) Introduction of Q. 3-4 (clothes). c) Recap of colour 'Red', 'Blue' & 'Green' by showing objects.	Justified <input type="checkbox"/>
	Break time:	Islamic etiquette of eating and practical demo.	Justified <input type="checkbox"/>
	Activity: My art cart book 'A'. b) Hula hoop:	My art cart book 'A' - Patterns. a) Hula hoop a team building activity: Divide children in 2/3 groups let children hold hands now they have to pay the hula hoop from the child starting from the first to the last child.	Justified <input type="checkbox"/>
	Story: Introduction of story 'Lion And the Mouse'.	Narrate the story 'The Lion and the Mouse', Introduction of story 'The lion and the Mouse', Facilitator will introduce the class the puppets of Lion and Mouse and tell the children that they come from Jungle to say HELLO to all of you and to be your friend. By showing puppets flash cards and models through dramatization.	Justified <input type="checkbox"/>
Homework: Math: Practice numbers 1-5.			
Teacher Assessment: Smiley for today's involvement, learning and enjoyment of teacher and students.  With the best knowledge & Imaan, I rate my accomplishment today as 			

When	What	How	Work done
Day 47 9 th Aug Thu	Deeniyat: Introduction of paani peene ki sunnat.	Introduce of sunnat 1 & explain about it.	Justified <input type="checkbox"/>
	English: a) Introduction of conversation questions: Q7. b) Introduction of letter 'Ff'.	a) Introduction of conversation questions: Q7. Q.7. What is your mother's name? b) Introduction of letter 'Ff' using flex, black board and phonic sound.	Justified <input type="checkbox"/>
	Math: a) Recap of numbers 1 - 5. b) Introduction of number 6. c) Recap of oral counting 1-10.	a) Recap of numbers 1 -5. b) Introduction of number 6 using flex, blackboard and objects. c) Recap of oral counting 1-10.	Justified <input type="checkbox"/>
	EVS: a) Recap of Topic 'Clothes'. b) Recap of colours 'Red', 'Blue' and 'Green'.	a) Recap of Topic 'Clothes' informal talk, blackboard, flash cards, flex, conversation question and answers. b) Recap of colour 'Red', 'Blue' & 'Green' by showing objects.	Justified <input type="checkbox"/>
	Break time:	Islamic etiquette of eating and practical demo.	Justified <input type="checkbox"/>
	Freeplay/games: Outdoor free play.	Take the children out in the open place and allow the child to play freely on slider, tricycle, running race....	Justified <input type="checkbox"/>
	Activity: (Field trip activity) Art and cart book 'A' pg 44.	Art and cart book 'A' pg 44 practice time. Field trip activity like draw what you saw at the field trip. Did you like the field trip; if yes draw smile 😊 or draw a sad face 😞	Justified <input type="checkbox"/>
Homework: Eng: Slate practice right and left slanting line.			
Teacher Assessment: Smiley for today's involvement, learning and enjoyment of teacher and students. <input type="checkbox"/>			
With the best knowledge & Imaan, I rate my accomplishment today as <input type="checkbox"/> 10			

When	What	How	Work done
Day 48 10 th Aug Fri	Deeniyat: Recap.	Make the child follow sunnat 1.	Justified <input type="checkbox"/>
	EVS: a) Recap of Topic 'Clothes'. b) Recap of colours 'Red', 'Blue' and 'Green'.	a) Recap of Topic 'Clothes' informal talk, blackboard, flash cards, flex, conversation question and answers. b) Recap of colour 'Red', 'Blue' & 'Green' by showing objects.	Justified <input type="checkbox"/>
	Break time:	Islamic etiquette of eating and practical demo.	Justified <input type="checkbox"/>
	Freeplay/games:	Sorting ball colour Green & Blue give colourful balls to the children & allow them to separate balls according to colours.	Justified <input type="checkbox"/>
	Rhymes: Recap of rhyme 'Johny Johny'.	Recap of rhyme 'Johny Johny'.	Justified <input type="checkbox"/>
Homework: Eng: Picture reading Rd pg 7.			

Teacher Assessment:

Smiley for today's involvement, learning and enjoyment of teacher and students. 

With the best knowledge & Imaan, I rate my accomplishment today as  10

When	What	How	Work done
Day 49 13 th Aug Mon	Deeniyat: Recap.	Make the child repeat huroof-e-tahajji ح. ا. ل with correct pronunciation.	Justified <input type="checkbox"/>
	English: a) Conversation questions: Q/A 1-7. b) Rhyme: Recap of rhyme. c) Story: Recap of story 'The lion and the mouse'. d) Concept: Recap of concept big x small, sit x stand and open x close. e) Activity book pg 17. f) Introduction of letter 'Gg'.	a) Talk to the child on Islamic greeting and informal talk. Recap of Q.no. 1-7. b) Recap of rhyme with action and rhythm. c) Story: Recap of story 'The lion and the mouse' by showing puppets flash cards and models through dramatization. d) Recap of concept big x small, sit x stand and open x close. e) Activity book pg 17. f) Introduction of letter 'Gg' using flex, black board and phonic sound.	Justified <input type="checkbox"/>
	Math: Recap & Rd Activity book pg 7.	Recap & Rd Activity book pg 7- Trace no. 6.	Justified <input type="checkbox"/>
	EVS: a) Recap of Topic 'Clothes'. b) Recap of colours 'Red', 'Blue' and 'Green'. c) Activity book pg 99.	a) Recap of Topic 'Clothes' informal talk, blackboard, flash cards, flex, conversation question and answers. b) Recap of colour 'Red', 'Blue' & 'Green' by showing objects. c) Activity book pg 99 - Do finger tip printing in the given clothes.	Justified <input type="checkbox"/>
	Break time:	Islamic etiquette of eating and practical demo.	Justified <input type="checkbox"/>
	Freeplay/games: a) Activity: 79 b) Activity: 120	a) Take the children out in the open place and allow the child to play freely on slider, tricycle, running race... b) Button sorting cup. c) paper cup letters and picture matching (Aa - Ff)	Justified <input type="checkbox"/>
	Activity: Sand paper cut out.	Sand paper cut out tracing 'Cc' & 'Dd' Assemble letters 'Cc' & 'Dd'.	Justified <input type="checkbox"/>
	Rhyme: Recite rhyme a) 'Chubby Cheeks'. b) Rolly Polly and other rhymes.	Recite rhyme 'Chubby Cheeks'	Justified <input type="checkbox"/>
Homework: Eng: Recite rhyme 'Chubby Cheeck'.			

Teacher Assessment:

Smiley for today's involvement, learning and enjoyment of teacher and students.





With the best knowledge & Imaan, I rate my accomplishment today as



When	What	How	Work done
Day 50 14 th Aug Tue	Deeniyat: Recap of paani peene ki sunnat.	Recap of paani peene ki sunnat.	Justified <input type="checkbox"/>
	English: a) Story: Recap of story 'The lion and the mouse'. b) Concept: Recap of concept big x small, sit x stand and open x close. c) Recap of letter 'Aa' - 'Gg'. d) Activity book pg 18.	a) Story: Recap of story 'The lion and the mouse' by showing puppets flash cards and models through dramatization. b) Recap of concept big x small, sit x stand and open x close. c) Recap of letter 'Aa' - 'Gg' using flex, black board and phonic sound. d) Activity book pg 18 - Trace the letter 'Gg' and do finger tip printing in the goat.	Justified <input type="checkbox"/>
	Math: a) Recap of numbers 1 -6. b) Recap of oral counting 1-10. c) Activity book pg 69.	a) Recap of numbers 1 -6 using flex, blackboard and objects. b) Recap of oral counting 1-10. c) Activity book pg 69 - Trace the number 6 and tick the box which has six cows.	Justified <input type="checkbox"/>
	Break time:	Islamic etiquette of eating and practical demo.	Justified <input type="checkbox"/>
	Freeplay/games: Indoor free play.	Provide the material in the classroom - puzzles, inserting blacks, beads. And allow them to play freely in the class.	Justified <input type="checkbox"/>
	Activity: Deeniyat.	Deeniyat- Ask individually Suratul faathia aayat 1 to 3.	Justified <input type="checkbox"/>
	Rhyme: Recap of rhymes Rolly polly & 'Johny Johny'.	Recap of rhymes Rolly polly & 'Johny Johny'.	Justified <input type="checkbox"/>
	Story: Recap of story 'Lion and The Mouse'.	Recap of story 'Lion and The Mouse'.	Justified <input type="checkbox"/>
Homework: Eng: Recite rhyme 'Ont two three'.			


Teacher Assessment:

Smiley for today's involvement, learning and enjoyment of teacher and students. 

With the best knowledge & Imaan, I rate my accomplishment today as  10

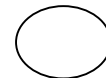
15th August 2018 - Wednesday

Note: Independence Day & Fancy Dress Competition.

When	What	How	Work done
Day 51 16 th Aug Thu	Deeniyat: Recap of klaima-e-taiyyibah.	Recap of klaima-e-taiyyibah.	Justified <input type="checkbox"/>
	English: a) Introduction conversation Q.8. b) Rhyme: Introduction of rhyme 'The trees are green'. c) Introduction of up open curve. d) Recap of letter 'Aa' - 'Gg'. e) Activity book pg 15.	a) Introduction conversation Q.8. b) Introduction of rhyme 'The trees are green' with action and rhythm. c) Introduction of up open curve  . Using black board, slate work and sand tray practice. d) Recap of letter 'Aa' - 'Gg' using flex, black board and phonic sound. e) Activity book pg 15 - Trace the given letter 'Aa-Dd'.	Justified <input type="checkbox"/>
	Math: a) Recap of numbers 1 -6. b) Recap of oral counting 1-10.	a) Recap of numbers 1 -6 using flex, blackboard and objects. b) Recap of oral counting 1-10.	Justified <input type="checkbox"/>
	EVS: a) Recap of Topic 'Vegetables'. b) Recap of colours 'Red', 'Blue' and 'Green'.	a) Recap of Topic 'Vegetables' informal talk, blackboard, flash cards, flex, conversation question and answers. b) Recap of colour 'Red', 'Blue' & 'Green' by showing objects.	Justified <input type="checkbox"/>
	Break time:	Islamic etiquette of eating and practical demo.	Justified <input type="checkbox"/>
	Freeplay/games: a) Indoor freeplay. b) Activity: 121	a) Take the children out in the open place and allow the child to play freely on slider, tricycle, running race.... b) Activity: 121 number identification on number cards.	Justified <input type="checkbox"/>
	Activity: My art cart book 'A' pg 20.	My art cart book 'A' pg 20 - Lady's finger impression.	Justified <input type="checkbox"/>
Homework: Eng: Picture reading Rd pg 8.			

Teacher Assessment:

Smiley for today's involvement, learning and enjoyment of teacher and students.



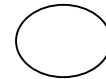
With the best knowledge & Imaan, I rate my accomplishment today as



When	What	How	Work done
Day 52 17 th Aug Fri	Deeniyat: Recap.	Make the child follow sunnat 1.	Justified <input type="checkbox"/>
	EVS: a) Recap of Topic 'Vegetables'. b) Recap of colours 'Red', 'Blue' and 'Green'.	a) Recap of Topic 'Vegetables' informal talk, blackboard, flash cards, flex, conversation question and answers. b) Recap of colour 'Red', 'Blue' & 'Green' by showing objects.	Justified <input type="checkbox"/>
	Break time:	Islamic etiquette of eating and practical demo.	Justified <input type="checkbox"/>
	Freeplay/games: a) Activity 79. b) Activity 120.	a) Activity 79-button sorting cup. b) Activity: 120 paper cup letter and picture matching (Aa-Ff). (MS kindergarten activity book)	Justified <input type="checkbox"/>
	Rhyme: Introduction of new rhyme 'The Trees are Green'.	Introduction of new rhyme 'The Trees are Green'.	Justified <input type="checkbox"/>
Homework: Math: Practice practical counting 1-5.			

Teacher Assessment:

Smiley for today's involvement, learning and enjoyment of teacher and students.





With the best knowledge & Imaan, I rate my accomplishment today as

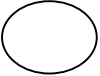



When	What	How	Work done
Day 53 20 th Aug Mon	Deeniyat: Introduction of paani peene ki sunnat.	Introduction of paani peene ki sunnat 2 & explain about it.	Justified <input type="checkbox"/>
	English: a) Conversation questions: Q/A 1-8. b) Recap of strokes and curves. c) Introduction of letter 'Hh'. d) Activity book pg 7.	a) Talk to the child on Islamic greeting and informal talk. Recap of Q.no. 1-8. b) Recap of standing, sleeping, slanting lines, right and left open curve and up open curve —\ / C D U. Using black board, slate work and sand tray practice. c) Introduction of letter 'Hh' using flex, black board and phonic sound. d) Activity book pg 7.	Justified <input type="checkbox"/>
	EVS: a) Recap of Topic 'Clothes' and 'Vegetables'. b) Recap of colours 'Red', 'Blue' and 'Green'.	a) Recap of Topic 'Vegetables' informal talk, blackboard, flash cards, flex, conversation question and answers. b) Recap of colour 'Red', 'Blue' & 'Green' by showing objects.	Justified <input type="checkbox"/>
	Math: Recap and introduction of number 7.	Recap and introduction of number 7 using flex, black board and objects.	Justified <input type="checkbox"/>
	Break time:	Islamic etiquette of eating and practical demo.	Justified <input type="checkbox"/>
	Activity: a) Fun with strokes. b) Activity: 52 c) Activity: 120.	Fun with strokes. Draw strokes on a paper and provide colourful buttons to the kids and ask them to arrange the buttons according to the strokes given. b) Activity: 52 letter matching board. c) Activity: 120 paper cup letter and picture matching.	Justified <input type="checkbox"/>
Homework: EVS: Picture reading pg 4-5.			

Teacher Assessment:

Smiley for today's involvement, learning and enjoyment of teacher and students. 

With the best knowledge & Imaan, I rate my accomplishment today as 

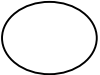
When	What	How	Work done
Day 54 21 st Aug Tue	Assembly time: Deeniyat Naat.	Refer reader pg 19.	Justified <input type="checkbox"/>
	English: a) Conversation questions: Q/A 1-8. b) Introduction of down open curve. c) Recap of letter 'Aa' - 'Hh'. d) Activity book pg 19.	a) Talk to the child on Islamic greeting and informal talk. Recap of Q.no. 1-8. b) Introduction of down open curve - \ / C O U N Using black board, slate work and sand tray practice. c) Recap of letter 'Aa' - 'Hh' using flex, black board and phonic sound. d) Activity book pg 19 - Trace the letter 'Hh' and do crepe paper collage in hen.	Justified <input type="checkbox"/>
	Math: a) Recap of numbers 1 - 7. b) Introduction of oral counting 11-15. c) Practice practical counting 1-5. d) Rd Activity pg 8.	a) Recap of numbers 1-7 using flex, blackboard and objects. b) Introduction of oral counting 11-15. c) Practice practical counting 1-5. d) Rd Activity pg 8 - Trace the given number 7.	Justified <input type="checkbox"/>
	Break time:	Islamic etiquette of eating and practical demo.	Justified <input type="checkbox"/>
	Freeplay/Games: a) Indoor freeplay. b) Budding designers	a) Provide the material in the classroom puzzles, inserting blocks, beads... and allow them to play freely in the class. b) Budding designers Ref. Activity 161 to 176	Justified <input type="checkbox"/>
	Activity: Deeniyat.	Explain about paani peene ki sunnat ki ahmiyat.	Justified <input type="checkbox"/>
	Rhyme: Recite 'Clean up song'.	'Clean up song' Twinkle, Twinkle little star Time to clean up where you are Put the toy's, things back in their place Keep a smile on your face Twinkle, Twinkle little star.	Justified <input type="checkbox"/>
	Story: Enacting of story 'Lion and The Mouse'.	Enacting of story 'Lion and The Mouse'.	Justified <input type="checkbox"/>
Homework: Eng: Slate practice of curves.			
Teacher Assessment: Smiley for today's involvement, learning and enjoyment of teacher and students.  With the best knowledge & Imaan, I rate my accomplishment today as 			

Note: 22nd - 23rd August 2018 - Wednesday-Thursday

Id-ul-Adha Holiday.

When	What	How	Work done
Day 55	Deeniyat: Recap.	Make the child repeat sunnat 1 & 2.	Justified <input type="checkbox"/>
	EVS: a) Introduction of Topic 'Home Appliances' & Recap.	a) Introduction of Topic 'Home Appliances' & Recap.	Justified <input type="checkbox"/>
	Break time:	Islamic etiquette of eating and practical demo.	Justified <input type="checkbox"/>
24 th Aug Fri	Freeplay/Games: Arranging values.	Drawing numbers on the floor and make children arrange values along with the numbers and teacher to provide the material (ice-cream sticks, pencils, crayons....) and facilitate learning.	Justified <input type="checkbox"/>
	Rhyme: Recite songs learnt	a) Clean up song. b) My Body. c) Rolly Polly. d) Shapes.	Justified <input type="checkbox"/>
Homework: Math: Slate practice of numbers 1-4.			

Teacher Assessment:

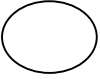
Smiley for today's involvement, learning and enjoyment of teacher and students. 

With the best knowledge & Imaan, I rate my accomplishment today as





When	What	How	Work done
Day 56 27 th Aug Mon	Deeniyat: Introduction of huroof-e-tahajji.	Introduce of huroof-e-tahajji م - ش with tajweed.	Justified <input type="checkbox"/>
	English: a) Conversation questions: Q/A 1-8. b) Introduction of concept full x empty. c) Recap of letter 'Aa' - 'Hh'. d) Activity book pg 8.	a) Talk to the child on Islamic greeting and informal talk. Recap of Q.no. 1-8. b) Introduction of concept full x empty, using charts, objects, classroom, material and practical demo. c) Recap of letter 'Aa' - 'Hh', using flex, black board and phonic sound. d) Activity book pg 8.	Justified <input type="checkbox"/>
	Math: a) Recap of number 1 - 7. b) Introduction of number 8. c) Recap of oral counting 1-15. d) Recap of shape circle and triangle. e) Activity book pg 70.	a) Recap of number 1-7. b) Introduction of number 8 using flex, blackboard and objects. c) Recap of oral counting 1-15. d) Recap of shape circle and triangle. e) Activity book pg 70 - Tracing and colouring.	Justified <input type="checkbox"/>
	EVS: a) Recap of Topic 'Home Appliances'. b) Introduction of Q.1-2 (Home appliance), pg 8. c) Introduction of colour 'Yellow'.	a) Recap of Topic 'Home Appliances' informal talk, blackboard, flash cards, flex, conversation question and answers. b) Introduction of Q.1-2 (Home appliance), pg 8. c) Introduction of 'Yellow' colour by showing yellow colour objects, picture of flowers.	Justified <input type="checkbox"/>
	Break time:	Islamic etiquette of eating and practical demo.	Justified <input type="checkbox"/>
	Freeplay/Games: Indoor freeplay.	a) Activity18: Caterpillar number matching. b) Activity11: Number identification and counting.	Justified <input type="checkbox"/>
	Activity: Fine motor activities.	Dig and find. Take some sand in a tray hide letters and ask the students to search letters hidden in the sand.	Justified <input type="checkbox"/>
Homework: EVS: Picture reading Rd 6-7.			

Teacher Assessment:

Smiley for today's involvement, learning and enjoyment of teacher and students. 

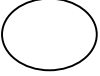
With the best knowledge & Imaan, I rate my accomplishment today as



When	What	How	Work done
Day 57 28 th Aug Tue	Assembly time: Deeniyat Naat.	Refer reader pg 19.	Justified <input type="checkbox"/>
	English: a) Introduction of Q.9. b) Recap of concept full x empty, big x small, open close & sit x stand. c) Recap of letter 'Aa' - 'Hh'. d) Rd activity pg 10.	a) Introduction of Q.9. What do you say when you hurt someone? b) Recap of concept full x empty, big x small, open close & sit x stand using charts, objects, classroom, material and practical demo. c) Recap of letter 'Aa' - 'Hh', using flex, black board and phonic sound. d) Rd activity pg 10.	Justified <input type="checkbox"/>
	Math: a) Recap of numbers 1 -8. b) Recap of oral counting 1-15. c) Introduction of practical counting 6-7. d) Rd Activity pg 9.	a) Recap of numbers 1 -8 using flex, blackboard and objects. b) Recap of oral counting 1-15. c) Introduction of practical counting 6-7. d) Rd Activity pg 9 - Trace the given number 8.	Justified <input type="checkbox"/>
	Break time:	Islamic etiquette of eating and practical demo.	Justified <input type="checkbox"/>
	Freeplay/Games: Indoor freeplay.	a) Activity18: Caterpillar number matching. b) Activity11: Number identification and counting.	Justified <input type="checkbox"/>
	Activity: a) Deeniyat b) Fine motor activities.	a) Deeniyat - Assignment 6, pg 41. b) Dig and find. Take some sand in a tray hide letters and ask the students to search letters hidden in the sand.	Justified <input type="checkbox"/>
	Rhymes: Recite the Vegetable rhyme.	Tomatoes and carrots cabbage and peas look so yummy all red and green. So little children eat them every day it makes you grow strong & smart.	Justified <input type="checkbox"/>
	Story: Recap story ' The Lion and The Mouse'	a) Recap story 'The Lion and The Mouse'by showing book, puppets and models, through dramatization. b) The "Monkey and The Mirror" Let children say the story and one group of children enact. Provide puppets and relevant material to the children for the same.	Justified <input type="checkbox"/>
Homework: Eng: Slate practice of letter 'Aa-B'.			
Teacher Assessment: Smiley for today's involvement, learning and enjoyment of teacher and students.  With the best knowledge & Imaan, I rate my accomplishment today as 			

When	What	How	Work done
Day 58 29 th Aug Wed	Deeniyat: Introduction of paani peene ki sunnat.	Introduce sunnat 3 & explain about it.	Justified <input type="checkbox"/>
	English: a) Rhyme: Introduction of rhyme 'Animals sound'. b) Recap of concept full x empty, big x small, open close & sit x stand. c) Recap of letter 'Aa' - 'Hh'.	a) Introduction of rhyme 'Animals sound' with action and rhythm. b) Recap of concept full x empty, big x small, open close & sit x stand using charts, objects, classroom, material and practical demo. c) Recap of letter 'Aa' - 'Hh', using flex, black board and phonic sound.	Justified <input type="checkbox"/>
	Math: a) Recap of numbers 1 -8. b) Recap of oral counting 1-15. c) Introduction of practical counting 6-7.	a) Recap of numbers 1 -8 using flex, blackboard and objects. b) Recap of oral counting 1-15. c) Introduction of practical counting 6-7.	Justified <input type="checkbox"/>
	EVS: a) Recap of Topics 'Home Appliances'. b) Recap of colour 'Yellow'. c) Activity book pg 101.	a) Recap of Topics 'Home Appliances' informal talk, blackboard, flash cards, flex, conversation question and answers. b) Recap of 'Yellow' colour by showing yellow colour objects, picture of flowers. c) Activity book pg 101 - Colour the given washing machine using black & white.	Justified <input type="checkbox"/>
	Break time:	Islamic etiquette of eating and practical demo.	Justified <input type="checkbox"/>
	Freeplay/Games: a) Jumping in shape triangle. b) Activity 86:	a) Draw a triangle on the floor and have jumping activity. b) floor game - Shape matching	Justified <input type="checkbox"/>
	Activity: Fine motor activities.	Dig and find. Take some sand in a tray hide letters and ask the students to search letters hidden in the sand.	Justified <input type="checkbox"/>
	Rhymes: a) Recite vegetable rhymes. b) Recap Rolly Polly rhymes	a) Tomatoes and carrots Cabbage and peas Look so yummy, All red and green, So little children, Eat them everyday, It make you grow Strong and smart. b) Rolly Polly.	Justified <input type="checkbox"/>
Homework: Math: Prctice practical number pg 6-7.			

Teacher Assessment:

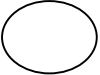
Smiley for today's involvement, learning and enjoyment of teacher and students. 

With the best knowledge & Imaan, I rate my accomplishment today as





When	What	How	Work done
Day 59 30 th Aug Thu	Deeniyat: Recap.	Make the child repeat sunnat 1 to 3.	Justified <input type="checkbox"/>
	English: a) Rhyme: Recap of rhymes. b) Recap of letter 'Aa' - 'Hh' c) Introduction of letter 'Ii'. d) Activity book pg 56.	a) Recap of rhymes with action and rhythm. b) Recap of letter 'Aa' - 'Hh'. c) Introduction of letter 'Ii', using flex, black board and phonic sound. d) Activity book pg 56 - colour the glass which is full.	Justified <input type="checkbox"/>
	Math: a) Recap of numbers 1 -8. b) Introduction of practical counting number 8. c) Recap of shape circle and triangle. d) Activity book pg 71.	a) Recap of numbers 1 -8 using flex, blackboard and objects. b) Introduction of practical counting number 8. c) Recap of shape circle and triangle. d) Activity book pg 71.	Justified <input type="checkbox"/>
	EVS: a) Recap of Topics 'Home Appliances'. b) Recap of colour 'Yellow'. c) Introduction of C. Q. 3-4.	a) Recap of Topics 'Home Appliances' informal talk, blackboard, flash cards, flex, conversation question and answers. b) Recap of 'Yellow' colour by showing yellow colour objects, picture of flowers. c) Introduction of C. Q. 3-4.	Justified <input type="checkbox"/>
	Break time:	Islamic etiquette of eating and practical demo.	Justified <input type="checkbox"/>
	Freeplay/Games: Crawling race.	Take the children out in the open have crawling race and distribute chocolate to motivate all the students. Ref. Activity 89 crawling under and activity 91: obstacale course	Justified <input type="checkbox"/>
	Activity: Old news paper pieces pasting on the big chart (group activity).	Use the chart and draw a big ice-cream and make the children tear and paste small pieces of old news papers and do collage of ice-cream and tlak about it. (Ii - Ice-cream).	Justified <input type="checkbox"/>
	Homework: Eng: Picture reading Rd pg 11.		

Teacher Assessment:

Smiley for today's involvement, learning and enjoyment of teacher and students. 

With the best knowledge & Imaan, I rate my accomplishment today as



When	What	How	Work done
Day 60 31 st Aug Fri	Deeniyat: Recap.	Make the child follow sunnat 1,2,3.	Justified <input type="checkbox"/>
	EVS: a) Recap of Topics 'Home Appliances'. b) Recap of colour 'Yellow'. c) Recap of C. Q. 3-4.	a) Recap of Topics 'Home Appliances' informal talk, blackboard, flash cards, flex, conversation question and answers. b) Recap of 'Yellow' colour by showing yellow colour objects, picture of flowers. c) Recap of C. Q. 3-4.	Justified <input type="checkbox"/>
	Break time:	Islamic etiquette of eating and practical demo.	Justified <input type="checkbox"/>
	Freeplay/games: Outdoor freeplay.	a) Take the children out in the open place and allow the child to play freely on slider, tricycle, running race.... b) Activity 94: Roll ball through the number.	Justified <input type="checkbox"/>
	Activity: Fine motor skills.	a) Punch holes in cardboard paper, cards and given your children lace to take in and out of the punch holes. b) Activity 4: Cutting through the strokes. c) Activity 8: Sorting. d) Activity 17: Number value pipe cleaner and bottle. (MS kindergarten activity book)	Justified <input type="checkbox"/>
	Rhymes: Recap of Vegetable song.	Recap of Vegetable song.	Justified <input type="checkbox"/>
Homework: Math: Practice numbers 5-6.			
Teacher Assessment: Smiley for today's involvement, learning and enjoyment of teacher and students.  With the best knowledge & Imaan, I rate my accomplishment today as 			

Note: 3rd September 2018 - Monday

Krishna Ashtami Holiday

4th September 2018 - Tuesday

2nd Field Trip Shopping Mall & Park.

Note: 4th September, use page My art cart book 'A' to take the reflection/ feedback of the child about the field trip. The child can draw, what he has seen or what he liked or disliked during the field trip. Provide an opportunity for the Guide child to speak / share his /her reflection.