

## Day wise plan for the month of August 2018

### Class - Playgroup - Telangana

When	What	How	Workdone
Day 42  1 <sup>st</sup> Aug Wed	<b>Deeniyat:</b> Recap.	Recap of nuqte through flash card.	Justified <input type="checkbox"/>
	<b>English:</b> a) Recap of conversation questions 1-3 and intro of Q.4. b) Recap of rhymes. c) Stroke: Recap of strokes standing, right & left slanting lines and right & left open curve d) Recap of letters 'Aa'-'Ee'.	a) Recap of conversation question 1-3 and intro of Q.4. In which class do you study? b) Recap of rhyme with action and rhythm. c) Stroke: Recap of strokes standing, right & left slanting line and right and left open curve. d) Recap of letters 'Aa'-'Ee' with phonic sound and objects, using flash card, black board and flex.	Justified <input type="checkbox"/>
	<b>Math:</b> a) Recap of oral counting 1-5. b) Recap of identification of number 1- 3 and intro of number 4. c) Recap of shape 'Triangle'.	a) Recap of oral counting 1-5. b) Recap of identification of number 1-3 and intro of number 4 using flash card, objects and flex. c) Recap of shape 'Triangle', by showing objects classroom material, blackboard and flex.	Justified <input type="checkbox"/>
	<b>EVS:</b> a) Recap of topic 'Fruits'. b) Recap of colour 'Red, Blue & Green'.	a) Recap of topic 'Fruits' using flash card, black board, flex and conversation questions and talk about healthy habits. b) Recap of colour 'Red, Blue & Green' by showing different objects.	Justified <input type="checkbox"/>
	<b>Break time:</b>	Islamic etiquette of eating and practical demo.	Justified <input type="checkbox"/>
	<b>Activity:</b>	Buddin designer's practice. Facilitators should provide blocks, paper plates, paper cups, straws etc for this activity. (MS kindergarten activity book - Activities 161-176).	Justified <input type="checkbox"/>
	<b>Story:</b> 'The monkey and the Mirror'	One day monkey found a Mirror in the forest. He was surprised and said who is this? Looking in to the mirror he is copying me. What is this? Hoot hoot! this is a mirror the bird & aid. 'Look you can see yourself in the mirror! Monkey was naughty he started jumping making face and enjoyed involve the kids by doing funny actions.	Justified <input type="checkbox"/>

**Teacher Assessment:**

Smiley for today's involvement, learning and enjoyment of teacher and students.

With the best knowledge & Imaan, I rate my accomplishment today as




When	What	How	Workdone
Day 43  2 <sup>nd</sup> Aug Thu	<b>Deeniyat:</b> Introduction of nuqte.	Introduce nuqte 5 <sup>th</sup> line, pg 3.	Justified <input type="checkbox"/>
	<b>English:</b> a) Recap of conversation questions 1-4. b) Intro of rhyme 'Roses are red'. c) Stroke: Recap of strokes standing, sleeping, right & left slanting lines and right & left open curve d) Recap of letters 'Aa'-'Ee'.	a) Recap of conversation question 1-4. b) Intro of rhyme 'Roses are red' with action and rhythm. c) Stroke: Recap of strokes standing, sleeping right & left slanting line and right and left open curve. d) Recap of letters 'Aa'-'Ee' with phonic sound and objects, using flash card, black board and flex.	Justified <input type="checkbox"/>
	<b>Math:</b> a) Recap of oral counting 1-5. b) Recap of identification of number 1- 4. c) Intro of practical counting 3-4. d) Recap of shape 'Triangle'.	a) Recap of oral counting 1-5. b) Recap of identification of number 1- 4 using flash card, objects and flex. c) Intro of practical counting 3-4. d) Recap of shape 'Triangle', by showing objects classroom material, blackboard and flex.	Justified <input type="checkbox"/>
	<b>EVS:</b> a) Recap of topic 'Fruits'. b) Recap of colour 'Red, Blue & Green'.	a) Recap of topic 'Fruits' using flash card, black board, flex and conversation questions and talk about healthy habits. b) Recap of colour 'Red, Blue & Green' by showing different objects.	Justified <input type="checkbox"/>
	<b>Break time:</b>	Islamic etiquette of eating and practical demo.	Justified <input type="checkbox"/>
	<b>Freeplay/games:</b>	a) Activity 116- Alphabet and picture matching pocket. b) Activity 120- Paper cup letter and picture matching. (MS kindergarten activity book).	Justified <input type="checkbox"/>
	<b>Activity:</b>	Activity 108- Plastic letter matching tray. Activity 117- Road letters. (MS kindergarten activity book).	Justified <input type="checkbox"/>

**Teacher Assessment:**

Smiley for today's involvement, learning and enjoyment of teacher and students.

With the best knowledge & Imaan, I rate my accomplishment today as

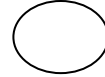


**3<sup>rd</sup> August 2018 - Friday**  
**Budding Designer Competition.**

When	What	How	Workdone
Day 44  3 <sup>rd</sup> Aug Fri	<b>Budding Designer Competition.</b>	<b>Budding Designer Competition.</b>	Justified <input type="checkbox"/>

**Teacher Assessment:**

Smiley for today's involvement, learning and enjoyment of teacher and students.



With the best knowledge & Imaan, I rate my accomplishment today as



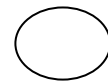
**6<sup>th</sup> August 2018 - Monday  
Bonalu Holiday.**

When	What	How	Workdone
Day 45  7 <sup>th</sup> Aug Tue	<b>Assembly time:</b> Deeniyat dua.	Refer reader pg 1.	Justified <input type="checkbox"/>
	<b>English:</b> a) Recap of conversation questions 1-4. b) Recap of concept big x small. c) Recap of letters 'Aa-'Ee' and intro of letter 'Ff'.	a) Recap of conversation question 1-4. b) Recap of concept big x small. c) Recap of letters 'Aa-'Ee' and intro of letter 'Ff' with phonic sound and objects, using flash card, black board and flex.	Justified <input type="checkbox"/>
	<b>Math:</b> a) Recap of oral counting 1-5. b) Recap of identification of number 1- 4. c) Intro of practical counting 3-4. d) Recap of shape 'Triangle'.	a) Recap of oral counting 1-5. b) Recap of identification of number 1- 4 using flash card, objects and flex. c) Intro of practical counting 3-4. d) Recap of shape 'Triangle', by showing objects classroom material, blackboard and flex.	Justified <input type="checkbox"/>
	<b>Break time:</b>	Islamic etiquette of eating and practical demo.	Justified <input type="checkbox"/>
	<b>Freeplay/games:</b> Indoor free play.	Activity 114- Magic letter. Activity 115- Letter threading through pieces of straw. Activity 119- Driving through the letter road. (MS kindergarten activity book).	Justified <input type="checkbox"/>
	<b>Activity:</b> Deeniyat- Assignment 7, Finger tip printing, pg 26.	Deeniyat- Assignment 7, Finger tip printing, pg 26.	Justified <input type="checkbox"/>
	<b>Story:</b> Narrate the story 'The lion and the Mouse'	Narrate the story 'The lion and the Mouse' using book, puppets or models and through dramatization.	Justified <input type="checkbox"/>
	<b>Rhyme:</b> Vegetable song.	Recite Vegetable song.	Justified <input type="checkbox"/>

**Teacher Assessment:**

Smiley for today's involvement, learning and enjoyment of teacher and students.

With the best knowledge & Imaan, I rate my accomplishment today as

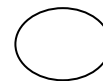


When	What	How	Workdone
Day 46  8 <sup>th</sup> Aug Wed	<b>Deeniyat:</b> Recap.	Make the child identify nuqte through flash cards.	Justified <input type="checkbox"/>
	<b>English:</b> a) Recap of conversation question no 1-7. b) Introduction of strokes down open curve. c) Recap of letters 'Aa'-'Jj'. d) Recap of hindi rhyme 'Lal tamatar'. e) Rd activity pg 10.	a) Recap of conversation question no 7 with correct pronunciation. b) Introduction of strokes down open curve ∩. c) Recap of letters 'Aa'-'Jj' by showing objects, informal talk and sand paper flash cards of letters and flex with phonic sound. d) Recap of hindi rhyme 'Lal tamatar' with actions. e) Rd activity pg 10 - circle the correct letter for the given picture.	Justified <input type="checkbox"/>
	<b>Math:</b> a) Recap of oral counting 1-10. b) Recap of identification of number 1-5. c) Recap of oral counting 1-10. d) Recap of shapes circle and triangle.	a) Recap of oral counting 1-10 by doing actions clapping, hopping etc. b) Recap of identification of number 1-5 using flash card, objects and flex. c) Recap of oral counting 1-10. d) Recap of shapes circle and triangle.	Justified <input type="checkbox"/>
	<b>EVS:</b> a) Recap of topic 'Fruits'. b) Recap of colour 'Red, Blue & Green'.	a) Recap of topic 'Fruits' using flash card, black board, flex and conversation questions and talk about healthy habits. b) Recap of colour 'Red, Blue & Green' by showing different objects.	Justified <input type="checkbox"/>
	<b>Break time:</b>	Islamic etiquette of eating and practical demo.	Justified <input type="checkbox"/>
	<b>Activity:</b> Fine motor skills.	Take a big carton box make 4 to 5 holes in it so that small balls can easily go. Ask kids to insert the balls in each hole. Deeniyat- Explain about khaane se pahle ki dua ki ahmiyat.	Justified <input type="checkbox"/>
	<b>Story:</b>	Use story period to guide children recite English and Hindi rhyme individually.	Justified <input type="checkbox"/>
	<b>Rhyme:</b> a) Recite the rhyme 'Scrub the kitchen floor'. b) Twinkle Twinkle	a) Recite the rhyme 'Scrub the kitchen floor'. b) Twinkle Twinkle	Justified <input type="checkbox"/>

**Teacher Assessment:**

Smiley for today's involvement, learning and enjoyment of teacher and students.

With the best knowledge & Imaan, I rate my accomplishment today as

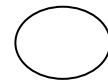


When	What	How	Workdone
Day 47  9 <sup>th</sup> Aug Thu	<b>Deeniyat:</b> Recap + Revise the portion.	Recap of nuqte complete, pg 3.	Justified <input type="checkbox"/>
	<b>English:</b> a) Recap of conversation question no 1-7. b) Recap of strokes up and down open curve. c) Recap of letters 'Aa-'Jj'.	a) Recap of conversation question no 1-7 with correct pronunciation. b) Recap of strokes up and down open curve ∪∩. c) Recap of letters 'Aa-'Jj' by showing objects, informal talk and sand paper flash cards of letters and flex with phonic sound.	Justified <input type="checkbox"/>
	<b>Math:</b> a) Recap of oral counting 1-10. b) Recap of identification of number 1-5. c) Recap of oral counting 1-10. d) Recap of shapes circle and triangle.	a) Recap of oral counting 1-10 by doing actions clapping, hopping etc. b) Recap of identification of number 1-5 using flash card, objects and flex. c) Recap of oral counting 1-10. d) Recap of shapes circle and triangle.	Justified <input type="checkbox"/>
	<b>EVS:</b> a) Recap of topic 'Home Appliances'. b) Recap of colour 'Yellow'.	a) Recap of topic 'Home Appliances' by showing models of home appliances to the studentns, informal talk, pictures cards, flex,black board and flash card. b) Recap of colour 'Yellow' by showing different objects, informal talk and conversation question.	Justified <input type="checkbox"/>
	<b>Break time:</b>	Islamic etiquette of eating and practical demo.	Justified <input type="checkbox"/>
	<b>Freeplay/Games:</b> Outdoor free play.	Take the children out in the open place and allow the children to play freely on slider, tricycle, running race.. Let children play balancing ball on a paper role. (Ms kindergarten activity book- Activity 5).	Justified <input type="checkbox"/>
	<b>Activity:</b> a) Sand tray practice. b) Letter matching cups.	a) Sand tray practice of letters. b) Letter matching cups- Activity 105. (MS kindergarten activity book).	Justified <input type="checkbox"/>

**Teacher Assessment:**

Smiley for today's involvement, learning and enjoyment of teacher and students.

With the best knowledge & Imaan, I rate my accomplishment today as

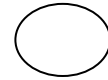


When	What	How	Workdone
Day 48  10 <sup>th</sup> Aug Fri	<b>Deeniyat:</b> Recap + Revise the portion.	Revise the portion.	Justified <input type="checkbox"/>
	<b>EVS:</b> a) Recap of topic 'Home Appliances'. b) Recap of colour 'Red, Blue & Yellow'.	a) Recap of topic 'Home Appliances' by showing models of home appliances to the students, informal talk, pictures cards, flex, black board and flash card. b) Recap of colour 'Red, Blue & Yellow' by showing different objects, informal talk and conversation question.	Justified <input type="checkbox"/>
	<b>Break time:</b>	Islamic etiquette of eating and practical demo.	Justified <input type="checkbox"/>
	<b>Freeplay/games:</b> Outdoor freeplay.	Take the children out in the open area. Draw circle and triangle on the floor and ask the children jump in circle, jump in triangle.	Justified <input type="checkbox"/>
	<b>Rhymes:</b> Recite rhymes learnt till now.	Recite rhymes learnt till now.	Justified <input type="checkbox"/>

**Teacher Assessment:**

Smiley for today's involvement, learning and enjoyment of teacher and students.

With the best knowledge & Imaan, I rate my accomplishment today as

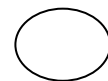


When	What	How	Workdone
	<b>Deeniyat:</b> Recap + Revise the portion.	Revise the portion.	Justified <input type="checkbox"/>
	<b>English:</b> a) Recap of conversation question no 1-7. b) Recap of strokes up and down open curve. c) Recap of letters 'Aa'-'Jj'.	a) Recap of conversation question no 1-7 with correct pronunciation. b) Recap of strokes up and down open curve $\cup \cap$ . c) Recap of letters 'Aa'-'Jj' by showing objects, informal talk and sand paper flash cards of letters and flex with phonic sound.	Justified <input type="checkbox"/>
Day 49	<b>Math:</b> a) Recap of oral counting 1-10. b) Recap of identification of number 1-5. c) Recap of oral counting 1-10. d) Recap of shapes circle and triangle.	a) Recap of oral counting 1-10 by doing actions clapping, hopping etc. b) Recap of identification of number 1-5 using flash card, objects and flex. c) Recap of oral counting 1-10. d) Recap of shapes circle and triangle.	Justified <input type="checkbox"/>
13 <sup>th</sup> Aug Mon	<b>EVS:</b> a) Recap of topic 'Home Appliances'. b) Recap of colour 'Red, Blue & Yellow'. c) Rd activity pg 17.	a) Recap of topic 'Home Appliances' by showing models of home appliances to the students, informal talk, pictures cards, flex, black board and flash card. b) Recap of colour 'Red, Blue & Yellow' by showing different objects, informal talk and conversation question. c) Rd activity pg 17-Match similar pictures.	Justified <input type="checkbox"/>
	<b>Break time:</b>	Islamic etiquette of eating and practical demo.	Justified <input type="checkbox"/>
	<b>Freeplay/games:</b> Outdoor games.	Take the children out in the open place and allow the child to play freely on slider, tricycle, running race.	Justified <input type="checkbox"/>
	<b>Activity:</b> a) Slate practice of strokes and curves. b) Make a house with ice-cream sticks.	a) Slate practice of strokes and curves. b) Make a house with ice-cream sticks.	Justified <input type="checkbox"/>


**Teacher Assessment:**

Smiley for today's involvement, learning and enjoyment of teacher and students.

With the best knowledge & Imaan, I rate my accomplishment today as





When	What	How	Workdone
Day 50  14 <sup>th</sup> Aug Tue	<b>Deeniyat:</b> Recap + Revise the portion.	Revise the portion.	Justified <input type="checkbox"/>
	<b>English:</b> a) Recap of conversation question no 1-7. b) Recap of strokes up and down open curve, right and left open curve. c) Recap of letters 'Aa'-'Jj'.	a) Recap of conversation question no 1-7 with correct pronunciation. b) Recap of strokes up and down open curve , right and left open curve  c) Recap of letters 'Aa-'Jj' by showing objects, informal talk and sand paper flash cards of letters and flex with phonic sound.	Justified <input type="checkbox"/>
	<b>Math:</b> a) Recap of oral counting 1-10. b) Recap of identification of number 1-5. c) Recap of oral counting 1-10. d) Recap of shapes circle and triangle.	a) Recap of oral counting 1-10 by doing actions clapping, hopping etc. b) Recap of identification of number 1-5 using flash card, objects and flex. c) Recap of oral counting 1-10. d) Recap of shapes circle and triangle.	Justified <input type="checkbox"/>
	<b>Break time:</b>	Islamic etiquette of eating and practical demo.	Justified <input type="checkbox"/>
	<b>Freeplay/games:</b> Outdoor games.	Take the children out in the open place and allow the child to play freely on slider, tricycle, running race.	Justified <input type="checkbox"/>
	<b>Activity:</b> a) Spindle box. b) Learning number with pegs.	a) Spindle box - teacher to make spindle box - two parts first with 0-4 and second with 5-9. Provide students ice-cream sticks and allow them to arrange the sticks in the spindle box according to the numbers from 0-9. b) Learning number with pegs - Activity no 23. (MS kindergarten activity book).	Justified <input type="checkbox"/>
	<b>Rhyme:</b> Recite rhyme 'Titly Rani'.	Recite rhyme 'Titly Rani'. Encourage individual recitation by children.	Justified <input type="checkbox"/>
	<b>Story:</b> Narrate the story 'The Monkey and the Mirror.	Narrate the story 'The Monkey and the Mirror, by showing books, puppets or models through dramatization.	Justified <input type="checkbox"/>

**Teacher Assessment:**

Smiley for today's involvement, learning and enjoyment of teacher and students.

With the best knowledge & Imaan, I rate my accomplishment today as



**Note: 15<sup>th</sup> August 2018 - Wednesday**

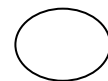
**Independence Day and Fancy Dress Competition.**

When	What	How	Workdone
Day 51  16 <sup>th</sup> Aug Thu	<b>Deeniyat:</b> Recap + Revise the portion.	Revise the portion.	Justified <input type="checkbox"/>
	<b>English:</b> a) Recap of conversation questions 3-4. b) Recap of concept 'open x close'. c) Recap of letters 'Aa'- 'Gg'.	a) Recap of conversation questions 3-4 with correct pronunciation. b) Recap of concept 'open x close' by doing practical demo involving students and showing flex. c) Recap of letters 'Aa-Gg' with phonic sound and objects, using flash cards, black board and flex.	Justified <input type="checkbox"/>
	<b>Math:</b> a) Recap of oral counting 1-5. b) Recap of identification of numbers 1- 4 and introduction of number 5. c) Recap of practical counting 3-4.	a) Recap of oral counting 1-5. b) Recap of identification of numbers 1- 4 and introduction of number 5 using flash card, objects and flex, Rd pg 6. c) Recap of practical counting 3-4.	Justified <input type="checkbox"/>
	<b>EVS:</b> a) Recap of topic 'Clothes'. b) Recap of colour 'Green'.	a) Recap of topic 'Clothes' by informal talk, picture cards, flex and flash card and through conversation Q/A. b) Recap of colour 'Green' by showing different objects of green colour.	Justified <input type="checkbox"/>
	<b>Break time:</b>	Islamic etiquette of eating and practical demo.	Justified <input type="checkbox"/>
	<b>Freeplay/games:</b> a) Indoor freeplay. b) Caterpillar pom pom counting.	a) Provide the material in the classroom puzzles, inserting blocks, beads etc and allow them to play freely in the class. b) Caterpillar pomp om counting. Refer activity 20.	Justified <input type="checkbox"/>
	<b>Activity:</b> Letter/number hunt.	Letter/number hunt. Take some sand in a tray hide letters and ask the students to search letters hidden in the sand. Refer: MS activity 129- Letter/number hunt.	Justified <input type="checkbox"/>

**Teacher Assessment:**

Smiley for today's involvement, learning and enjoyment of teacher and students.

With the best knowledge & Imaan, I rate my accomplishment today as

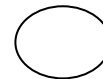


When	What	How	Workdone
Day 52	<b>Deeniyat:</b> Recap + Revise the portion.	Revise the portion.	Justified <input type="checkbox"/>
	<b>EVS:</b> a) Recap of topic 'Clothes'. b) Recap of colour 'Green'.	a) Recap of topic 'Clothes' by informal talk, picture cards, flex and flash card and through conversation Q/A. b) Recap of colour 'Green' by showing different objects of green colour.	Justified <input type="checkbox"/>
17 <sup>th</sup> Aug Fri	<b>Break time:</b>	Islamic etiquette of eating and practical demo.	Justified <input type="checkbox"/>
	<b>Freeplay/games:</b> Indoor freeplay.	Indoor freeplay.	Justified <input type="checkbox"/>
	<b>Rhymes:</b> Introduction of rhyme 'The Cat in the Cupboard'.	Introduction of rhyme 'The Cat in the Cupboard'.	Justified <input type="checkbox"/>

**Teacher Assessment:**

Smiley for today's involvement, learning and enjoyment of teacher and students.

With the best knowledge & Imaan, I rate my accomplishment today as

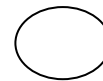


When	What	How	Workdone
Day 53  20 <sup>th</sup> Aug Mon	<b>Deeniyat:</b> Recap of kalima.	Make the child repeat kalima-e-taiyyibah along with the teacher.	Justified <input type="checkbox"/>
	<b>English:</b> a) Recap of strokes and curves. b) Recap of letters 'Aa'- 'Gg' and introduction of letter 'Hh'. c) Recap of rhyme 'A Cat in the Cupboard'.	a) Recap of strokes and curves  —\✓◊. b) Recap of letters 'Aa-Gg' and introduction of letter 'Hh' by showing objects, informal talk and sand paper flash cards of letters and flex with phonic sound. c) Recap of rhyme 'A Cat in the Cupboard' with body action and correct pronunciation.	Justified <input type="checkbox"/>
	<b>Math:</b> a) Recap of oral counting 1-5. b) Recap of identification of numbers 1- 4 and introduction of number 5. c) Recap of practical counting 3-4.	a) Recap of oral counting 1-5. b) Recap of identification of numbers 1- 4 and introduction of number 5 using flash card, objects and flex, Rd pg 6. c) Recap of practical counting 3-4.	Justified <input type="checkbox"/>
	<b>EVS:</b> a) Introduction of topic 'Home Appliances'. b) Recap of colour 'Green'.	a) Introduction of topic 'Home Appliances' by showing models of home appliances to the students, informal talk, picture cards, flex, black board and flash cards. b) Recap of colour 'Green' by showing different objects green in colour.	Justified <input type="checkbox"/>
	<b>Break time:</b>	Islamic etiquette of eating and practical demo.	Justified <input type="checkbox"/>
	<b>Freeplay/games:</b> Jumping in shape triangle.	Draw a triangle on the floor and ask students to jump from sleeping line to slanting line. Also jump in the triangle, jump out of the triangle jump 1 time, 2 time, 3 time in the triangle.	Justified <input type="checkbox"/>
	<b>Activity:</b> Fine motor skills.	Give your child unbreakable bottles with lids. Ask them to turn the lids in the anti clockwise direction to open and in the clockwise direction to close. Tell your child to open and close taps while washing hands and brushing teeth. a) Open & close bottle caps. (MS activity 149) b) Sorting (MS activity 8) c) Inserting pipe cleaners (MS activity 41). (MS kindergarten activity book).	Justified <input type="checkbox"/>

**Teacher Assessment:**

Smiley for today's involvement, learning and enjoyment of teacher and students.

With the best knowledge & Imaan, I rate my accomplishment today as



When	What	How	Workdone
Day 54  21 <sup>th</sup> Aug Tue	<b>Assembly time:</b> Deeniyat dua.	Refer reader pg 1.	Justified <input type="checkbox"/>
	<b>English:</b> a) Introduction of conversation question no 5. b) Recap of letters 'Aa'-'Hh'. c) Recap of rhyme 'A Cat in the Cupboard'.	a) Introduction of conversation question no 5 with correct pronunciation Q.5. What is your father's name? b) Recap of letters 'Aa-Hh' by showing objects, informal talk and sand paper flash cards of letters and flex with phonic sound. c) Recap of rhyme 'A Cat in the Cupboard' with physical action and correct pronunciation.	Justified <input type="checkbox"/>
	<b>Math:</b> a) Recap of oral counting 1-5. b) Recap of identification of numbers 1-5. c) Recap of practical counting 3-4.	a) Recap of oral counting 1-5. b) Recap of identification of numbers 1-5 using flash card, objects and flex. c) Recap of practical counting 3-4.	Justified <input type="checkbox"/>
	<b>Break time:</b>	Islamic etiquette of eating and practical demo.	Justified <input type="checkbox"/>
	<b>Freeplay/games:</b> a) Out door free play. b) Letter Hop Scotch.	a) Take the children out in the open place and allow the child to play freely on slider, tricycle, running race... b) Letter Hop Scotch. (MS kindergarten activity book-Activity 128).	Justified <input type="checkbox"/>
	<b>Activity:</b> a) Deeniyat. b) Crawling race.	a) Deeniat- Assignment 8, finger tip printing, pg 27. b) Take the children out in the open area, let them have crawling race and distribute chocolate to motivate all the students. Also refer activity 89-crawling under in MS activity book. Instruct your menial staff to clean the floor well and ask the children to crawl under the table/benches/chair.	Justified <input type="checkbox"/>
	<b>Rhymes:</b> Recite vegetable rhymes.	Tomatoes and carrots, Cabbage and peas Look so yummy, All red and green So little children, Eat them everyday It make you grow, Strong and smart.	Justified <input type="checkbox"/>
<b>Stories:</b> 'The Monkey and the Mirror'	'The Monkey and the Mirror'	Justified <input type="checkbox"/>	

**Teacher Assessment:**

Smiley for today's involvement, learning and enjoyment of teacher and students.

With the best knowledge & Imaan, I rate my accomplishment today as



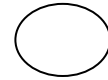
**Note: 22<sup>nd</sup> - 23<sup>rd</sup> August 2018 - Wednesday & Thursday  
Id-ul-Adha Holidays.**

When	What	How	Workdone
Day 55	<b>Deeniyat:</b> Recap,.	Make the child repeat kalima-e-taiyyibah along with the teacher.	Justified <input type="checkbox"/>
	<b>EVS:</b> a) Recap of topic 'Home Appliances'. b) Recap of colour 'Green'.	a) Recap of topic 'Home Appliances' by showing models of home appliances to the students, informal talk, picture cards, flex, black board and flash cards. b) Recap of colour 'Green' by showing different objects green in colour.	Justified <input type="checkbox"/>
	<b>Break time:</b>	Islamic etiquette of eating and practical demo.	Justified <input type="checkbox"/>
24 <sup>th</sup> Aug Fri	<b>Freeplay/games:</b> Outdoor Number/letter/chair	Write/place number cards of the numbers taught till now, on the chairs. Sing a rhyme and when you stop the children have to sit on the chairs will only number 1 flash card, or number 2 flash card so on. Same can be done with letters as well. The children will learn identification of numbers & letters in playway. Refer activity 9.	Justified <input type="checkbox"/>
	<b>Rhymes:</b> a) Recite rhyme 'The Cap and the Cupboard', b) Vegetabale rhyme.	a) Recite rhyme 'The Cap and the Cupboard', b) Vegetabale rhyme.	Justified <input type="checkbox"/>

**Teacher Assessment:**

Smiley for today's involvement, learning and enjoyment of teacher and students.

With the best knowledge & Imaan, I rate my accomplishment today as



When	What	How	Workdone
Day 56  27 <sup>th</sup> Aug Mon	<b>Deeniyat:</b> Recap of Islaami maloomaat.	Make the child repeat Islaami maloomaat Q. 1 & 2.	Justified <input type="checkbox"/>
	<b>English:</b> a) Recap of conversation question no 5. b) Recap of letters 'Aa'-'Hh'. c) Rhyme: Recap of rhymes with action and rhythm.	a) Recap of conversation question no 5 with correct pronunciation. b) Recap of letters 'Aa-Hh' by showing objects, informal talk and sand paper flash cards of letters and flex with phonic sound. c) Recap of rhyme with action and rhythm.	Justified <input type="checkbox"/>
	<b>Math:</b> a) Introduction of oral counting 6-10. b) Recap of identification of numbers 1-5. c) Recap of practical counting 3-4.	a) Introduction of oral counting 6-10 by doing actions clapping, hopping etc. b) Recap of identification of numbers 1-5 using flash card, objects and flex. c) Recap of practical counting 3-4.	Justified <input type="checkbox"/>
	<b>EVS:</b> a) Recap of topic 'Home Appliances'. b) Recap of colour 'Green'.	a) Recap of topic 'Home Appliances' by showing models of home appliances to the students, informal talk, pictures cards, flex, black board and flash cards. b) Recap of colour 'Green' by showing different objects green in colour.	Justified <input type="checkbox"/>
	<b>Break time:</b>	Islamic etiquette of eating and practical demo.	Justified <input type="checkbox"/>
	<b>Freeplay/games:</b> a) Jumping in shape triangle. b) Lacing board to triangle.	a) Draw a triangle on the floor and ask students to jump from sleeping to slanting lines. b) Make a cardboard triangle & punch holes. Provide children lace so that they can insert through the holes. Activity 85: Shapes lacing board. You can make other shapes like circle, square and rectangle lacing board also. (MS kindergarten activity book).	Justified <input type="checkbox"/>
	<b>Activity:</b>	a) Physical activity: Stretching hands, touching toes, hopping.... Add directions, go, hop, etc. can add more actions. b) You can also play simon says game. c) Activity 94- Roll ball through the number. (Recap number 1-5 in this activity). (MS kindergarten activity book).	Justified <input type="checkbox"/>

**Teacher Assessment:**

Smiley for today's involvement, learning and enjoyment of teacher and students.

With the best knowledge & Imaan, I rate my accomplishment today as

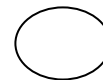


When	What	How	Workdone
Day 57  28 <sup>th</sup> Aug Tue	<b>Assembly time:</b> Deeniyat dua.	Refer reader pg 1.	Justified <input type="checkbox"/>
	<b>English:</b> a) Recap of conversation question no 5. b) Recap of letters 'Aa'-'Hh'. c) Rhyme: Recap of rhymes with action and rhythm. d) Introduction of strokes.	a) Recap of conversation question no 5 with correct pronunciation. b) Recap of letters 'Aa-Hh' by showing objects, informal talk and sand paper flash cards of letters and flex with phonic sound. c) Recap of rhyme with action and rhythm. d) Introduction of strokes up open curve U.	Justified <input type="checkbox"/>
	<b>Math:</b> a) Recap of oral counting 6-10. b) Recap of identification of numbers 1-5. c) Recap of practical counting 3-4.	a) Recap of oral counting 6-10 by doing actions clapping, hopping etc. b) Recap of identification of numbers 1-5 using flash card, objects and flex. c) Recap of practical counting 3-4.	Justified <input type="checkbox"/>
	<b>Break time:</b>	Islamic etiquette of eating and practical demo.	Justified <input type="checkbox"/>
	<b>Freeplay/games:</b> Outdoor play. Number/letter/chairs.	a) Activity 90- Number/letter chairs, Ref: Day 66. b) Activity 92- Hand and foot jump. (MS kindergarten activity book).	Justified <input type="checkbox"/>
	<b>Activity:</b> Deeniyat.	Explain about 'Jannah'.	Justified <input type="checkbox"/>
	<b>Rhymes:</b> Recite the rhyme Scrub the kitchen floor.	Scrub the kitchen floor... scrip scrap Hang the wash to dry... flip flap flip flap Mix the pudding to eat... round & round Eat a piece of cake ... yum yum. Pour ac cup of tea.. splish splash. Hammer on the nail ... bing bang. Rock the baby to sleep... Hmmm Hmmm.... Shhhhh.....	Justified <input type="checkbox"/>
<b>Story:</b> Enact the story of 'The lion and the mouse'.	Enact the story of 'The lion and the mouse'.	Justified <input type="checkbox"/>	

**Teacher Assessment:**

Smiley for today's involvement, learning and enjoyment of teacher and students.

With the best knowledge & Imaan, I rate my accomplishment today as



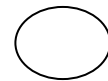


When	What	How	Workdone
Day 58  29 <sup>th</sup> Aug Wed	<b>Deeniyat:</b> Recap.	Make the child repeat Islaami maloomaat Q.1 individually.	Justified <input type="checkbox"/>
	<b>English:</b> a) Recap of conversation question no 5. b) Recap of letters 'Aa'-'Hh'. c) Rd activity pg 10. d) Recap of strokes.	a) Recap of conversation question no 5 with correct pronunciation. b) Recap of letters 'Aa-Hh' by showing objects, informal talk and sand paper flash cards of letters and flex with phonic sound. c) Rd activity pg 10 - Trace the right slanting line. d) Recap of strokes up open curve U.	Justified <input type="checkbox"/>
	<b>Math:</b> a) Recap of oral counting 6-10. b) Recap of identification of numbers 1-5. c) Recap of practical counting 3-4.	a) Recap of oral counting 6-10 by doing actions clapping, hopping etc. b) Recap of identification of numbers 1-5 using flash cards, objects and flex. c) Recap of practical counting 3-4.	Justified <input type="checkbox"/>
	<b>EVS:</b> a) Recap of topic 'Home Appliances'. b) Introduction of colour 'Yellow'.	a) Recap of topic 'Home Appliances' by showing models of home appliances to the students, informal talk, pictures cards, flex, black board and flash cards. b) Introduction of colour 'Yellow' by showing different objects, informal talk and conversation questions.	Justified <input type="checkbox"/>
	<b>Break time:</b>	Islamic etiquette of eating and practical demo.	Justified <input type="checkbox"/>
	<b>Activity:</b> Old newspaper tearing and making paper balls.	Old newspaper tearing and making paper balls - provide the students with old news papers and allow them to tear and make paper balls and ask them to clean their class on their own and sing clean up song while cleaning.	Justified <input type="checkbox"/>
	<b>Story:</b> Narrate the Hindi story.	'Ek kavva pyaasa tha' by showing books, puppets and models.	Justified <input type="checkbox"/>

**Teacher Assessment:**

Smiley for today's involvement, learning and enjoyment of teacher and students.

With the best knowledge & Imaan, I rate my accomplishment today as



When	What	How	Workdone
Day 59  30 <sup>th</sup> Aug Thu	<b>Deeniyat:</b> Recap.	Make the child repeat Islaami maloomaat Q.2 individually.	Justified <input type="checkbox"/>
	<b>English:</b> a) Recap of conversation question no 5. b) Recap of strokes. c) Recap of letters 'Aa'-'Hh' and intro of letter 'Ii'. d) Introduction of hindi rhyme 'Lal tamatar'.	a) Recap of conversation question no 5 with correct pronunciation. b) Recap of strokes up open curve U. c) Recap of letters 'Aa-Hh' and intro of letter 'Ii' by showing objects, informal talk and sand paper flash cards of letters and flex with phonic sound. d) Introduction of hindi rhyme 'Lal tamatar' with actions.	Justified <input type="checkbox"/>
	<b>Math:</b> a) Recap of oral counting 6-10. b) Recap of identification of numbers 1-5. c) Recap of practical counting 3-4.	a) Recap of oral counting 6-10 by doing actions clapping, hopping etc. b) Recap of identification of numbers 1-5 using flash cards, objects and flex. c) Recap of practical counting 3-4.	Justified <input type="checkbox"/>
	<b>EVS:</b> a) Recap of topic 'Home Appliances'. b) Recap of colour 'Yellow'.	a) Recap of topic 'Home Appliances' by showing models of home appliances to the studentns, informal talk, pictures cards, flex,black board and flash cards. b) Recap of colour 'Yellow' by showing different objects, informal talk and conversation questions.	Justified <input type="checkbox"/>
	<b>Break time:</b>	Islamic etiquette of eating and practical demo.	Justified <input type="checkbox"/>
	<b>Freeplay/games:</b> a) Oraganized game - Physical activity. b) Team building activity.	a) Jump, Jump, Jump (children move along to song) We can jump, jump jump We can hop, hop, hop We can clap, clap, clap We can stop, stop, stop, We can stretch up both our arms, We can reach and touch our toes, We can bend our knees a little bit, And sit down slow. b) Team building activity- Two children will try to balance a ball on a newspaper and walk to put it in the basket near the finishing line. (MS kindergarten activity book).	Justified <input type="checkbox"/>
	<b>Activity:</b> Deeniyat- Explain about Jannah.	Deeniyat- Explain about Jannah.	Justified <input type="checkbox"/>

**Teacher Assessment:**

Smiley for today's involvement, learning and enjoyment of teacher and students.

With the best knowledge & Imaan, I rate my accomplishment today as

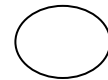


When	What	How	Workdone
Day 60	<b>Deeniyat:</b> Recap.	Explain about school se mohabbat.	Justified <input type="checkbox"/>
	<b>EVS:</b> a) Recap of topic 'Home Appliances'. b) Recap of colour 'Yellow'.	a) Recap of topic 'Home Appliances' by showing models of home appliances to the students, informal talk, pictures cards, flex, black board and flash card. b) Recap of colour 'Yellow' by showing different objects, informal talk and conversation question.	Justified <input type="checkbox"/>
	<b>Break time:</b>	Islamic etiquette of eating and practical demo.	Justified <input type="checkbox"/>
31 <sup>st</sup> Aug Fri	<b>Freeplay/games:</b> a) Arranging values. b) Pom poms counting & value.	a) Drawing numbers on the floor and let the children arrange values along with the number and teacher to provide the material (ice-cream sticks, pencils, crayons...) and facilitate. b) Pom pom counting & value using twizzer or with fingers of pincer grip. (Thumb & pointer finger) Ref: Activity 14. (MS kindergarten activity book).	Justified <input type="checkbox"/>
	<b>Rhyme:</b> Individual recitation.	Individual recitation of rhyme 'Twinkle Twinkle' and 'I hear thunder' with action and rhythm.	Justified <input type="checkbox"/>

**Teacher Assessment:**

Smiley for today's involvement, learning and enjoyment of teacher and students.

With the best knowledge & Imaan, I rate my accomplishment today as



Note: 3<sup>rd</sup> September 2018 - Monday

Krishnaashtami Holiday

4<sup>th</sup> September 2018 - Tuesday

2<sup>nd</sup> Field Trip Shopping Mall and Park.

Note: 4<sup>th</sup> September, use A4 size sheet to take the reflection/ feedback of the child about the field trip. The child can draw, what he has seen or what he liked or disliked during the field trip. Provide an opportunity for the Guide child to speak / share his /her reflection.