


Day wise plan for the month of August 2018

Class - Nursery - Delhi

When	What	How	Work done
Day 58 1 st Aug Wed	Deeniyat: Introduction of paani peene ki sunnat.	Introduction of 1 & explain about it.	Justified <input type="checkbox"/>
	English: a) Recap of conversation questions: Q/A 1-7. b) Rhyme: Introduction of rhyme 'The trees are green'. c) Introduction of up open curve. d) Recap of letter 'Aa' - 'Gg'. e) Activity book pg 15.	a) Talk to the child on Islamic greeting and informal talk. Recap of Q.no. 1-7. b) Introduction of rhyme 'The trees are green' with action and rhythm. c) Introduction of up open curve  . Using black board, slate work and sand tray practice. d) Recap of letter 'Aa' - 'Gg' using flex, black board and phonic sound. e) Activity book pg 15 - Trace the given letter 'Aa-Dd'.	Justified <input type="checkbox"/>
	Math: a) Recap of numbers 1 -6. b) Recap of oral counting 1-10.	a) Recap of numbers 1 -6 using flex, blackboard and objects. b) Recap of oral counting 1-10.	Justified <input type="checkbox"/>
	EVS: a) Recap of topic 'Vegetables'. b) Recap of colours 'Red', 'Blue' and 'Green'.	a) Recap of topic 'Vegetables' informal talk, blackboard, flash cards, flex, conversation question and answers. b) Recap of colour 'Red', 'Blue' & 'Green' by showing objects.	Justified <input type="checkbox"/>
	Break time:	Islamic etiquette of eating and practical demo.	Justified <input type="checkbox"/>
	Freeplay/games: a) Indoors freeplay. b) Activity: 121	a) Take the children out in the open place and allow the child to play freely on slider, tricycle, running race.... b) Activity: 121 number identification on number cards.	Justified <input type="checkbox"/>
	Activity: My art cart book 'A' pg 20.	My art cart book 'A' pg 20 - Lady's finger impression.	Justified <input type="checkbox"/>
	Homework: Eng: Picture reading Rd pg 8.		

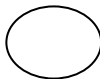

Teacher Assessment:

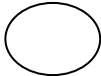

Smiley for today's involvement, learning and enjoyment of teacher and students.


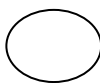




With the best knowledge & Imaan, I rate my accomplishment today as



When	What	How	Work done
Day 59 2 nd Aug Thu	Deeniyat: Recap.	Make the child follow sunnat 1.	Justified <input type="checkbox"/>
	English: a) Conversation questions: Q/A 1-7. b) Introduction of Q.8. c) Rhyme: Recap of rhyme. d) Recap of strokes and curves. e) Recap of letter 'Aa' - 'Gg'. f) Activity book pg 7.	a) Talk to the child on Islamic greeting and informal talk. Recap of Q.no. 1-7. b) Introduction of Q.8. What is your mother's mobile number? c) Recap of rhymes with action and rhythm. d) Recap of standing, sleeping, slanting lines, right and left open curve and up open curve —\C)U. Using black board, slate work and sand tray practice. e) Recap of letter 'Aa' - 'Gg' using flex, black board and phonic sound. f) Activity book pg 7 - Trace the given up open curve.	Justified <input type="checkbox"/>
	Math: a) Recap of numbers 1 -6. b) Introduction of number 7. c) Recap of oral counting 1-10.	a) Recap of numbers 1 -6. b) Introduction of number 7 using flex, blackboard and objects. b) Recap of oral counting 1-10.	Justified <input type="checkbox"/>
	EVS: a) Recap of topic 'Vegetables'. b) Recap of colours 'Red', 'Blue' and 'Green'.	a) Recap of topic 'Vegetables' informal talk, blackboard, flash cards, flex, conversation question and answers. b) Recap of colour 'Red', 'Blue' & 'Green' by showing objects.	Justified <input type="checkbox"/>
	Break time:	Islamic etiquette of eating and practical demo.	Justified <input type="checkbox"/>
	Activity: a) Fun with strokes. b) Activity: 52 c) Activity: 120	Fun with strokes. Draw strokes on a paper and provide colourful buttons to the kids and ask them to arrange the buttons according to the strokes given. b) Activity: 52 letter matching board. c) Activity: 120 paper cup letter and picture matching.	Justified <input type="checkbox"/>
	Story: Recap of hindi story 'चूहा कपड़ा और दरजी'	Recap of hindi story 'चूहा कपड़ा और दरजी'	Justified <input type="checkbox"/>
	Homework: Math: Practice practical counting 1-5.		
Teacher Assessment: Smiley for today's involvement, learning and enjoyment of teacher and students.  With the best knowledge & Imaan, I rate my accomplishment today as 			

When	What	How	Work done
Day 60 3 rd Aug Fri	Deeniyat: Introduction of paani peene ki sunnat.	Introduction of paani peene ki sunnat 2 & explain about it.	Justified <input type="checkbox"/>
	English: a) Conversation questions: Q/A 1-8. b) Recap of strokes and curves. d) Introduction of letter 'Hh'.	a) Talk to the child on Islamic greeting and informal talk. Recap of Q.no. 1-8. b) Recap of standing, sleeping, slanting lines, right and left open curve and up open curve —\ / C D U. Using black bard, slate work and sand tray practice. d) Introduction of letter 'Hh' using flex, black board and phonic sound.	Justified <input type="checkbox"/>
	EVS: a) Recap of topic 'Clothes' and 'Vegetables'. b) Recap of colours 'Red', 'Blue' and 'Green'.	a) Recap of topic 'Vegetables' informal talk, blackboard, flash cards, flex, conversation question and answers. b) Recap of colour 'Red', 'Blue' & 'Green' by showing objects.	Justified <input type="checkbox"/>
	Break time:	Islamic etiquette of eating and practical demo.	Justified <input type="checkbox"/>
	Freeplay/Games: Indoor freeplay.	a) Provide the material in the classroom puzzles, inserting blocks, beads... and allow them to play freely in the class. b) Activity 107: letter matching bottle caps. c) Activity 110: match the letter to pegs. d) Activity 105: letter matching cups.	Justified <input type="checkbox"/>
	Rhyme: Recite 'Clean up song'.	'Clean up song' Twinkle, Twinkle little star Time to clean up where you are Put the toy's, things back in their place Keep a smile on your face Twinkle, Twinkle little star.	Justified <input type="checkbox"/>
Homework: EVS: Picture reading pg 4-5.			
Teacher Assessment: Smiley for today's involvement, learning and enjoyment of teacher and students.  With the best knowledge & Imaan, I rate my accomplishment today as 			

When	What	How	Work done
Day 61 6 th Aug Mon	Deeniyat: Recap.	Make the child repeat sunnat 1 & 2.	Justified <input type="checkbox"/>
	English: a) Conversation questions: Q/A 1-8. b) Rhyme: Recap of rhyme. c) Introduction of down open curve. d) Recap of letter 'Aa' - 'Hh'. e) Activity book pg 19.	a) Talk to the child on Islamic greeting and informal talk. Recap of Q.no. 1-8. b) Recap of rhymes with action and rhythm. c) Introduction of down open curve  Using black board, slate work and sand tray practice. d) Recap of letter 'Aa' - 'Hh' using flex, black board and phonic sound. e) Activity book pg 19 - Trace the letter 'Ff' and bud printing in the flower.	Justified <input type="checkbox"/>
	Math: a) Recap of numbers 1 - 7. b) Introduction of oral counting 11-15. c) Practice practical counting 1-5. d) Activity Rd pg 8.	a) Recap of numbers 1 -7 using flex, blackboard and objects. b) Introduction of oral counting 11-15. c) Practice practical counting 1-5. d) Activity Rd pg 8 - Trace the given number 7.	Justified <input type="checkbox"/>
	EVS: a) Introduction of topic 'Home Appliances'. b) Recap of colours 'Red', 'Blue' and 'Green'.	a) Introduction of topic 'Home Appliances' informal talk, blackboard, flash cards, flex, conversation question and answers. b) Recap of colour 'Red', 'Blue' & 'Green' by showing objects.	Justified <input type="checkbox"/>
	Break time:	Islamic etiquette of eating and practical demo.	Justified <input type="checkbox"/>
	Freeplay/Games: a) Indoor freeplay. b) Budding designers	a) Provide the material in the classroom puzzles, inserting blacks, beads... and allow them to play freely in the class. b) Budding designers Ref. Activity 161 to 176	Justified <input type="checkbox"/>
	Activity: My art cart book 'A', pg 14.	My art cart book 'A', pg 14 - Witch's hat.	Justified <input type="checkbox"/>
	Homework: Eng: Slate practice of curves.		
Teacher Assessment: Smiley for today's involvement, learning and enjoyment of teacher and students.  With the best knowledge & Imaan, I rate my accomplishment today as 			

When	What	How	Work done
Day 62 7 th Aug Tue	Deeniyat: Assembly time: Deeniyat Naat.	Refer Reader pg 19.	Justified <input type="checkbox"/>
	English: a) Conversation questions: Q/A 1-8. b) Recap of strokes and curves. c) Recap of letter 'Aa' - 'Hh'. d) Activity book pg 8.	a) Talk to the child on Islamic greeting and informal talk. Recap of Q.no. 1-8. b) Recap of standing, sleeping, slanting lines, right and left open curve and up & down open curve  Using black board, slate work and sand tray practice. c) Recap of letter 'Aa' - 'Hh' using flex, black board and phonic sound. d) Activity book pg 8 - Trace the up open curve.	Justified <input type="checkbox"/>
	Math: a) Recap of numbers 1 - 7. b) Recap of oral counting 1-15. c) Introduction of practical counting 6-7.	a) Recap of numbers 1 -7 using flex, blackboard and objects. b) Recap of oral counting 1-15. c) Introduction of practical counting 6-7.	Justified <input type="checkbox"/>
	Break time:	Islamic etiquette of eating and practical demo.	Justified <input type="checkbox"/>
	Freeplay/Games: Arranging values.	Drawing numbers on the floor and make children arrange values along with the numbers and teacher to provide the material (ice-cream sticks, pencils, crayons....) and facilitate learning.	Justified <input type="checkbox"/>
	Activity: Deeniyat-Expain about paani peene ki sunnat ki ahmiyat.	Expain about paani peene ki sunnat ki ahmiyat.	Justified <input type="checkbox"/>
	Story: Recap of the story 'The monkey and the mirror'.	Recap of the story 'The monkey and the mirror'.	Justified <input type="checkbox"/>
	Rhyme: Recite songs learnt	a) Clean up song. b) My Body. c) Rolly Polly. d) Shapes.	Justified <input type="checkbox"/>
	Homework: Math: Slate practice of numbers 1-4.		



Teacher Assessment:

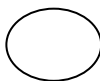

Smiley for today's involvement, learning and enjoyment of teacher and students.







With the best knowledge & Imaan, I rate my accomplishment today as



When	What	How	Work done
Day 63 8 th Aug Wed	Deeniyat: Introduction of paani peeni ki sunnat.	Introduction of paani peeni ki sunnat & explain about it.	Justified <input type="checkbox"/>
	English: a) Conversation questions: Q/A 1-8. b) Introduction of concept full x empty. c) Recap of letter 'Aa' - 'Hh'. d) Activity Rd pg 10.	a) Talk to the child on Islamic greeting and informal talk. Recap of Q.no. 1-8. b) Introduction of concept full x empty, using charts, objects, classroom, material and practical demo. c) Recap of letter 'Aa' - 'Hh', using flex, black board and phonic sound. d) Activity Rd pg 10 - Match the object to its letter.	Justified <input type="checkbox"/>
	Math: a) Recap of number 1 - 7. b) Introduction of number 8. c) Recap of oral counting 1-15. d) Recap of shape circle and triangle. e) Activity book pg 70.	a) Recap of number 1-7. b) Introduction of number 8 using flex, blackboard and objects. c) Recap of oral counting 1-15. d) Recap of shape circle and triangle. e) Activity book pg 70 - Tracing and colouring.	Justified <input type="checkbox"/>
	EVS: a) Recap of topic 'Home Appliances'. b) Introduction of Q.1-2 (Home appliance), pg 8. c) Introduction of colour 'Yellow'.	a) Recap of topic 'Home Appliances' informal talk, blackboard, flash cards, flex, conversation question and answers. b) Introduction of Q.1-2 (Home appliance), pg 8. c) Introduction of 'Yellow' colour by showing yellow colour objects, picture of flowers.	Justified <input type="checkbox"/>
	Break time:	Islamic etiquette of eating and practical demo.	Justified <input type="checkbox"/>
	Freeplay/Games: Indoor freeplay.	a) Activity18: Caterpillar number matching. b)Activity 11: Number identification and counting.	Justified <input type="checkbox"/>
	Activity: Fine motor activities.	Dig and find. Take some sand in a tray hide letters and ask the kdis to search letters hidden in the sand.	Justified <input type="checkbox"/>
	Homework: EVS: Picture reading Rd 6-7.		
Teacher Assessment: Smiley for today's involvement, learning and enjoyment of teacher and students.  With the best knowledge & Imaan, I rate my accomplishment today as 			

When	What	How	Work done
Day 64 9 th Aug Thu	Deeniyat: Recap.	Make the child repeat sunnat 1 to 3.	Justified <input type="checkbox"/>
	English: a) Introduction of Q.9. b) Recap of concept full x empty, big x small, open close & sit x stand. c) Recap of letter 'Aa' - 'Hh'.	a) Introduction of Q.9. What do you say when you hurt someone? b) Recap of concept full x empty, big x small, open close & sit x stand using charts, objects, classroom, material and practical demo. c) Recap of letter 'Aa' - 'Hh', using flex, black board and phonic sound.	Justified <input type="checkbox"/>
	Math: a) Recap of numbers 1 -8. b) Recap of oral counting 1-15. c) Recap of shape circle and triangle. d) Activity Rd pg 9.	a) Recap of numbers 1 -8 using flex, blackboard and objects. b) Recap of oral counting 1-15. c) Recap of shape circle and triangle. d) Activity Rd pg 9 - Trace the given number 8.	Justified <input type="checkbox"/>
	EVS: a) Recap of topic 'Home Appliances'. b) Introduction of Q.3-4 (Home appliance), pg 9. c) Recap of colour 'Yellow'.	a) Recap of topic 'Home Appliances' informal talk, blackboard, flash cards, flex, conversation question and answers. b) Introduction of Q.3-4 (Home appliance), pg 9. c) Recap of 'Yellow' colour by showing yellow colour objects, picture of flowers.	Justified <input type="checkbox"/>
	Break time:	Islamic etiquette of eating and practical demo.	Justified <input type="checkbox"/>
	Freeplay/Games: Indoor freeplay.	Ssame as Day 63.	Justified <input type="checkbox"/>
	Activity: Fine motor skills.	Same as Day 63.	Justified <input type="checkbox"/>
	Story: Recap story ' The Lion and The Mouse'	a) Recap story 'The Lion and The Mouse'by showing book, puppets and models, through dramatization. b) The "Monkey and The Mirror" Let childen say the story and one group of children enact. Provide puppets and relevant material to the children for the same.	Justified <input type="checkbox"/>
	Homework: Eng: Slate practice of letter 'Aa-B'.		
Teacher Assessment: Smiley for today's involvement, learning and enjoyment of teacher and students.  With the best knowledge & Imaan, I rate my accomplishment today as 			

When	What	How	Work done
Day 65 10 th Aug Fri	Deeniyat: Recap.	Make the child follow sunnat 1,2,3.	Justified <input type="checkbox"/>
	English: a) Rhyme: Introduction of rhyme 'Animals sound'. b) Recap of concept full x empty, big x small, open close & sit x stand. c) Recap of letter 'Aa' - 'Hh'.	a) Introduction of rhyme 'Animals sound' with action and rhythm. b) Recap of concept full x empty, big x small, open close & sit x stand using charts, objects, classroom, material and practical demo. c) Recap of letter 'Aa' - 'Hh', using flex, black board and phonic sound.	Justified <input type="checkbox"/>
	EVS: a) Recap of topics 'Home Appliances'. b) Recap of colour 'Yellow'. c) Activity book pg 102.	a) Recap of topics 'Home Appliances' informal talk, blackboard, flash cards, flex, conversation question and answers. b) Recap of 'Yellow' colour by showing yellow colour objects, picture of flowers. c) Activity book pg 102 - Colour the given home appliance.	Justified <input type="checkbox"/>
	Break time:	Islamic etiquette of eating and practical demo.	Justified <input type="checkbox"/>
	Freeplay/Games: a) Jumping in shape triangle. b) Activity 86:	a) Draw a triangle on the floor and have jumping activity. b) floor game - Shape matching	Justified <input type="checkbox"/>
	Rhymes: a) Recite vegetable rhymes. b) Recap Rolly Polly rhymes	a) Tomatoes and carrots Cabbage and peas Look so yummy All red and green So little children Eat them everyday It make you grow Strong and smart. b) Rolly Polly	Justified <input type="checkbox"/>
Homework: Math: Prctice practical number pg 6-7.			
Teacher Assessment: Smiley for today's involvement, learning and enjoyment of teacher and students.  With the best knowledge & Imaan, I rate my accomplishment today as 			

When	What	How	Work done
Day 66 13 th Aug Mon	Deeniyat: Introduction of huroof-e-tahajji.	Introduction of huroof-e-tahajji س - ش with tajweed.	Justified <input type="checkbox"/>
	English: a) Conversation questions: Q/A 1-9. b) Rhyme: Recap of rhymes. c) Recap of concept full x empty, big x small, open close & sit x stand. d) Recap of letter 'Aa' - 'Hh' e) Introduction of letter 'Ii'. f) Activity book pg 56.	a) Talk to the child on Islamic greeting and informal talk. Recap of Q.no. 1-9. b) Recap of rhymes with action and rhythm. c) Recap of concept full x empty, big x small, open close & sit x stand using charts, objects, classroom, material and practical demo. d) Recap of letter 'Aa' - 'Hh'. e) Introduction of letter 'Ii', using flex, black board and phonic sound. f) Activity book pg 56 - colour the glass which is full.	Justified <input type="checkbox"/>
	Math: a) Recap of numbers 1-8. b) Introduction of practical counting number 8. c) Recap of shape circle and triangle.	a) Recap of numbers 1-8 using flex, blackboard and objects. b) Introduction of practical counting number 8. c) Recap of shape circle and triangle.	Justified <input type="checkbox"/>
	EVS: a) Recap of topics 'Home Appliances'. b) Recap of colour 'Yellow'.	a) Recap of topics 'Home Appliances' informal talk, blackboard, flash cards, flex, conversation question and answers. b) Recap of 'Yellow' colour by showing yellow colour objects, picture of flowers.	Justified <input type="checkbox"/>
	Break time:	Islamic etiquette of eating and practical demo.	Justified <input type="checkbox"/>
	Freeplay/Games: Crawling race.	Take the children out in the open have crawling race and distribute chocolate to motivate all the students. Ref. Activity 89 crawling under and activity 91: obstacle course	Justified <input type="checkbox"/>
	Activity: Old news paper pieces pasting on the big chart (group activity).	Use the chart and draw a big ice-cream and make the children tear and paste small pieces of old news papers and do collage of ice-cream and talk about it. (Ii - Ice-cream).	Justified <input type="checkbox"/>
Homework: Eng: Picture reading Rd pg 11.			
Teacher Assessment: Smiley for today's involvement, learning and enjoyment of teacher and students.  With the best knowledge & Imaan, I rate my accomplishment today as 			

When	What	How	Work done
Day 67 14 th Aug Tue	Deeniyat: Assembly time: Deeniyat Naat.	Refer Reader pg 19.	Justified <input type="checkbox"/>
	English: a) Recap of conversation questions: Q/A 1-9. b) Recap of concept full x empty, big x small, open close & sit x stand. c) Recap of letter 'Aa' - 'Ii'.	a) Talk to the child on Islamic greeting and informal talk. Recap of Q.no. 1-9. b) Recap of concept full x empty, big x small, open close & sit x stand using charts, objects, classroom, material and practical demo. c) Recap of letter 'Aa' - 'Ii', using flex, black board and phonic sound.	Justified <input type="checkbox"/>
	Math: a) Recap of numbers 1 -8. b) Practice practical counting number 8. c) Recap of shape circle and triangle. d) Activity book pg 71.	a) Recap of numbers 1 -8 using flex, blackboard and objects. b) Practice practical counting number 8. c) Recap of shape circle and triangle. d) Activity book pg 71 - Tracing and colouring.	Justified <input type="checkbox"/>
	Break time:	Islamic etiquette of eating and practical demo.	Justified <input type="checkbox"/>
	Freeplay/games: Outdoor freeplay.	a) Take the children out in the open place and allow the child to play freely on slider, tricycle, running race.... b) Activity 94: Roll ball through the number.	Justified <input type="checkbox"/>
	Activity: Deeniyat- Assignment 6, pg 41.	Assignment 6, pg 41.	Justified <input type="checkbox"/>
	Homework: Math: Practice numbers 5-6.		

Teacher Assessment:

Smiley for today's involvement, learning and enjoyment of teacher and students.



With the best knowledge & Imaan, I rate my accomplishment today as




Note: 15th August 2018 - Independence Day Celebration

(Fancy dress competition)

When	What	How	Work done
Day 68 16 th Aug Thu	Deeniyat: Recap of kalima-e-taiyyibah.	Make the child repeat kalima with correct pronunciation along with the teacher.	Justified <input type="checkbox"/>
	English: a) Recap of conversation questions: Q/A 1-9. b) Rhyme: Recap of rhymes. c) Introduction of story 'An Ant and a Dove'. d) Recap of letter 'Aa' - 'Ii'.	a) Talk to the child on Islamic greeting and informal talk. Recap of Q.no. 1-9. b) Recap of rhymes with action and rhythm. c) Introduction of story 'An Ant and a Dove' by showing book, puppets or models through dramatization. d) Recap of letter 'Aa' - 'Ii', using flex, black board and phonic sound.	Justified <input type="checkbox"/>
	Math: a) Recap of numbers 1 -8. b) Introduction of number 9. c) Practice practical counting number 1-8. d) Recap of shape circle and triangle. e) Activity book pg 72.	a) Recap of numbers 1 -8. b) Introduction of number 9 using flex, blackboard and objects. c) Practice practical counting number 1-8 using ice-cream sticks and straws. d) Recap of shape circle and triangle. e) Activity book pg 72 - Tracing and colouring.	Justified <input type="checkbox"/>
	EVS: a) Recap of topics 'Home Appliances'. b) Recap of colour 'Yellow'.	a) Recap of topics 'Home Appliances' informal talk, blackboard, flash cards, flex, conversation question and answers. b) Recap of 'Yellow' colour by showing yellow colour objects, picture of flowers.	Justified <input type="checkbox"/>
	Break time:	Islamic etiquette of eating and practical demo.	Justified <input type="checkbox"/>
	Activity: My art cart book 'A', pg 11.	My art cart book 'A', pg 11 - Quiz time.	Justified <input type="checkbox"/>
	Story: Enact the story of 'The lion and the mouse'.	Enact the story of 'The lion and the mouse'.	Justified <input type="checkbox"/>
	Homework: EVS: Picture reading Rd pg 10-11.		

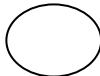

Teacher Assessment:



Smiley for today's involvement, learning and enjoyment of teacher and students.






With the best knowledge & Imaan, I rate my accomplishment today as



When	What	How	Work done
Day 69 17 th Aug Fri	Deeniyat: Recap of suratul faatiha.	Make the child repeat suratul faatiha aaayat 1 to 3 with tajweed along with the teacher.	Justified <input type="checkbox"/>
	English: a) Introduction of Q.10. c) Recap of concept full x empty, big x small, open close & sit x stand. e) Recap of letter 'Aa' - 'Ii'. f) Activity book pg 21.	a) Introduction of Q.10. What is the name of your school? b) Recap of concept full x empty, big x small, open close & sit x stand using charts, objects, classroom, material and practical demo. e) Recap of letter 'Aa' - 'Ii', using flex, black board and phonic sound. f) Activity book pg 21 - Trace the letter 'Ii' and do thumb printing in the ice-cream.	Justified <input type="checkbox"/>
	EVS: a) Recap of topics 'Home Appliances' b) Recap of colour 'Yellow'.	a) Recap of topics 'Home Appliances' informal talk, blackboard, flash cards, flex, conversation question and answers. b) Recap of 'Yellow' colour by showing yellow colour objects, picture of flowers.	Justified <input type="checkbox"/>
	Break time:	Islamic etiquette of eating and practical demo.	Justified <input type="checkbox"/>
	Freeplay/games: a) Outdoor freeplay.	Take the children out in the open place and allow the child to play freely on slider, tricycle, running race etc. b) Activity 97: play with bat and ball. c) Activity 101: Balancing on brick.	Justified <input type="checkbox"/>
	Rhyme: a) Recite the rhyme scrub the kitchen floor. a) Recap "I 'm Glad I'm me"	Scrub the kitchen floor... scrip scrap Hang the wash to dry... flip flap flip flap Mix the pudding to eat... round & round Eat a piece of cake ... yum yum. Pour ac cup of tea.. splish splash. Hammer on the nail ... bing bang. Rock the baby to sleep... Hmmm Hmmm.... Shhhhh..... b) Recap - "I'm glag I'm me"	Justified <input type="checkbox"/>
	Homework: Eng: Recite rhyme up and down.		
Teacher Assessment: Smiley for today's involvement, learning and enjoyment of teacher and students.  With the best knowledge & Imaan, I rate my accomplishment today as 			

When	What	How	Work done
Day 70 20 th Aug Mon	Deeniyat: Recap.	Make the child repeat huroof-e-tahajji ح-ا with correct pronunciation.	Justified <input type="checkbox"/>
	English: a) Recap of Conversation questions: Q. 1-10. b) Recap of strokes and curves. c) Recap of letter 'Aa' - 'Ii'. d) Introduction of letter 'Jj'.	a) Talk to the child on Islamic greeting and informal talk. Recap of Q.no. 1-10. b) Recap of standing, sleeping, slanting lines, right and left open curve and up & down opne curve I-✓CUN Using black bard, slate work and sand tray practice. c) Recap of letter 'Aa' - 'Ii'. d) Introduction of letter 'Jj' using flex, black board, phonic sound, sand tray and flash cards.	Justified <input type="checkbox"/>
	Math: a) Recap of numbers 1 -9. b) Recap oral counting 1-15. c) Recap of shape circle and triangle. d) Activity book pg 73 & Rd pg 10.	a) Recap of numbers 1 -9 using flex, blackboard and objects. b) Recap oral counting 1-15. c) Recap of shape circle and triangle. d) Activity book pg 73 - Tracing and colouring. Rd pg 10 - Trace the number 9.	Justified <input type="checkbox"/>
	EVS: a) Recap of topics 'Clothes' b) Recap of colour 'Yellow' 'Green'.	a) Recap of topics 'Clothes' informal talk, blackboard, flash cards, flex, conversation question and answers. b) Recap of 'Yellow' Green' colour by showing yellow and green colour objects and picture.	Justified <input type="checkbox"/>
	Break time:	Islamic etiquette of eating and practical demo.	Justified <input type="checkbox"/>
	Freeplay/Games: a) Activities of page 98, 99&100.	a) Activity 98: Racing car. b) Activity 99: Pape roll and ball activity. c) Activity 100: face making	Justified <input type="checkbox"/>
	Activity: My art cart book 'A' pg 24.	My art cart book 'A' pg 24 - Stick pasting.	Justified <input type="checkbox"/>
	Homework: Math: Slate practice of numbers 7-8.		
Teacher Assessment: Smiley for today's involvement, learning and enjoyment of teacher and students.  With the best knowledge & Imaan, I rate my accomplishment today as 			

When	What	How	Work done
Day 71 21 st Aug Tue	Deeniyat: Assembly time: Deeniyat Hamd.	Refer reader pg 1.	Justified <input type="checkbox"/>
	English: a) Rhyme: Introduction of Hindi rhyme. b) Recap of strokes and curves. c) Recap of letter 'Aa' - 'Jj'. d) Activity book pg 22.	a) Introduction of Hindi rhyme रेल गाड़ी with action and rhythm. b) Recap of standing, sleeping, slanting lines, right and left open curve and up & down open curve  Using black board, slate work and sand tray practice. c) Recap of letter 'Aa' - 'Jj' using flex, black board, phonic sound, sand tray and flash cards. d) Activity book pg 22 - Trace the letter 'Jj' and do vegetable printing in the jug.	Justified <input type="checkbox"/>
	Math: a) Recap of numbers 1 -9. b) Recap oral counting 1-15. c) Recap of shape circle and triangle.	a) Recap of numbers 1 -9 using flex, blackboard and objects. b) Recap oral counting 1-15. c) Recap of shape circle and triangle.	Justified <input type="checkbox"/>
	Break time:	Islamic etiquette of eating and practical demo.	Justified <input type="checkbox"/>
	Freeplay/Games: Organized game - Physical activity.	Jump, Jump, Jump (<i>children move along to song</i>) We can jump, jump jump We can hop, hop, hop We can clap, clap, clap We can stop, stop, stop, We can stretch up both our arms, We can reach and touch our toes, We can bend our knees a little bit, And sit down slow.	Justified <input type="checkbox"/>
	Activity: Deeniyat- Assignment 7, pg 42..	Assignment 7, pg 42.	Justified <input type="checkbox"/>
	Story: Enact the story of 'An Ant and the Dove'.	Enact the story of 'An Ant and the Dove' by involving the students.	Justified <input type="checkbox"/>
	Rhyme: Recite the rhyme 'scrub the kitchen floor' and 'The trees are green'.	Recite the rhyme 'scrub the kitchen floor' and 'The trees are green'.	Justified <input type="checkbox"/>
Homework: Eng: Recite rhyme 'The trees are green'.			
Teacher Assessment: Smiley for today's involvement, learning and enjoyment of teacher and students.  With the best knowledge & Imaan, I rate my accomplishment today as 			

Note: 22nd - 26th August 2018

Eid-ul-Adha Holidays.

When	What	How	Work done
Day 72 27 th Aug Mon	Deeniyat: Recap.	Make the child repeat huroof-e-tahajjud د ش with correct pronunciation.	Justified <input type="checkbox"/>
	English: a) Recap of conversation questions: Q/A 1-10. b) Rhyme: Introduction of Hindi rhyme. c) Recap of letter 'Aa' - 'Jj'.	a) Talk to the child on Islamic greeting and informal talk. Recap of Q.no. 1-10. b) Introduction of Hindi rhyme रेल गाड़ी with action and rhythm. c) Recap of letter 'Aa' - 'Jj' using flex, black board, phonic sound, sand tray and flash cards.	Justified <input type="checkbox"/>
	Math: a) Recap of numbers 1 -9. b) Recap oral counting 1-15. c) Recap of shape circle and triangle. d) Activity book pg 68.	a) Recap of numbers 1 -9 using flex, blackboard and objects. b) Recap oral counting 1-15. c) Recap of shape circle and triangle. d) Activity book pg 68 - Trace the numbers 1-5.	Justified <input type="checkbox"/>
	EVS: a) Recap of topics 'Clothes' b) Recap of colour 'Yellow', 'Red' & 'Blue'.	a) Recap of topics 'Clothes' informal talk, blackboard, flash cards, flex, conversation question and answers. b) Recap of 'Yellow', 'Red' & 'Blue' colour by showing different colour objects.	Justified <input type="checkbox"/>
	Break time:	Islamic etiquette of eating and practical demo.	Justified <input type="checkbox"/>
	Freeplay/Games: Arranging values.	Drawing numbers on the floor and make children arrange values along with the number and teacher to provide the material (ice-cream sticks, pencils, crayons...) and facilitate.	Justified <input type="checkbox"/>
	Activity: My art cart book 'A', pg 3.	My art cart book 'A', pg 3 - Primary colours.	Justified <input type="checkbox"/>
	Homework: Math: Practice numbers 1-5.		


Teacher Assessment:

Smiley for today's involvement, learning and enjoyment of teacher and students.



With the best knowledge & Imaan, I rate my accomplishment today as



When	What	How	Work done
Day 73 28 th Aug Tue	Deeniyat: Assembly time: Deeniyat Naat.	Refer reader pg 19.	Justified <input type="checkbox"/>
	English: a) Rhyme: Recap of Hindi rhyme. b) Recap of strokes and curves. c) Recap of letter 'Aa' - 'Jj'. d) Activity book pg 20.	a) Recap of Hindi rhyme रेल गाड़ी with action and rhythm. c) Recap of standing, sleeping, slanting lines, right and left open curve and up & down open curve  Using black board, slate work and sand tray practice. d) Recap of letter 'Aa' - 'Jj' using flex, black board, phonic sound, sand tray and flash cards. e) Activity book pg 20 - Trace the letters 'Ee-Hh'.	Justified <input type="checkbox"/>
	Math: a) Recap of numbers 1-9. b) Recap oral counting 1-15. c) Recap of shape circle and triangle.	a) Recap of numbers 1-9 using flex, blackboard and objects. b) Recap oral counting 1-15. c) Recap of shape circle and triangle.	Justified <input type="checkbox"/>
	Break time:	Islamic etiquette of eating and practical demo.	Justified <input type="checkbox"/>
	Freeplay/Games: a) Indoor free play.	a) Activity 106: letter matching sticks. b) Activity 110: match the letter to pegs.	Justified <input type="checkbox"/>
	Activity: Deeniyat- Assignment 8, pg 43.	Assignment 8, pg 43.	Justified <input type="checkbox"/>
	Story: Recap of story 'An ant and a Dove'.	Recap of story 'An ant and a Dove', by showing books, puppets and models, through dramatization.	Justified <input type="checkbox"/>
	Rhyme: Recite Hindi rhyme 'Ghar'.	'Ghar' Sundar pyara mera ghar Sabse niyara mera ghar Sardi, garmi varsha se Kabhi nahi haram era ghar Miljhul kar hum rehte hai Kabhi nahi jhagadte hai Swarg se sundar mera ghar Phir kyu jana idhar udhar.	Justified <input type="checkbox"/>
	Homework: EVS: Picture reading Rd pg 10-11.		

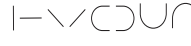
Teacher Assessment:

Smiley for today's involvement, learning and enjoyment of teacher and students.




With the best knowledge & Imaan, I rate my accomplishment today as



When	What	How	Work done
Day 74 29 th Aug Wed	Deeniyat: Recap of khaane se pahle ki dua with tarjama.	Make the child repeat the dua with tarjama along with the teacher.	Justified <input type="checkbox"/>
	English: a) Conversation questions: Q/A 1-10. b) Recap of strokes and curves. d) Recap of letter 'Aa' - 'Jj'.	a) Talk to the child on Islamic greeting and informal talk. Recap of Q.no. 1-10. b) Recap of standing, sleeping, slanting lines, right and left open curve and up & down open curve  Using black board, slate work and sand tray practice. d) Recap of letter 'Aa' - 'Jj' using flex, black board, phonic sound, sand tray and flash cards.	Justified <input type="checkbox"/>
	Math: a) Recap of numbers 1 -9. b) Recap oral counting 1-15. c) Recap of shape circle and triangle. d) Activity book pg 67.	a) Recap of numbers 1 -9 using flex, blackboard and objects. b) Recap oral counting 1-15. c) Recap of shape circle and triangle. d) Activity book pg 67 - Tracing and matching numbers.	Justified <input type="checkbox"/>
	EVS: a) Recap of topics 'Clothes' b) Recap of colour 'Yellow', 'Red', 'Blue' and 'Green'.	a) Recap of topics 'Clothes' informal talk, blackboard, flash cards, flex, conversation question and answers. b) Recap of 'Yellow', 'Red', 'Blue' and 'Green' colour by showing different colour objects.	Justified <input type="checkbox"/>
	Break time:	Islamic etiquette of eating and practical demo.	Justified <input type="checkbox"/>
	Freeplay/Games: Clay moulding.	Clay moulding - making strokes and curves.	Justified <input type="checkbox"/>
	Activity: Fine motor skills.	Punch hole in cardboard and give children a lace to take in and out of the punched hole. Ref. Activity 85: shapes lacing board. Making different shapes with cardboard and punch holes through it.	Justified <input type="checkbox"/>
Homework: Eng: Slate practice letters Cc-Dd.			

Teacher Assessment:

Smiley for today's involvement, learning and enjoyment of teacher and students.



With the best knowledge & Imaan, I rate my accomplishment today as



Note: Inform the students to wear Yellow colour dress, get any Yellow colour object for the next day's Yellow Day Celebration.

When	What	How	Work done
Day 75	Yellow Day Celebration	Teacher to talk about Yellow colour objects, show and tell activity by the students and group activity using Yellow colour.	Justified <input type="checkbox"/>
30 th Aug Thu	Activity: Activity book pg 111.	Activity book pg 111- Colour the given picture with yellow colour.	Justified <input type="checkbox"/>

Teacher Assessment:

Smiley for today's involvement, learning and enjoyment of teacher and students.



With the best knowledge & Imaan, I rate my accomplishment today as



When	What	How	Work done
Day 76 31 st Aug Fri	Deeniyat: Recap.	Recap.	Justified <input type="checkbox"/>
	English: a) Recap of Conversation questions: Q/A 1-10. b) c) Recap of strokes and curves. d) Recap of letter 'Aa' - 'Jj'.	a) Talk to the child on Islamic greeting and informal talk. Recap of Q.no. 1-10. b) Recap of standing, sleeping, slanting lines, right and left open curve and up & down open curve H V C D U N Using black board, slate work and sand tray practice. c) Recap of letter 'Aa' - 'Jj' using flex, black board, phonic sound, sand tray and flash cards.	Justified <input type="checkbox"/>
	EVS: a) Recap of topics 'Clothes'. b) Recap of colour 'Yellow', 'Red', 'Blue' and 'Green'.	a) Recap of topics 'Clothes' informal talk, blackboard, flash cards, flex, conversation question and answers. b) Recap of 'Yellow', 'Red', 'Blue' and 'Green' colour by showing different colour objects.	Justified <input type="checkbox"/>
	Break time:	Islamic etiquette of eating and practical demo.	Justified <input type="checkbox"/>
	Freeplay/Games: Clay moulding.	a) Clay moulding - making strokes and curves. b) Activity 87: Learning numbers by lacing. c) Feel different textures of clothes.	Justified <input type="checkbox"/>
	Rhyme: Recap of Hindi rhyme.	Recap of Hindi rhyme रेल गाड़ी with action and rhythm.	Justified <input type="checkbox"/>
Homework: Math: Practice practical counting 1-8.			

Teacher Assessment:

Smiley for today's involvement, learning and enjoyment of teacher and students.



With the best knowledge & Imaan, I rate my accomplishment today as

