

Day wise plan for the month of August 2018

Class - Playgroup - Delhi

When	What	How	Workdone
Day 58	Deeniyat: Introduction of nuqte.	Introduction of nuqte 5 th line pg 3.	Justified <input type="checkbox"/>
	English: a) Recap of conversation questions 1-4. b) Recap of rhyme 'A for Allah'. c) Recap of story 'The Thirsty Crow' d) Recap of letters 'Aa'- 'Ff'.	a) Recap of conversation question 1-4 with correct pronunciation. b) Recap of rhyme 'A for Allah' with action and rhythm. c) Recap of story 'The Thirsty Crow' using models and informal questions. d) Recap of letters 'Aa-Ff' with phonic sound and objects, using flash cards, black board and flex.	Justified <input type="checkbox"/>
	Math: a) Recap of oral counting 1-5. b) Recap of identification of numbers 1- 4. c) Recap of shape 'Triangle'.	a) Recap of oral counting 1-5. b) Recap of identification of numbers 1- 4 using flash card, objects and flex. c) Recap of shape 'Triangle', by showing objects classroom material, blackboard and flex.	Justified <input type="checkbox"/>
1 st Aug Wed	EVS: a) Introduction of topic 'Clothes'.	a) Introduction of topic 'Clothes' by showing real clothes to the students & some sample clothes, informal talk, picture cards, flex and flash cards and through conversation Q/A.	Justified <input type="checkbox"/>
	Break time:	Islamic etiquette of eating and practical demo.	Justified <input type="checkbox"/>
	Freeplay/games: Outdoor freeplay.	Take the children out in the open place and allow the child to play freely on slide, tricycle, running race....	Justified <input type="checkbox"/>
	Activity: What do I feel?	Encourage the children to feel into a bag or box and guess which piece of object you have placed in it! You can show them all first and help them to name them and then see if they can remember based on how they feel. a) Activity 154- Feely bag. b) Activity 156- Number play sensory bag. c) Activity 157- Writing on sensory bag. (MS kindergarten activity book).	Justified <input type="checkbox"/>

Teacher Assessment:

Smiley for today's involvement, learning and enjoyment of teacher and students.

With the best knowledge & Imaan, I rate my accomplishment today as




When	What	How	Workdone
Day 59 2 nd Aug Thu	Deeniyat: Recap.	Recap of nuqte complete page 3.	Justified <input type="checkbox"/>
	English: a) Recap of conversation questions 1-4. b) Recap of rhyme 'Roses Are Red'. c) Recap of concept big x small. d) Recap of letters 'Aa'- 'Ff' and introduction of letter 'Gg'.	a) Recap of conversation question 1-4 with correct pronunciation. b) Recap of rhyme 'Roses Are Red' with action and rhythm. c) Recap of concept big x small. d) Recap of letters 'Aa-Ff' and introduction of letter 'Gg' with phonic sound and objects, using flash cards, black board and flex.	Justified <input type="checkbox"/>
	Math: a) Recap of oral counting 1-5. b) Recap of identification of numbers 1- 4. c) Recap of practical counting 3-4. d) Recap of shape 'Triangle'.	a) Recap of oral counting 1-5. b) Recap of identification of numbers 1- 4 using flash card, objects and flex. c) Recap of practical counting 3-4. d) Recap of shape 'Triangle', by showing objects classroom material, blackboard and flex.	Justified <input type="checkbox"/>
	EVS: a) Recap of topic 'Clothes'. b) Recap of colour 'Blue'.	a) Recap of topic 'Clothes' by showing real clothes of the students & some sample clothes, informal talk, picture cards, flex and flash card and through conversation Q/A. b) Recap of colour 'Blue' by showing different objects blue in colour.	Justified <input type="checkbox"/>
	Break time:	Islamic etiquette of eating and practical demo.	Justified <input type="checkbox"/>
	Stories: Imaginative story.	Imaginative story using picture card and puppets.	Justified <input type="checkbox"/>
	Activity: a) Fun with strokes. b) Walking on rope of storkes.	a) Fun with strokes. Draw strokes on a paper and provide colourful buttons to the students and asks them to arrange the buttons according to the strokes given. b) Place different coloured ropes as storkes. Ask the children to walk over it by saying the storkes loudly.	Justified <input type="checkbox"/>

Teacher Assessment:

Smiley for today's involvement, learning and enjoyment of teacher and students.

With the best knowledge & Imaan, I rate my accomplishment today as



When	What	How	Workdone
Day 60 3 rd Aug Fri	Deeniyat: Recap.	Recap of child identify nuqte through flash cards.	Justified <input type="checkbox"/>
	English: a) Recap of conversation questions 3-4. b) Recap of story 'The Thirsty crow' c) Recap of concept big x small. d) Recap of letters 'Aa'- 'Gg'. e) Rd book pg 5.	a) Recap of conversation questions 3-4 with correct pronunciation. b) Recap of story 'The Thirsty crow' using models and informal questions. c) Recap of concept big x small. d) Recap of letters 'Aa-Gg' with phonic sound and objects, using flash cards, black board and flex. e) Rd book pg 5 - Match the letter with objects.	Justified <input type="checkbox"/>
	EVS: a) Recap of topic 'Clothes'. b) Recap of colour 'Blue'.	a) Recap of topic 'Clothes' by showing real clothes of the students & some sample clothes, informal talk, picture cards, flex and flash cards and through conversation Q/A. b) Recap of colour 'Blue' by showing different objects bluein colour.	Justified <input type="checkbox"/>
	Break time:	Islamic etiquette of eating and practical demo.	Justified <input type="checkbox"/>
	Freeplay/games: a) Indoor freeplay. b) Pipecleaners inserting.	a) Provide the material in the classroom puzzles, inserting blocks, beads... and allow them to play freely in the class. b) Insert pipecleaners in the old plastic bottles. Refer activity 17- pipecleaners & bottle. c) Activity 82-85- Shapes lacing board. d) Activity 87- Learning number by lacing. (MS kindergarten activity book).	Justified <input type="checkbox"/>
	Rhymes: Group recitation.	Group recitation of rhyme 'Roses are Red'.	Justified <input type="checkbox"/>

Teacher Assessment:

Smiley for today's involvement, learning and enjoyment of teacher and students.

With the best knowledge & Imaan, I rate my accomplishment today as



When	What	How	Workdone
Day 61 6 th Aug Mon	Deeniyat: Recap.	Recap of child identify nuqte through flash cards.	Justified <input type="checkbox"/>
	English: a) Recap of conversation questions 3-4. b) Recap of story 'The Thirsty Cow' c) Introduction of concept 'open x close'. d) Recap of letters 'Aa'- 'Gg'.	a) Recap of conversation question 3-4 with correct pronunciation. b) Recap of story 'The Thirsty Crow' using models and informal questions. c) Introduction of concept 'open x close' by doing practical demo involving students and showing flex. d) Recap of letters 'Aa-Gg' with phonic sound and objects, using flash cards, black board and flex.	Justified <input type="checkbox"/>
	Math: a) Recap of oral counting 1-5. b) Recap of identification of numbers 1- 4. c) Recap of practical counting 3-4. d) Recap of shape 'Triangle'.	a) Recap of oral counting 1-5. b) Recap of identification of numbers 1- 4 using flash card, objects and flex. c) Recap of practical counting 3-4. d) Recap of shape 'Triangle', by showing objects classroom material, blackboard and flex.	Justified <input type="checkbox"/>
	EVS: a) Recap of topic 'Clothes'. b) Recap of colour 'Green'.	a) Recap of topic 'Clothes' by informal talk, picture cards, flex and flash card and through conversation Q/A. b) Recap of colour 'Green' by showing different objects green in colour.	Justified <input type="checkbox"/>
	Break time:	Islamic etiquette of eating and practical demo.	Justified <input type="checkbox"/>
	Freeplay/games: Indoor freeplay. Lacing of number cards.	Make big number cardboards. Punch holes in it provide children lace to do the lacing on the number cardboards. (Ms activity 87-Learning numbers by lacing).	Justified <input type="checkbox"/>
	Activity: Sand tray practice of letters 'Aa-Gg'.	Sand tray practice of letters 'Aa-Gg'.	Justified <input type="checkbox"/>

Teacher Assessment:

Smiley for today's involvement, learning and enjoyment of teacher and students.

With the best knowledge & Imaan, I rate my accomplishment today as




When	What	How	Workdone
Day 62 7 th Aug Tue	Deeniyat: Assembly time: Deeniyat dua.	Refer Rd pg 1.	Justified <input type="checkbox"/>
	English: a) Recap of conversation questions 3-4. b) Recap of concept 'open x close'. c) Recap of letters 'Aa'- 'Gg'.	a) Recap of conversation question 3-4 with correct pronunciation. b) Recap of concept 'open x close' by doing practical demo involving students and showing flex. c) Recap of letters 'Aa-Gg' with phonic sound and objects, using flash cards, black board and flex.	Justified <input type="checkbox"/>
	Math: a) Recap of oral counting 1-5. b) Recap of identification of numbers 1- 4. c) Recap of practical counting 3-4. d) Recap of shape 'Triangle'.	a) Recap of oral counting 1-5. b) Recap of identification of numbers 1- 4 using flash card, objects and flex. c) Recap of practical counting 3-4. d) Recap of shape 'Triangle', by showing objects classroom material, blackboard and flex.	Justified <input type="checkbox"/>
	Break time:	Islamic etiquette of eating and practical demo.	Justified <input type="checkbox"/>
	Activity: Deeniyat- Assginment 8, finger tip printing, pg 27.	Deeniyat- Assginment 8, finger tip printing, pg 27.	Justified <input type="checkbox"/>
	Freeplay/games: a) Arranging values. b) Caterpillar pom pom counting.	a) Drawing numbers on the floor and let the children arrange values along with the number and teacher to provide the material (ice-cream sticks, pencils, crayons...) and facilitate. b) Caterpillar pom pom counting: Refer activity 20. (MS kindergarten activity book).	Justified <input type="checkbox"/>
	Story: Recap of story 'The Thirsty crow'	Recap of story 'The Thirsty crow' using models and informal questions.	Justified <input type="checkbox"/>
	Rhymes: Recite 'Clean up song'.	'Clean up song'. Also recap all the rhyme learnt through individual recitation.	Justified <input type="checkbox"/>

Teacher Assessment:

Smiley for today's involvement, learning and enjoyment of teacher and students.

With the best knowledge & Imaan, I rate my accomplishment today as

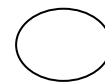


When	What	How	Workdone
Day 63 8 th Aug Wed	Deeniyat: Recap of tasmiyah.	Make the child repeat tsmiyah along with the teacher.	Justified <input type="checkbox"/>
	English: a) Recap of conversation questions 3-4. b) Recap of concept 'open x close'. c) Recap of letters 'Aa'- 'Gg'.	a) Recap of conversation questions 3-4 with correct pronunciation. b) Recap of concept 'open x close' by doing practical demo involving students and showing flex. c) Recap of letters 'Aa-Gg' with phonic sound and objects, using flash cards, black board and flex.	Justified <input type="checkbox"/>
	Math: a) Recap of oral counting 1-5. b) Recap of identification of numbers 1- 4 and introduction of number 5. c) Recap of practical counting 3-4.	a) Recap of oral counting 1-5. b) Recap of identification of numbers 1- 4 and introduction of number 5 using flash card, objects and flex, Rd pg 6. c) Recap of practical counting 3-4.	Justified <input type="checkbox"/>
	EVS: a) Recap of topic 'Clothes'. b) Recap of colour 'Green'.	a) Recap of topic 'Clothes' by informal talk, picture cards, flex and flash card and through conversation Q/A. b) Recap of colour 'Green' by showing different objects of green colour.	Justified <input type="checkbox"/>
	Break time:	Islamic etiquette of eating and practical demo.	Justified <input type="checkbox"/>
	Freeplay/games: a) Indoor freeplay. b) Caterpillar pom pom counting.	a) Provide the material in the classroom puzzles, inserting blocks, beads etc and allow them to play freely in the class. b) Caterpillar pomp om counting. Refer activity 20.	Justified <input type="checkbox"/>
	Activity: Letter/number hunt.	Letter/number hunt. Take some sand in a tray hide letters and ask the students to search letters hidden in the sand. Refer: MS activity 129- Letter/number hunt.	Justified <input type="checkbox"/>

Teacher Assessment:

Smiley for today's involvement, learning and enjoyment of teacher and students.

With the best knowledge & Imaan, I rate my accomplishment today as



When	What	How	Workdone
Day 64 9 th Aug Thu	Deeniyat: Recap.	Make the child repeat tasmiyah along with the teacher.	Justified <input type="checkbox"/>
	English: a) Recap of conversation questions 3-4. b) Recap of concept 'open x close'. c) Recap of letters 'Aa'- 'Gg'. d) Introduction of rhyme 'A Cat in the Cupboard'.	a) Recap of conversation questions 3-4 with correct pronunciation. b) Recap of concept 'open x close' by doing practical demo involving students and showing flex. c) Recap of letters 'Aa-Gg' with phonic sound and objects, using flash cards, black board and flex. d) Introduction of rhyme 'A Cat in the Cupboard' with physical action and correct pronunciation.	Justified <input type="checkbox"/>
	Math: a) Recap of oral counting 1-5. b) Recap of identification of numbers 1- 4 and introduction of number 5. c) Recap of practical counting 3-4.	a) Recap of oral counting 1-5. b) Recap of identification of numbers 1- 4 and introduction of number 5 using flash card, objects and flex, Rd pg 6. c) Recap of practical counting 3-4.	Justified <input type="checkbox"/>
	EVS: a) Recap of topic 'Clothes'. b) Recap of colour 'Green'.	a) Recap of topic 'Clothes' by informal talk, picture cards, flex and flash card and through conversation Q/A. b) Recap of colour 'Green' by showing different objects of green colour.	Justified <input type="checkbox"/>
	Break time:	Islamic etiquette of eating and practical demo.	Justified <input type="checkbox"/>
	Freeplay/games: Indoor freeplay.	Indoor freeplay.	Justified <input type="checkbox"/>
	Activity: Fine motor skills.	Give your child unbreakable bottles with lids. Ask them to turn the lids in the anti clockwise direction to open and in the clockwise direction to close. Tell your child to open and close taps while washing hands and brushing teeth. a) Open & close bottle caps. (MS activity 149) b) Sorting (MS activity 8) c) Inserting pipe cleaners (MS activity 41). (MS kindergarten activity book).	Justified <input type="checkbox"/>

Teacher Assessment:

Smiley for today's involvement, learning and enjoyment of teacher and students.

With the best knowledge & Imaan, I rate my accomplishment today as



When	What	How	Workdone
Day 65 10 th Aug Fri	Deeniyat: Recap of kalima.	Make the child repeat kalima-e-taiyyibah along with the teacher.	Justified <input type="checkbox"/>
	English: a) Recap of strokes and curves. b) Recap of letters 'Aa'- 'Gg' and introduction of letter 'Hh'. c) Recap of rhyme 'A Cat in the Cupboard'.	a) Recap of strokes and curves —\∕C . b) Recap of letters 'Aa-Gg' and introduction of letter 'Hh' by showing objects, informal talk and sand paper flash cards of letters and flex with phonic sound. c) Recap of rhyme 'A Cat in the Cupboard' with body action and correct pronunciation.	Justified <input type="checkbox"/>
	EVS: a) Recap of topic 'Clothes'. b) Recap of colour 'Green'.	a) Recap of topic 'Clothes' by informal talk, picture cards, flex and flash card and through conversation Q/A. b) Recap of colour 'Green' by showing different objects green in colour.	Justified <input type="checkbox"/>
	Break time:	Islamic etiquette of eating and practical demo.	Justified <input type="checkbox"/>
	Freeplay/games: Jumping in shape triangle.	Draw a triangle on the floor and ask students to jump from sleeping line to slanting line. Also jump in the triangle, jump out of the triangle jump 1 time, 2 time, 3 time in the triangle.	Justified <input type="checkbox"/>
	Rhymes: Recite vegetable rhymes.	Tomatoes and carrots Cabbage and peas Look so yummy All red and green So little children Eat them everyday It make you grow Strong and smart.	Justified <input type="checkbox"/>

Teacher Assessment:

Smiley for today's involvement, learning and enjoyment of teacher and students.

With the best knowledge & Imaan, I rate my accomplishment today as



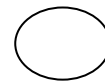
Note: 11th August 2018 - Saturday
2nd PTM
SA1 Time table, Portion and Revision.

When	What	How	Workdone
Day 66 13 th Aug Mon	Deeniyat: Recap.	Make the child repeat kalima-e-taiyyiabah along with the teacher.	Justified <input type="checkbox"/>
	English: a) Introduction of conversation question no 5. b) Recap of letters 'Aa'-'Hh'. c) Recap of rhyme 'A Cat in the Cupboard'.	a) Introduction of conversation question no 5 with correct pronunciation Q.5. What is your father's name? b) Recap of letters 'Aa-Hh' by showing objects, informal talk and sand paper flash cards of letters and flex with phonic sound. c) Recap of rhyme 'A Cat in the Cupboard' with physical action and correct pronunciation.	Justified <input type="checkbox"/>
	Math: a) Recap of oral counting 1-5. b) Recap of identification of numbers 1-5. c) Recap of practical counting 3-4.	a) Recap of oral counting 1-5. b) Recap of identification of numbers 1-5 using flash card, objects and flex. c) Recap of practical counting 3-4.	Justified <input type="checkbox"/>
	EVS: a) Introduction of topic 'Home Appliances'. b) Recap of colour 'Green'.	a) Introduction of topic 'Home Appliances' by showing models of home appliances to the students, informal talk, pictures cards, flex, black board and flash cards. b) Recap of colour 'Green' by showing different objects green in colour.	Justified <input type="checkbox"/>
	Break time:	Islamic etiquette of eating and practical demo.	Justified <input type="checkbox"/>
	Activity: Crawling race.	Take the children out in the open area, let them have crawling race and distribute chocolate to motivate all the students. Also refer activity 89-crawling under in MS activity book. Instruct your menial staff to clean the floor well and ask the children to crawl under the table/benches/chair.	Justified <input type="checkbox"/>
	Freeplay/games: Clay moulding.	Clay moulding and slate practice.	Justified <input type="checkbox"/>

Teacher Assessment:

Smiley for today's involvement, learning and enjoyment of teacher and students.

With the best knowledge & Imaan, I rate my accomplishment today as



When	What	How	Workdone
Day 67 14 th Aug Tue	Deeniyat: Assembly time: Deeniyat dua.	Refer Rd pg 1.	Justified <input type="checkbox"/>
	English: a) Recap of conversation question no 5. b) Recap of letters 'Aa'-'Hh'. c) Recap of rhyme 'A Cat in the Cupboard'.	a) Recap of conversation question no 5 with correct pronunciation. b) Recap of letters 'Aa-Hh' by showing objects, informal talk and sand paper flash cards of letters and flex with phonic sound. c) Recap of rhyme 'A Cat in the Cupboard' with physical action and correct pronunciation.	Justified <input type="checkbox"/>
	Math: a) Introduction of oral counting 6-10. b) Recap of identification of numbers 1-5. c) Recap of practical counting 3-4.	a) Introduction of oral counting 6-10 by doing actions clapping, hopping etc. b) Recap of identification of numbers 1-5 using flash card, objects and flex. c) Recap of practical counting 3-4.	Justified <input type="checkbox"/>
	Break time:	Islamic etiquette of eating and practical demo.	Justified <input type="checkbox"/>
	Activity: Deeniyat- Expalin about Jannah.	Deeniyat- Expalin about Jannah.	Justified <input type="checkbox"/>
	Freeplay/games: Outdoor Number/letter/chair	Write/place number cards of the numbers taught till now, on the chairs. Sing a rhyme and when you stop the children have to sit on the chairs will only number 1 flash card, or number 2 flash card so on. Same can be done with letters as well. The children will learn identification of numbers & letters in playway. Refer activity 9.	Justified <input type="checkbox"/>
	Story: Imaginative story.	Imaginative story.	Justified <input type="checkbox"/>
	Rhymes: Individual recitation.	Individual recitation of rhyme 'A for Allah'.	Justified <input type="checkbox"/>

Teacher Assessment:

Smiley for today's involvement, learning and enjoyment of teacher and students.

With the best knowledge & Imaan, I rate my accomplishment today as




Note: 15th August 2018 - Wednesday
Happy Independence Day and Fancy Dress Competition.

When	What	How	Workdone
Day 68 16 th Aug Thu	Deeniyat: Recap of Islaami maloomaat.	Make the child repaeat islaami maloomaat Q. 1 & 2.	Justified <input type="checkbox"/>
	English: a) Recap of conversation question no 5. b) Recap of letters 'Aa'-'Hh'. c) Rhyme: Recap of rhymes with action and rhythm.	a) Recap of conversation question no 5 with correct pronunciation. b) Recap of letters 'Aa-Hh' by showing objects, informal talk and sand paper flash cards of letters and flex with phonic sound. c) Recap of rhyme with action and rhythm.	Justified <input type="checkbox"/>
	Math: a) Recap of oral counting 6-10. b) Recap of identification of numbers 1-5. c) Recap of practical counting 3-4.	a) Recap of oral counting 6-10 by doing actions clapping, hopping etc. b) Recap of identification of numbers 1-5 using flash card, objects and flex. c) Recap of practical counting 3-4.	Justified <input type="checkbox"/>
	EVS: a) Recap of topic 'Home Appliances'. b) Recap of colour 'Green'.	a) Recap of topic 'Home Appliances' by showing models of home appliances to the students, informal talk, pictures cards, flex,black board and flash cards. b) Recap of colour 'Green' by showing different objects green in colour.	Justified <input type="checkbox"/>
	Break time:	Islamic etiquette of eating and practical demo.	Justified <input type="checkbox"/>
	Activity:	a) Physical activity: Stretching hands, touching toes, hopping.... Add directions, go, hop, etc. can add more actions. b) You can also play simon says game. c) Activity 94- Roll ball through the number. (Recap number 1-5 in this activity). (MS kindergarten activity book).	Justified <input type="checkbox"/>
	Story: Enact the story of 'The lion and the mouse'.	Enact the story of 'The lion and the mouse'.	Justified <input type="checkbox"/>

Teacher Assessment:

Smiley for today's involvement, learning and enjoyment of teacher and students.

With the best knowledge & Imaan, I rate my accomplishment today as




When	What	How	Workdone
Day 69 17 th Aug Fri	Deeniyat: Recap.	Make the child repeat islaami maloomaat Q.1, individually.	Justified <input type="checkbox"/>
	English: a) Recap of conversation question no 5. b) Recap of letters 'Aa'-'Hh'. c) Rhyme: Recap of rhymes with action and rhythm. d) Introduction of strokes.	a) Recap of conversation question no 5 with correct pronunciation. b) Recap of letters 'Aa-Hh' by showing objects, informal talk and sand paper flash cards of letters and flex with phonic sound. c) Recap of rhyme with action and rhythm. d) Introduction of strokes up open curve U.	Justified <input type="checkbox"/>
	EVS: a) Recap of topic 'Home Appliances'. b) Recap of colour 'Green'.	a) Recap of topic 'Home Appliances' by showing models of home appliances to the students, informal talk, picture cards, flex, black board and flash cards. b) Recap of colour 'Green' by showing different objects green in colour.	Justified <input type="checkbox"/>
	Break time:	Islamic etiquette of eating and practical demo.	Justified <input type="checkbox"/>
	Freeplay/games: Outdoor play. Number/letter/chairs.	a) Activity 90- Number/letter chairs, Ref: Day 66. b) Activity 92- Hand and foot jump. (MS kindergarten activity book).	Justified <input type="checkbox"/>
	Rhymes: Recite the rhyme Scrub the kitchen floor.	Scrub the kitchen floor... scrip scrap Hang the wash to dry... flip flap flip flap Mix the pudding to eat... round & round Eat a piece of cake ... yum yum. Pour ac cup of tea.. splish splash. Hammer on the nail ... bing bang. Rock the baby to sleep... Hmmm Hmmm.... Shhhhh.....	Justified <input type="checkbox"/>

Teacher Assessment:

Smiley for today's involvement, learning and enjoyment of teacher and students.

With the best knowledge & Imaan, I rate my accomplishment today as



When	What	How	Workdone
Day 70	Deeniyat: Recap.	Make the child repeat Islaami maloomaat Q.2, individually.	Justified <input type="checkbox"/>
	English: a) Recap of conversation question no 5. b) Recap of letters 'Aa'-'Hh'. c) Rd activity pg 10. d) Recap of strokes.	a) Recap of conversation question no 5 with correct pronunciation. b) Recap of letters 'Aa-Hh' by showing objects, informal talk and sand paper flash cards of letters and flex with phonic sound. c) Rd activity pg 10 - Trace the right slanting line. d) Recap of strokes up open curve U.	Justified <input type="checkbox"/>
20 th Aug Mon	Math: a) Recap of oral counting 6-10. b) Recap of identification of numbers 1-5. c) Recap of practical counting 3-4.	a) Recap of oral counting 6-10 by doing actions clapping, hopping etc. b) Recap of identification of numbers 1-5 using flash cards, objects and flex. c) Recap of practical counting 3-4.	Justified <input type="checkbox"/>
	EVS: a) Recap of topic 'Home Appliances'. b) Introduction of colour 'Yellow'.	a) Recap of topic 'Home Appliances' by showing models of home appliances to the studetns, informal talk, pictures cards, flex,black board and flash cards. b) Introduction of colour 'Yellow' by showing different objects, informal talk and conversation questions.	Justified <input type="checkbox"/>
	Break time:	Islamic etiquette of eating and practical demo.	Justified <input type="checkbox"/>
	Freeplay/games: a) Jumping in shape triangle. b) Lacing board to triangle.	a) Draw a triangle on the floor and ask students to jump from sleeping to slanting lines. b) Make a cardboard triangle & punch holes. Provide children lace so that they can insert through the holes. Activity 85: Shapes lacing board. You can make other shapes like circle, square and rectangle lacing board also. (MS kindergarten activity book).	Justified <input type="checkbox"/>
	Activity: Old newspaper tearing and making paper balls.	Old newspaper tearing and making paper balls - provide the students with old news papers and allow them to tear and make paper balls and ask them to clean their class on their own and sing clean up song while cleaning.	Justified <input type="checkbox"/>

Teacher Assessment:

Smiley for today's involvement, learning and enjoyment of teacher and students.

With the best knowledge & Imaan, I rate my accomplishment today as

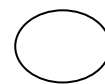


When	What	How	Workdone
Day 71 21 st Aug Tue	Deeniyat: Asssmbly time: Deeniyat Dua.	Refer Rd pg 1.	Justified <input type="checkbox"/>
	English: a) Recap of conversation question no 5. b) Recap of strokes. c) Recap of letters 'Aa'-'Hh' and intro of letter 'Ii'. d) Introduction of hindi rhyme 'Lal tamatar'.	a) Recap of conversation question no 5 with correct pronunciation. b) Recap of strokes up open curve U. c) Recap of letters 'Aa-Hh' and intro of letter 'Ii' by showing objects, informal talk and sand paper flash cards of letters and flex with phonic sound. d) Introduction of hindi rhyme 'Lal tamatar' with actions.	Justified <input type="checkbox"/>
	Math: a) Recap of oral counting 6-10. b) Recap of identification of numbers 1-5. c) Recap of practical counting 3-4.	a) Recap of oral counting 6-10 by doing actions clapping, hopping etc. b) Recap of identification of numbers 1-5 using flash cards, objects and flex. c) Recap of practical counting 3-4.	Justified <input type="checkbox"/>
	Break time:	Islamic etiquette of eating and practical demo.	Justified <input type="checkbox"/>
	Freeplay/games: a) Oraganized game - Physical activity. b) Team building activity.	a) Jump, Jump, Jump (children move along to song) We can jump, jump jump We can hop, hop, hop We can clap, clap, clap We can stop, stop, stop, We can stretch up both our arms, We can reach and touch our toes, We can bend our knees a little bit, And sit down slow. b) Team building activity- Two children will try to balance a ball on a newspaper and walk to put it in the basket near the finishing line. (MS kindergarten activity book).	Justified <input type="checkbox"/>
	Activity: Deeniyat- Explain about Jannah.	Deeniyat- Explain about Jannah.	Justified <input type="checkbox"/>

Teacher Assessment:

Smiley for today's involvement, learning and enjoyment of teacher and students.

With the best knowledge & Imaan, I rate my accomplishment today as



Note: 22nd - 26th August 2018


Eid-ul-Adha Holidays.

When	What	How	Workdone
Day 72 27 th Aug Mon	Deeniyat: Recap of dua.	Make the child khaane se pehle ki dua with tarjama.	Justified <input type="checkbox"/>
	English: a) Recap of conversation question no 5. b) Recap of strokes. c) Recap of letters 'Aa-'Ii'. d) Rhyme: Recap of rhyme with action and rhythm.	a) Recap of conversation question no 5 with correct pronunciation. b) Recap of strokes up open curve U. c) Recap of letters 'Aa-'Ii' by showing objects, informal talk and sand paper flash cards of letters and flex with phonic sound. d) Recap of rhyme with action and rhythm.	Justified <input type="checkbox"/>
	Math: a) Recap of oral counting 1-10. b) Recap of identification of numbers 1-5. c) Recap of practical counting 1-4.	a) Recap of oral counting 1-10 by doing actions clapping, hopping etc. b) Recap of identification of numbers 1-5 using flash cards, objects and flex. c) Recap of practical counting 1-4.	Justified <input type="checkbox"/>
	EVS: a) Recap of topic 'Home Appliances'. b) Recap of colour 'Yellow'.	a) Recap of topic 'Home Appliances' by showing models of home appliances to the students, informal talk, pictures cards, flex,black board and flash card. b) Recap of colour 'Yellow' by showing different objects, informal talk and conversation question.	Justified <input type="checkbox"/>
	Break time:	Islamic etiquette of eating and practical demo.	Justified <input type="checkbox"/>
	Freeplay/games: a) Arranging values. b) Pom poms counting & value.	a) Drawing numbers on the floor and let the children arrange values along with the number and teacher to provide the material (ice-cream sticks, pencils, crayons...) and facilitate. b) Pom pom counting & value using twizzer or with fingers of pincer grip. (Thumb & pointer finger) Ref: Activity 14. (MS kindergarten activity book).	Justified <input type="checkbox"/>
	Activity: Falsh card matching.	Flash card matching - match number to its value.	Justified <input type="checkbox"/>

Teacher Assessment:

Smiley for today's involvement, learning and enjoyment of teacher and students.

With the best knowledge & Imaan, I rate my accomplishment today as

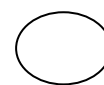


When	What	How	Workdone
Day 73 28 th Aug Tue	Deeniyat: Assembly time: Deeniyat dua.	Refer Rd pg 1.	Justified <input type="checkbox"/>
	English: a) Recap of conversation question no 5. and introduction of Q.7. b) Recap of strokes. c) Recap of letters 'Aa'-'Ii'.	a) Recap of conversation question no 5 with correct pronunciation and introduction of Q.7. What is your mother's name? b) Recap of strokes up open curve U. c) Recap of letters 'Aa'-'Ii' by showing objects, informal talk and sand paper flash cards of letters and flex with phonic sound.	Justified <input type="checkbox"/>
	Math: a) Recap of oral counting 1-10. b) Recap of identification of numbers 1-5. c) Recap of practical counting 1-4.	a) Recap of oral counting 1-10 by doing actions clapping, hopping etc. b) Recap of identification of numbers 1-5 using flash cards, objects and flex. c) Recap of practical counting 1-4.	Justified <input type="checkbox"/>
	Break time:	Islamic etiquette of eating and practical demo.	Justified <input type="checkbox"/>
	Freeplay/games: Math- Number identification.	Ref: activity 9- Number identification. Ref: activity 11- Number identification & counting. Ref: activity 13- Watermelon seeds counting. (MS kindergarten activity book).	Justified <input type="checkbox"/>
	Activity: Deeniyat- Explain about salaam karne ki ahmiyat.	Deeniyat- Explain about salaam karne ki ahmiyat.	Justified <input type="checkbox"/>
	Story: Imaginative story.	Imaginative story.	
Rhyme: Recite Hindi rhyme 'Ghar'.	'Ghar' Sundar pyara mera ghar Sabse niyara mera ghar Sardi, garmi varsha se Kabhi nahi hara mera ghar Miljhul kar hum rehte hai Kabhi nahi jhagadte hai Swarg se sundar mera ghar Phir kyu jana idhar udhar.	Justified <input type="checkbox"/>	

Teacher Assessment:

Smiley for today's involvement, learning and enjoyment of teacher and students.

With the best knowledge & Imaan, I rate my accomplishment today as



When	What	How	Workdone
Day 74 29 th Aug Wed	Deeniyat: Recap.	Recap of khaane se pehle ki dua with tarjma.	Justified <input type="checkbox"/>
	English: a) Recap of conversation question no 7. b) Recap of strokes, Rd activity pg 10. c) Recap of letters 'Aa'-'Ii' and introduction of letter 'Jj'.	a) Recap of conversation question no 7 with correct pronunciation. b) Recap of strokes, Rd activity pg 10 - Trace the left slanting line. c) Recap of letters 'Aa'-'Ii' and introduction of letter 'Jj' by showing objects, informal talk and sand paper flash cards of letters and flex with phonic sound.	Justified <input type="checkbox"/>
	Math: a) Recap of oral counting 1-10. b) Recap of identification of numbers 1-5. c) Recap of practical counting 1-4. d) Recap of shapes circle and triangle.	a) Recap of oral counting 1-10 by doing actions clapping, hopping etc. b) Recap of identification of numbers 1-5 using flash cards, objects and flex. c) Recap of practical counting 1-4. d) Recap of shapes circle and triangle.	Justified <input type="checkbox"/>
	EVS: a) Recap of topic 'Home Appliances'. b) Recap of colour 'Yellow'.	a) Recap of topic 'Home Appliances' by showing models of home appliances to the students, informal talk, picture cards, flex, black board and flash cards. b) Recap of colour 'Yellow' by showing different objects, informal talk and conversation question.	Justified <input type="checkbox"/>
	Break time:	Islamic etiquette of eating and practical demo.	Justified <input type="checkbox"/>
	Freeplay/games: Math - Number identification.	Ref: Number identification of activities, done on day 72.	Justified <input type="checkbox"/>
	Activity: Clay moulding.	Clay moulding - making strokes and curves.	Justified <input type="checkbox"/>

Teacher Assessment:

Smiley for today's involvement, learning and enjoyment of teacher and students.

With the best knowledge & Imaan, I rate my accomplishment today as



30th August 2018 - Thursday

Yellow Day

Note: Inform the students to wear Yellow colour dress, get any yellow colour object for the next day's Yellow Day Celebration.

When	What	How	Work done
Day 75 30 th Aug Thu	Yellow Day Celebration	Teacher to talk about Yellow colour objects, show and tell activity by the students and group activity using Yellow colour.	Justified <input type="checkbox"/>

Teacher Assessment:

Smiley for today's involvement, learning and enjoyment of teacher and students.



With the best knowledge & Imaan, I rate my accomplishment today as



When	What	How	Workdone
Day 76 31 st Aug Fri	Deeniyat: Recap.	Recap.	Justified <input type="checkbox"/>
	English: a) Recap of conversation question no 7. b) Recap of strokes, Rd activity pg 10. c) Recap of letters 'Aa'-'Jj'. d) Pending work.	a) Recap of conversation question no 7 with correct pronunciation. b) Recap of strokes, Rd activity pg 10 - Trace the left slanting line. c) Recap of letters 'Aa'-'Jj' by showing objects, informal talk and sand paper flash cards of letters and flex with phonic sound. d) Complete Pending work.	Justified <input type="checkbox"/>
	Math: a) Recap of oral counting 1-10. b) Recap of identification of numbers 1-5. c) Recap of practical counting 1-4. d) Recap of shapes circle and triangle. e) Pending work.	a) Recap of oral counting 1-10 by doing actions clapping, hopping etc. b) Recap of identification of numbers 1-5 using flash card, objects and flex. c) Recap of practical counting 1-4. d) Recap of shapes circle and triangle. e) Complete Pending work.	Justified <input type="checkbox"/>
	EVS: a) Recap of topic 'Home Appliances'. b) Recap of colour 'Yellow'. c) Pending work.	a) Recap of topic 'Home Appliances' by showing models of home appliances to the students, informal talk, picture cards, flex, black board and flash cards. b) Recap of colour 'Yellow' by showing different objects, informal talk and conversation question. e) Complete Pending work.	Justified <input type="checkbox"/>
	Break time:	Islamic etiquette of eating and practical demo.	Justified <input type="checkbox"/>
	Freeplay/games: a) Freeze game. b) Ball play.	a) Take the children out in the open area and allow the child to move freely by doing actions which they like as soon as teacher say 'freeze' they need to stand where ever they are whichever may be the position. Let them enjoy the game. b) Play with yellow colour balls in the ground/classroom.	Justified <input type="checkbox"/>
	Rhyme: Recite the rhyme 'Scrub the kitchen floor'.	Recite the rhyme 'Scrub the kitchen floor'.	Justified <input type="checkbox"/>

Teacher Assessment:

Smiley for today's involvement, learning and enjoyment of teacher and students.

With the best knowledge & Imaan, I rate my accomplishment today as

