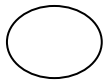



Day wise plan for the month of November 2018



Class - Nursery - Maharashtra

When	What	How	Work done
Day 87 2 nd Nov Tue	Deeniyat: Do Assignment 10.	Assignment 10, pg no 45.	Justified <input type="checkbox"/>
	English: a) Recap of Conversation Q. 1-12. b) Recap of letter 'Aa' to 'Mm'. c) Recap of zig-zag line. d) Recap of concept- Tall x short.	a) Recap of Conversation question no. 12 Q. In which class do you study? b) Recap of letter 'Aa' to 'Mm' with phonic sound and objects using flex, flash cards, sand tray, black board and slate practice. c) Recap of zig-zag line using black board, slate work, sand tray and air practice. d) Recap of concept- Tall x short, through practical demo and body movement.	Justified <input type="checkbox"/>
	Math: a) Introduction of number 13. b) Recap oral counting 1-25. c) Recap of shape circle and triangle. d) Activity book pg. no. 78. e) Reader pg. no. 15.	a) Introduction of number 13 using object in the classroom informal talk, blackboard and flex. b) Recap oral counting 1-25. c) Recap of shape circle and triangle. d) Activity book pg. no. 78, trace number 12 and colour the objects. f) Reader pg. no. 15, trace the given number.	Justified <input type="checkbox"/>
	EVS: a) Recap of topics 'home appliances'. b) Recap of colours. c) Recap of question 3-4.	a) Recap of topics 'home appliances' informal talk, blackboard, flash cards, flex, conversation question and answers. b) Recap of colours by showing different objects and models. c) Recap of question 3-4 (Transport).	Justified <input type="checkbox"/>
	Break time:	Islamic etiquette of eating and practical demo.	Justified <input type="checkbox"/>
	Freeplay/games: a) Threading the beads. b) Activity : 4 Activity: 31	a) Use colourful beads and allow the children to do threading and talk about beads colours..., numbers... b) Cutting through the strokes. c) Watermelon seeds counting.	Justified <input type="checkbox"/>
	Activity: Deeniyat		Justified <input type="checkbox"/>
	Rhymes: Recite rhymes learnt till now.	Recite rhymes learnt till now.	Justified <input type="checkbox"/>
	Story: Recap of story 'Rani and the Red Ribbon.	Recap of story 'Rani and the Red Ribbon.	Justified <input type="checkbox"/>
	Homework: Math: Practice no. 12		

Teacher Assessment:


Smiley for today's involvement, learning and enjoyment of teacher and students. 


With the best knowledge & Imaan, I rate my accomplishment today as 

When	What	How	Work done
Day 88 5 th Nov Mon	Deeniyat: Introduction of trajama kalima-e-tayyibah.	Make the child repeat kalima with tarjama.	Justified <input type="checkbox"/>
	English: a) Introduction of Conversation Q. 13. b) Introduction of letter 'Nn'. c) Recap of zig-zag line. d) Recap of concept- Tall x short.	a) Introduction of Conversation Q. 13. Q. Who is your class teacher? b) Introduction of letter 'Nn' with phonic sound and objects using flex, flash cards, sand tray, black board and slate practice. c) Recap of zig-zag line using black board, slate work, sand tray and air practice. d) Recap of concept- Tall x short, through practical demo and body movement.	Justified <input type="checkbox"/>
	Math: a) Introduction of number 13. b) Introduction of oral counting 26-30. c) Recap of shape circle and triangle.	a) Introduction of number 13 using object in the classroom informal talk, blackboard and flex. b) Introduction of oral counting 1-25. c) Recap of shape circle and triangle.	Justified <input type="checkbox"/>
	EVS: a) Introduction of topics 'Flowers'. b) Recap of colour 'White'. c) Recap of question 3-4.	a) Introduction of topics 'Flowers' informal talk, blackboard, flash cards, flex, conversation question and answers. b) Recap of colour 'White' colour by showing different objects and models. c) Recap of question 3-4 (Transport).	Justified <input type="checkbox"/>
	Break time:	Islamic etiquette of eating and practical demo.	Justified <input type="checkbox"/>
	Freeplay/games: a) Outdoor free play. b) Activity: 212 c) Activity: 217	a) Take the children out in the open place and allow the child to play freely on slider, tricycle, running race... b) Ball transfer. c) Ball and spoon game.	Justified <input type="checkbox"/>
	Activity: My art cart book pg. no. 13.	My art cart book pg. no. 13 a submarine floats on the water and swims like fish. Colour it with bright crayons.	Justified <input type="checkbox"/>
	Homework: English: Slate practice of letter 'Mm'.		
Teacher Assessment: Smiley for today's involvement, learning and enjoyment of teacher and students.  With the best knowledge & Imaan, I rate my accomplishment today as 			

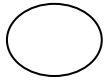

When	What	How	Work done
Day 89 6 th Nov Tue	Assembly time: Deeniyat Nazm.	Refer reader pg 29.	Justified <input type="checkbox"/>
	English: a) Recap of Conversation Q. 1 - 13. b) Recap of letters 'Aa' to 'Nn'. c) Recap of zig-zag line. d) Recap of concept- Tall x short.	a) Recap of Conversation Q. 1 to 13. b) Recap of letters 'Aa' to 'Nn' with phonic sound and objects using flex, flash cards, sand tray, black board and slate practice. c) Recap of zig-zag line using black board, slate work, sand tray and air practice. d) Recap of concept- Tall x short, through practical demo and body movement.	Justified <input type="checkbox"/>
	Math: a) Recap of numbers 1 - 13. b) Recap of oral counting 26-30. c) Recap of shape circle and triangle.	a) Recap of numbers 1 - 13 using object in the classroom informal talk, blackboard and flex. b) Recap of oral counting 1-25. c) Recap of shape circle and triangle.	Justified <input type="checkbox"/>
	EVS: a) Recap of topics 'Flowers'. b) Recap of colour 'White'. c) Recap of question 3-4.	a) Recap of topics 'Flowers' informal talk, blackboard, flash cards, flex, conversation question and answers. b) Recap of colour 'White' colour by showing different objects and models. c) Recap of question 3-4 (Transport).	Justified <input type="checkbox"/>
	Break time:	Islamic etiquette of eating and practical demo.	Justified <input type="checkbox"/>
	Freeplay/games: Blind fold game.	Blind fold game - Provide different fruits or vegetables to the students and allow them to blind fold their eyes and help them guess which fruits or vegetables is it by touching feeling it.	Justified <input type="checkbox"/>
	Activity: Deeniyat	Assignment 11, pg 46.	
	Rhymes: a) Recite rhyme 'Machli jal ki Rani hai'. b) Recap Titli Rani.	'Machli jal ki Rani hai'. 'Machli jal ki Rani hai! Jeevan uska pani hai Hath lagao to darjayegi Bahar nikalo to marjayegi.	Justified <input type="checkbox"/>
Story: Enacting of story 'An Ant and The Dove'.	Enacting of story 'An Ant and The Dove'.	Justified <input type="checkbox"/>	

Teacher Assessment:

Smiley for today's involvement, learning and enjoyment of teacher and students. 

With the best knowledge & Imaan, I rate my accomplishment today as  10

**Note: 7th to 17th November 2018 - Wednesday to Saturday
Diwali Holidays.**

When	What	How	Work done
Day 90 19 th Nov Mon	Deeniyat: Introduction of paani peene ki sunnatein.	Introduce sunnatein 4 to 6 & explain about it.	Justified <input type="checkbox"/>
	English: a) Introduction of Conversation Q. 14. b) Recap of letter 'Nn'. c) Recap of story 'Two wise Goats'. d) Activity book pg. no. 27.	a) Introduction of Conversation Q. 14. Q. How do you come to school? b) Recap of letter 'Nn' with phonic sound and objects using flex, flash cards, sand tray, black board and slate practice. c) Recap of story 'Two wise Goats', using models props, Q/A, informal conversation. d) Activity book pg. no. 27, trace the letter 'Nn' and do colouring.	Justified <input type="checkbox"/>
	Math: a) Recap of number 1-13. b) Recap of oral counting 26-30. c) Introduction of shape Square. d) Activity book pg. no. 79.	a) Recap of number 1-13 using object in the classroom informal talk, blackboard and flex. b) Recap of oral counting 1-25. c) Introduction of shape Square, using black board models, glove puppets & flex. d) Activity book pg. no. 79- Trace the number 13 and colour the given objects.	Justified <input type="checkbox"/>
	EVS: a) Recap of topics 'Flowers'. b) Introduction of colour 'Pink'. c) Recap of question 3-4.	a) Recap of topics 'Flowers' informal talk, blackboard, flash cards, flex, conversation question and answers. b) Introduction of colour 'Pink' by showing real flowers, different objects and models. c) Recap of question 3-4 (Transport).	Justified <input type="checkbox"/>
	Break time:	Islamic etiquette of eating and practical demo.	Justified <input type="checkbox"/>
	Freeplay/games: Jumping in shape square.	Draw square on the floor and have jumping activity.	Justified <input type="checkbox"/>
	Activity: My art cart book pg 27.	My art cart book pg 27- Now, colour the picture with you crayons as beautiful as you can.	Justified <input type="checkbox"/>
	Homework: EVS: picture reading Rd pg. no. 8-9.		
Teacher Assessment: Smiley for today's involvement, learning and enjoyment of teacher and students.  With the best knowledge & Imaan, I rate my accomplishment today as 			

When	What	How	Work done
	Assembly time: Deeniyat dua.	Refer reader pg 32.	Justified <input type="checkbox"/>
	English: a) Introduction of letter 'Oo'. b) Recap of strokes. c) Recap of concept- Tall x short.	a) Introduction of letter 'Oo' with phonic sound and objects using flex, flash cards, sand tray, black board and slate practice. b) Recap of strokes using black board, slate work, sand tray and air practice. c) Recap of concept- Tall x short, through practical demo and body movement.	Justified <input type="checkbox"/>
Day 91	Math: a) Introduction of numbers 14. b) Recap of oral counting 26-30. c) Recap of shape Square. d) Recap of practical counting number 12.	a) Introduction of numbers 14 using object in the classroom informal talk, blackboard and flex. b) Recap of oral counting 26-30. c) Recap of shape Square, using black board models, glove puppets & flex. d) Recap of practical counting number 12, using ice-cream sticks and straws.	Justified <input type="checkbox"/>
20 th Nov Tue	EVS: a) Recap of topics 'Flowers'. b) Recap of colour 'Pink'. c) Activity book pg. no. 102.	a) Recap of topics 'Flowers' informal talk, blackboard, flash cards, flex, conversation question and answers. b) Recap of colour 'Pink' by showing real flowers, different objects and models. c) Activity book pg. no. 103, Do ear bud painting in the given flowers.	Justified <input type="checkbox"/>
	Break time:	Islamic etiquette of eating and practical demo.	Justified <input type="checkbox"/>
	Freeplay/games: Outdoor free play.	Take the children out in the open place and allow the child to play freely on slider, tricycle, running race...	Justified <input type="checkbox"/>
	Activity-Deeniat: explain about waliden ke saath achcha sulook.	explain about waliden ke saath achcha sulook.	Justified <input type="checkbox"/>
	Rhymes: Introduction of new rhyme five little parrots with actions.	Introduction of new rhyme five little parrots with actions and rhythm.	Justified <input type="checkbox"/>
	Story: Recap of story 'Two Wise Goats'.	Recap of story 'Two Wise Goats'.	Justified <input type="checkbox"/>
	Homework: English: Slate practice of letter 'Nn'.		

Teacher Assessment:

Smiley for today's involvement, learning and enjoyment of teacher and students.

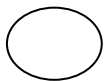



With the best knowledge & Imaan, I rate my accomplishment today as



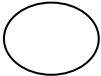

Note: 21st November 2018 (Wednesday)

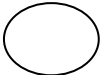

Milad-ul-Nabi

When	What	How	Work done
Day 92 22 nd Nov Thu	Deeniyat: Introduction of huroof-e-tahajji.	Introduce huroof-e-tahajji ف - ق using flash card reader pg 32.	Justified <input type="checkbox"/>
	English: a) Recap of letters 'Aa' to 'Oo'. b) Recap of strokes. c) Recap of concept- Tall x short.	a) Recap of letters 'Aa' to 'Oo' with phonic sound and objects using flex, flash cards, sand tray, black board and slate practice. b) Recap of strokes using black board, slate work, sand tray and air practice. c) Recap of concept- Tall x short, through practical demo and body movement.	Justified <input type="checkbox"/>
	Math: a) Recap of numbers 1 - 14. b) Recap of oral counting 26-30. c) Recap of shape Square. d) Introduction of practical counting number 13.	a) Recap of numbers 1 - 14 using object in the classroom informal talk, blackboard and flex. b) Recap of oral counting 26-30. c) Recap of shape Square, using black board models, glove puppets & flex. d) Introduction of practical counting number 13, using ice-cream sticks and straws.	Justified <input type="checkbox"/>
	EVS: a) Recap of topics 'Flowers'. b) Recap of colour 'Pink'. c) Recap of question 3-4.	a) Recap of topics 'Flowers' informal talk, blackboard, flash cards, flex, conversation question and answers. b) Recap of colour 'Pink' by showing real flowers, different objects and models. c) Recap of question 3-4 (Transport).	Justified <input type="checkbox"/>
	Break time:	Islamic etiquette of eating and practical demo.	Justified <input type="checkbox"/>
	Freeplay/games: Blind fold game:	Blind fold game - Provide different fruits or vegetables to the students and allow them to blind fold their eyes and help them guess which fruits or vegetables is it by touching feeling it.	Justified <input type="checkbox"/>
	Activity: a) Matching picture cards and letters cards.	a) Spread all the picture cards and letters cards on the floor and ask the children to pair letter with its objects like letter Aa-Apple, Bb-Ball.... Involve all the students.	Justified <input type="checkbox"/>
	Rhymes: Individual recitation of rhyme 'Five Little parrots'	Individual recitation of rhyme 'Five Little parrots'.	Justified <input type="checkbox"/>
Homework:			
Teacher Assessment: Smiley for today's involvement, learning and enjoyment of teacher and students. 			
With the best knowledge & Imaan, I rate my accomplishment today as 			

Note: 23rd November 2018 (Friday)

Gurunanak Jayanthi Holiday.

When	What	How	Work done
Day 93 26 th Nov Mon	Deeniyat: Recap of huroof-e-tahajji.	Make the child repeat huroof-e-tahajji ف - ق using flash card reader pg 32.	Justified <input type="checkbox"/>
	English: a) Recap of Conversation Q. 1 - 14. b) Recap of letters 'Aa' to 'Oo'. c) Recap of strokes. d) Activity book pg. no. 28. e) Introduction of new concept fat x thin.	a) Recap of Conversation Q. 1 - 14. b) Recap of letters 'Aa' to 'Oo' with phonic sound and objects using flex, flash cards, sand tray, black board and slate practice. c) Recap of strokes using black board, slate work, sand tray and air practice. d) Activity book pg. no. 28, trace the letter 'Oo' and do finger painting in the orange. e) Introduction of new concept fat x thin.	Justified <input type="checkbox"/>
	Math: a) Recap of numbers 14 b) Introduction of oral counting 31-35. c) Recap of shape Square. d) Recap of practical counting number 13. e) Introduction of backward counting 5-1.	a) Recap of numbers 14 using object in the classroom informal talk, blackboard and flex. b) Introduction of oral counting 31-35. c) Recap of shape Square, using black board models, glove puppets & flex. d) Recap of practical counting number 13, using ice-cream sticks and straws. e) Introduction of backward counting 5-1, by clapping hands and doing actions.	Justified <input type="checkbox"/>
	EVS: a) Recap of topics 'Flowers'. b) Recap of colour 'Pink'. c) Recap of question 3-4.	a) Recap of topics 'Flowers' informal talk, blackboard, flash cards, flex, conversation question and answers. b) Recap of colour 'Pink' by showing real flowers, different objects and models. c) Recap of question 3-4 (Transport).	Justified <input type="checkbox"/>
	Break time:	Islamic etiquette of eating and practical demo.	Justified <input type="checkbox"/>
	Activity: My Art Cart book 'A'.	My Art Cart book 'A' pg. no. 38, Birthday Cake. Trace the candles and colour the picture with crayons.	Justified <input type="checkbox"/>
	Freeplay: Out door game	a) Take the children out in the open and have some organized game - Running, Jumping, Hopping... b) Draw numbers on the floor in small boxes. Provide some icecream sticks / twigs ask children to count and place the number of sticks / twigs on the number as a number value.	Justified <input type="checkbox"/>
	Homework: English: Do slate practice of letter 'Oo'.		
Teacher Assessment: Smiley for today's involvement, learning and enjoyment of teacher and students.  With the best knowledge & Imaan, I rate my accomplishment today as 			

When	What	How	Work done
Day 94 27 th Nov Tue	Assembly time: Deeniyat Dua.	Refer Rd pg 32.	Justified <input type="checkbox"/>
	English: a) Introduction of letters 'Pp'. b) Recap of rhyme 'One Sheep Two Sheep' with actions. c) Recap of concept - Fat x Thin. d) Activity book pg. no. 57.	a) Introduction of letters 'Pp' with phonic sound and objects using flex, flash cards, sand tray, black board and slate practice. b) Recap of new rhyme 'One Sheep Two Sheep' with actions and rhythm. c) Recap of concept - Fat x Thin using flex, black board and by showing models. d) Activity book pg. no. 57, fork printing in the fat bird.	Justified <input type="checkbox"/>
	Math: a) Recap of number 14 b) Recap of oral counting 31-35. c) Introduction of practical counting number 14. d) Recap of backward counting 5-1. e) Activity book pg. no. 80.	a) Recap of number 14 using object in the classroom informal talk, blackboard and flex. b) Recap of oral counting 31-35. c) Introduction of practical counting number 14, using ice-cream sticks and straws. d) Recap of backward counting 5-1, by clapping hands and doing actions. e) Activity book pg. no. 80, tracing and colouring. Trace the number '14' and colour the given objects.	Justified <input type="checkbox"/>
	Break time:	Islamic etiquette of eating and practical demo.	Justified <input type="checkbox"/>
	Activity: Deeniyat- Explain about paani peene ki sunnatein.	Deeniyat-Explain about paani peene ki sunnatein.	Justified <input type="checkbox"/>
	Freeplay: Out door game	Freeze Tag: This is a variation of Tag where if the person who is "it" tags you, you have to freeze where you are. Another participant can tag you to unfreeze you. Number of Players: A small group. Equipment: None.	Justified <input type="checkbox"/>
	Stories: Introduction of story 'Two Wise Goats'.	Introduction of story 'Two Wise Goats'.	Justified <input type="checkbox"/>
Homework:			
Teacher Assessment: Smiley for today's involvement, learning and enjoyment of teacher and students.  With the best knowledge & Imaan, I rate my accomplishment today as 			

Note: 28th November 2018 - Wednesday

3rd Field Trip.

When	What	How	Work done
Day 95 28 th Nov Wed	Field trip.	<ul style="list-style-type: none"> • To have recreation activity for students by taking them to a nearby park. • To have recreation activity. • To help them relate classroom learning to practical life. • To have fun and enjoyment. • To make the learning easy and fun, long lasting. 	Justified <input type="checkbox"/>

Teacher Assessment:

Smiley for today's involvement, learning and enjoyment of teacher and students.




With the best knowledge & Imaan, I rate my accomplishment today as

10

When	What	How	Work done
Day 96 29 th Nov Thu	Deeniyat: Introduction of huroof-e-tahajji.	Introduce huroof-e-tahajji ج - ح using flash cards/flex.	Justified <input type="checkbox"/>
	English: a) Recap of letters 'Pp'. b) Recap of rhyme 'One Sheep Two Sheep' with actions. c) Recap of concept - Fat x Thin. d) Activity book pg. no. 29.	a) Recap of letters 'Pp' with phonic sound and objects using flex, flash cards, sand tray, black board and slate practice. b) Recap of new rhyme 'One Sheep Two Sheep' with actions and rhythm. c) Recap of concept - Fat x Thin using flex, black board and by showing models. d) Activity book pg. no. 29, trace the letter 'Pp' and do thump printing in the parrot.	Justified <input type="checkbox"/>
	Math: a) Introduction of number 15. b) Recap of oral counting 31-35. c) Recap of practical counting number 14. d) Recap of backward counting 5-1.	a) Introduction of number 15 using object in the classroom informal talk, blackboard and flex. b) Recap of oral counting 31-35. c) Recap of practical counting number 14, using ice-cream sticks and straws. d) Recap of backward counting 5-1, by clapping hands and doing actions.	Justified <input type="checkbox"/>
	EVS: a) Recap of topics 'Flowers'. b) Recap of colour 'Pink'. c) Recap of question 3-4.	a) Recap of topics 'Flowers' informal talk, blackboard, flash cards, flex, conversation question and answers. b) Recap of colour 'Pink' by showing real flowers, different objects and models. c) Recap of question 3-4 (Transport).	Justified <input type="checkbox"/>
	Break time:	Islamic etiquette of eating and practical demo.	Justified <input type="checkbox"/>
	Activity: My Art Cart Book pg. no. 18.	My Art Cart Book pg. no. 18, Cotton bud painting. Dip cotton-buds in colours as directed and put colour dots to make the picture beautiful.	Justified <input type="checkbox"/>
	Rhymes: Recite the Vegetable rhyme.	Tomatoes and carrots, cabbage and peas, look so yummy all red and green. So little children eat them every day, it makes you grow strong & smart.	Justified <input type="checkbox"/>
Homework: EVS: Picture reading Rd pg 10-11.			

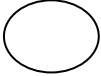

Teacher Assessment:

Smiley for today's involvement, learning and enjoyment of teacher and students.



With the best knowledge & Imaan, I rate my accomplishment today as



When	What	How	Work done
Day 97 30 th Nov Fri	Deeniyat: Do assignment 12, pg 47.	Refer reader pg 47.	Justified <input type="checkbox"/>
	English: a) Recap of letters 'Pp'. b) Recap of rhyme 'One Sheep Two Sheep' with actions. c) Recap of concept - Fat x Thin. d) Intro of new rhyme 'One Sheep Two Sheep'. e) Activity book pg. no. 10.	a) Recap of letters 'Pp' with phonic sound and objects using flex, flash cards, sand tray, black board and slate practice. b) Recap of new rhyme 'One Sheep Two Sheep' with actions and rhythm. c) Recap of concept - Fat x Thin using flex, black board and by showing models. d) Intro of new rhyme 'One Sheep Two Sheep' e) Activity book pg. no. 10, tracing with Thick crayon.	Justified <input type="checkbox"/>
	Math: a) Recap of number 15. b) Recap of oral counting 31-35. c) Introduction of practical counting number 15. d) Recap of backward counting 5-1. e) Activity book pg. no. 81.	a) Recap of number 15 using object in the classroom informal talk, blackboard and flex. b) Recap of oral counting 31-35. c) Introduction of practical counting number 15, using ice-cream sticks and straws. d) Recap of backward counting 5-1, by clapping hands and doing actions. e) Activity book pg. no. 81, tracing and colouring. Trace the number '15' and colour the given objects.	Justified <input type="checkbox"/>
	EVS: a) Recap of topics 'Flowers'. b) Recap of colour 'Pink'. c) Recap of question 3-4.	a) Recap of topics 'Flowers' informal talk, blackboard, flash cards, flex, conversation question and answers. b) Recap of colour 'Pink' by showing real flowers, different objects and models. c) Recap of question 3-4 (Transport).	Justified <input type="checkbox"/>
	Break time:	Islamic etiquette of eating and practical demo.	Justified <input type="checkbox"/>
	Freeplay/games: a) Indoor games b) Group Activity.	a) Take the children out in the open place and allow the child to play freely on slider, tricycle, running race... b) Make a flower by "paper crumpling" technique. Use any bright colour crepe paper for this activity.	Justified <input type="checkbox"/>
Homework: English: Slate practice of letter 'Mm'.			
Teacher Assessment: Smiley for today's involvement, learning and enjoyment of teacher and students. 			
With the best knowledge & Imaan, I rate my accomplishment today as 			

Note: 1st December 2018 (Saturday)

3rd PTM.