





**Day wise plan for the month of December 2018**  
**Class - Playgroup - Delhi**

| When                                | What                                 | How                              | Work done                             |
|-------------------------------------|--------------------------------------|----------------------------------|---------------------------------------|
| Day<br>125<br><br>1st<br>Dec<br>Sat | <b>Story Telling<br/>Competition</b> | <b>Story Telling Competition</b> | Justified<br><input type="checkbox"/> |

**Teacher Assessment:**

Smiley for today's involvement, learning and enjoyment of teacher and students. 

With the best knowledge & Imaan, I rate my accomplishment today as 

| When  | What  | How   | Workdone                              |
|---|---|---|---------------------------------------|
| Day<br>126<br><br>3 <sup>rd</sup><br>Dec<br>Mon | <b>Deeniyat:</b> Recap.   | Recap of Islaami maloomaat Q. 1 to 4.   | Justified<br><input type="checkbox"/> |
|   | <b>English:</b> a) Recap of conversation question no 1-10.<br>b) Recap of letter 'Aa-Pp'.<br>c) Recap of concept Hot x cold.<br>d) Picture talk, Rhymes & stories, pg 24. | a) Recap of conversation question 1-10.<br>b) Recap of letter 'Aa-Pp' by showing objects, phonic sound, informal talk and sand paper, flash card of letters and flex.<br>c) Recap of concept Hot x cold, using picture, real material, body actions, flex and flash cards.<br>d) Encourage the students to make short sentences and speak about the things they see in the picture. | Justified<br><input type="checkbox"/> |
|   | <b>Math:</b> a) Recap of numbers 1- 8.<br>b) Recap of shapes.<br>c) Oral counting 1-15.   | a) Recap of numbers 1-8 with values, practical demo using objects.<br>b) Recap of shapes 'Circle and Triangle' by showing objects, classroom material and flex.<br>c) Oral counting 1-15.   | Justified<br><input type="checkbox"/> |
|   | <b>EVS:</b> a) Recap of topic 'Transport'.<br>b) Recap of colour 'Red, Green & Yellow'.   | a) Recap of topic 'Transport', informal talk, picture cards, flex and flash cards and through conversation Q/A.<br>b) Recap of colour 'Red, Green & Yellow' by showing different objects. (Flowers), informal talk and conversation question.   | Justified<br><input type="checkbox"/> |
|   | <b>Activity:</b><br>Hide & Seek.  | Place a few objects on a tray ask your child to observe them hide one or two of them. Ask them which object is missing.   | Justified<br><input type="checkbox"/> |
|   | <b>Freeplay/games:</b>  | Let the children have fun with physical exercise by moving hands and legs.<br>Practice 'Brain gym' exercises<br>a) Touching your left arm with you right leg and right arm with your left leg.<br>b) Balancing on one leg.<br>c) Finger play games. You can even sing finger play rhymes.   | Justified<br><input type="checkbox"/> |

**Teacher Assessment:**

Smiley for today's involvement, learning and enjoyment of teacher and students.

With the best knowledge & Imaan, I rate my accomplishment today as



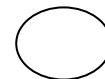
| When  | What   | How   | Workdone                              |
|---|--|---|---------------------------------------|
| Day<br>127<br><br>4 <sup>th</sup><br>Dec<br>Tue   | <b>Deeniyat:</b> Assembly time:<br>Deeniyat Nazm.  | Refer Rd pg 16.   | Justified<br><input type="checkbox"/> |
|   | <b>English:</b> a) Recap of conversation question no 1-10.<br>b) Recap of letter 'Aa-Pp'.<br>c) Introduction of letter 'Qq'<br>d) Recap of concept Hot x cold. | a) Recap of conversation question 1-10.<br>b) Recap of letter 'Aa-Pp'.<br>c) Introduction of letter 'Qq' by showing objects, phonic sound, informal talk and sand paper, flash card of letters and flex.<br>d) Recap of concept Hot x cold, using picture, real material, body actions, flex and flash cards. | Justified<br><input type="checkbox"/> |
|   | <b>Math:</b> a) Recap of numbers 1-8.<br>b) Recap of shapes.<br>c) Oral counting 1-15.   | a) Recap of numbers 1-8 with values, practical demo using objects.<br>b) Recap of shapes 'Circle and Triangle' by showing objects, classroom material and flex.<br>c) Oral counting 1-15.   | Justified<br><input type="checkbox"/> |
|   | <b>EVS:</b> a) Recap of topic 'Transport'.<br>b) Recap of colour 'Red, Green & Yellow'.  | a) Recap of topic 'Transport', informal talk, picture cards, flex and flash cards and through conversation Q/A.<br>b) Recap of colour 'Red, Green & Yellow' by showing different objects. (Flowers), informal talk and conversation question.   | Justified<br><input type="checkbox"/> |
|   | <b>Activity:</b><br>Deeniyat- Islaami maloomaat Q. 1-4.  | Deeniyat- Islaami maloomaat Q. 1-4.   | Justified<br><input type="checkbox"/> |
|   | <b>Freeplay/games:</b><br>Outdoor games.   | Take the children out in the open area and have some organized games - Running, Jumping, Hopping..  | Justified<br><input type="checkbox"/> |
|   | <b>Stories:</b> a) Story telling.<br>b) Recap Picture talk.  | a) Recap story 'The Rabbit & the Tortoise' using sand tray technique, puppets, voice modulation & through Q/A.<br>b) Recap Picture talk.  | Justified<br><input type="checkbox"/> |
|   | <b>Rhymes:</b> Recap rhymes.   | Recap of rhymes 'Traffic Lights' & 'The Moon' with actions and rhythm.  | Justified<br><input type="checkbox"/> |
| <b>Teacher Assessment:</b><br>Smiley for today's involvement, learning and enjoyment of teacher and students.           |  |   |                                       |
| With the best knowledge & Imaan, I rate my accomplishment today as <input type="checkbox"/> 10 <input type="checkbox"/> |  |   |                                       |

| When  | What   | How  | Workdone                              |
|---|--|--|---------------------------------------|
| Day<br>128<br><br>5 <sup>th</sup><br>Dec<br>Wed | <b>Deeniyat:</b> Introduction of huroof-e-tahajji.   | Introduction of huroof ا through flash card.   | Justified<br><input type="checkbox"/> |
|   | <b>English:</b> a) Recap of conversation question no 1-10.<br>b) Recap of letter 'Aa-Qq'.<br>c) Recap of concept Hot x cold. | a) Recap of conversation question 1-10.<br>b) Recap of letter 'Aa-Qq' by showing objects, phonic sound, informal talk and sand paper, flash card of letters and flex.<br>d) Recap of concept Hot x cold, using picture, real material, body actions, flex and flash cards. | Justified<br><input type="checkbox"/> |
|   | <b>Math:</b> a) Recap of numbers 1-8.<br>b) Recap of shapes.<br>c) Oral counting 1-15.                                       | a) Recap of numbers 1-8 with values, practical demo using objects.<br>b) Recap of shapes 'Circle and Triangle' by showing objects, classroom material and flex.<br>c) Oral counting 1-15.  | Justified<br><input type="checkbox"/> |
|   | <b>EVS:</b> a) Introduction of topic 'Domestic Animals'.<br>b) Recap of colour 'Red, Green & Yellow'.                        | a) Introduction of topic 'Domestic Animals', informal talk, picture cards, flex and flash cards and through conversation Q/A.<br>b) Recap of colour 'Red, Green & Yellow' by showing different objects. (Flowers), informal talk and conversation question.                | Justified<br><input type="checkbox"/> |
|   | <b>Activity:</b>   | a) Air writing and body writing of letters 'Aa-Qq'.<br>b) Activity 105-Letter matching cups.<br>c) Activity 106- Letter matching stikcs.<br>d) Activity 107- Letter matching bottle cups.<br>(MS kindergarten activity book)   | Justified<br><input type="checkbox"/> |
|   | <b>Freeplay/games:</b><br>Outdoor games.   | Take the children out in the open area and have some organized games - Running, Jumping, Hopping..   | Justified<br><input type="checkbox"/> |

**Teacher Assessment:**

Smiley for today's involvement, learning and enjoyment of teacher and students.

With the best knowledge & Imaan, I rate my accomplishment today as

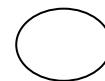


| When  | What  | How  | Workdone                              |
|---|---|--|---------------------------------------|
| Day<br>129<br><br>6 <sup>th</sup><br>Dec<br>Thu | <b>Deeniyat:</b> Recap.   | Make the child repeat huroof-e-tahajji ا. ث  | Justified<br><input type="checkbox"/> |
|   | <b>English:</b> a) Recap of conversation question no 1-10.<br>b) Recap of letter 'Aa-Qq'.<br>c) Recap of concept Hot x cold.<br>d) Introduction of rhyme. | a) Recap of conversation question 1-10.<br>b) Recap of letter 'Aa-Qq' by showing objects, phonic sound, informal talk and sand paper, flash card of letters and flex.<br>d) Recap of concept 'Hot x cold', using picture, real material, flex and flash cards.<br>d) Introduction of rhyme 'Animal sounds' with action and rhythm. | Justified<br><input type="checkbox"/> |
|   | <b>Math:</b> a) Introduction of number 9.<br>b) Recap of shapes.<br>c) Oral counting 1-15.  | a) Introduction of number 9 with values, practical demo using objects.<br>b) Recap of shapes 'Circle and Triangle' by showing objects, classroom material and flex.<br>c) Oral counting 1-15.  | Justified<br><input type="checkbox"/> |
|   | <b>EVS:</b> a) Recap of topic 'Domestic Animals'.<br>b) Recap of colour 'Red, Green & Yellow'.  | a) Recap of topic 'Domestic Animals', informal talk, picture cards, flex, flash cards, through conversation Q/A.<br>b) Recap of colour 'Red, Green & Yellow' by showing different objects. (Flowers), informal talk and conversation question.   | Justified<br><input type="checkbox"/> |
|   | <b>Activity:</b> Show & Tell.   | Show & Tell activity. Picture cards of 'Home Appliances', 'Flowers' & 'Birds'.   | Justified<br><input type="checkbox"/> |
|   | <b>Stories:</b> Recap story 'The Thirsty Crow'.   | Recap story 'The Thirsty Crow' using models, puppets.<br>Encourage children to tell the story individually.  | Justified<br><input type="checkbox"/> |

**Teacher Assessment:**

Smiley for today's involvement, learning and enjoyment of teacher and students.

With the best knowledge & Imaan, I rate my accomplishment today as





**Note: 7<sup>th</sup> December' 2018 - Friday  
Orange Day Celebration**

**Orange Day Celebration Note: Inform the Students to get a Orange colour object. Wear orange colour clothes for orange day celebration.**

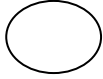

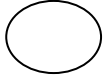
| When  | What                   | How                    | Work done                             |
|---|------------------------|------------------------|---------------------------------------|
| Day<br>130<br><br>8 <sup>th</sup><br>Dec<br>Sat | Orange Day Celebration | Orange Day Celebration | Justified<br><input type="checkbox"/> |

**Teacher Assessment:**

Smiley for today's involvement, learning and enjoyment of teacher and students. 

With the best knowledge & Imaan, I rate my accomplishment today as 

**Note: 8<sup>th</sup> December 2018 - Saturday  
PTM.**


| When  | What   | How   | Workdone                              |
|---|--|---|---------------------------------------|
| Day<br>131<br><br>10 <sup>th</sup><br>Dec<br>Mon  | <b>Deeniyat:</b> Recap.  | Make the child identify huroof-e-tahajji ت ا ج using flash cards.   | Justified<br><input type="checkbox"/> |
|   | <b>English:</b> a) Recap of conversation question no 1-10.<br>b) Recap of letter 'Aa-Qq'.<br>c) Recap of concept Hot x cold.<br>d) Recap of rhyme. | a) Recap of conversation question 1-10.<br>b) Recap of letter 'Aa-Qq' by showing objects, phonic sound, informal talk and sand paper, flash card of letters and flex.<br>d) Recap of concept Hot x cold, using picture, real material, body actions, flex and flash cards.<br>d) Recap of rhyme 'Animal sounds' with action and rhythm. | Justified<br><input type="checkbox"/> |
|   | <b>Math:</b> a) Recap of number 1-9.<br>b) Recap of shapes.<br>c) Introduction of Oral counting 16-20.   | a) Recap of number 1-9 with values, practical demo using objects.<br>b) Recap of shapes 'Circle and Triangle' by showing objects, classroom material and flex.<br>c) Introduction of Oral counting 16-20.   | Justified<br><input type="checkbox"/> |
|   | <b>EVS:</b> a) Recap of topic 'Domestic Animals'.<br>b) Recap of colour 'Red, Green & Yellow'.   | a) Recap of topic 'Domestic Animals', informal talk, picture cards, flex and flash cards and through conversation Q/A.<br>b) Recap of colour 'Red, Green & Yellow' by showing different objects. (Flowers), informal talk and conversation question.  | Justified<br><input type="checkbox"/> |
|   | <b>Activity:</b>   | a) Sorting Balls of (colours Green and Blue) give colourful balls to the children and allow them to separate balls according to colours.<br>b) Activity 79- Button sorting cups.<br>Activity 77- Colour sorting in bottles.<br>(MS kindergarten activity book)  | Justified<br><input type="checkbox"/> |
| <b>Freeplay/games:</b><br>Out door freeplay.  | Take the children out in the open area and allow the child to play freely on slider, tricycle, running race....                                    | Justified<br><input type="checkbox"/>   |                                       |
| <b>Teacher Assessment:</b><br>Smiley for today's involvement, learning and enjoyment of teacher and students.    |  |   |                                       |
| With the best knowledge & Imaan, I rate my accomplishment today as   |  |   |                                       |

| When   | What  | How   | Workdone                              |
|--|---|---|---------------------------------------|
| Day<br>132<br><br>11 <sup>th</sup><br>Dec<br>Tue | <b>Deeniyat:</b> Assembly time:<br>Deeniyat Nazm.   | Refer Rd pg 16.   | Justified<br><input type="checkbox"/> |
|  | <b>English:</b> a) Recap of conversation question no 1-10.<br>b) Introduction of letter 'Rr'<br>c) Recap of concept 'Open x Close' and 'Big x Small'.<br>d) Recap of rhyme. | a) Recap of conversation question 1-10.<br>b) Introduction of letter 'Rr' by showing objects, phonic sound, informal talk and sand paper, flash card of letters and flex.<br>d) Recap of concept 'Open x Close' and 'Big x Small', using picture, real material, body actions, flex and flash cards.<br>d) Recap of rhyme 'Animal sounds' with action and rhythm. | Justified<br><input type="checkbox"/> |
|  | <b>Math:</b> a) Recap of number 1-9.<br>b) Recap of shapes.<br>c) Recap of Oral counting 16-20.   | a) Recap of number 1-9 with values, practical demo using objects.<br>b) Recap of shapes 'Triangle & Square' by showing objects, classroom material and flex.<br>c) Recap of Oral counting 16-20.  | Justified<br><input type="checkbox"/> |
|  | <b>EVS:</b> a) Recap of topic 'Domestic Animals'.<br>b) Recap of colour 'Red, Green & Yellow'.  | a) Recap of topic 'Domestic Animals', informal talk, picture cards, flex and flash cards and through conversation Q/A.<br>b) Recap of colour 'Red, Green & Yellow' by showing different objects. (Flowers), informal talk and conversation question.  | Justified<br><input type="checkbox"/> |
|  | <b>Activity:</b> Deeniyat- Assginment 12, Pg 31.  | Deeniyat- Assginment 12, Pg 31.   | Justified<br><input type="checkbox"/> |
|  | <b>Freeplay/games:</b><br>Out door freeplay   | a) Take the children out in the open area and allow the child to play freely on slider, tricycle, running race....<br>b) Crawling under (Refer Activity 89 & 91) (MS kindergarten activity book).   | Justified<br><input type="checkbox"/> |
|  | <b>Stories:</b><br>Imaginative Story.   | Imaginative Story.  | Justified<br><input type="checkbox"/> |
|  | <b>Rhymes:</b><br>Little Bird   | Little bird, little bird,<br>Fly around.<br>Up to the ground.<br>Little bird, little bird<br>Flap your wings<br>Open your beaks.<br>And sweetly sing.<br>Little bird, little bird.<br>Fly to your nest.<br>Now it is time to take rest.   | Justified<br><input type="checkbox"/> |

**Teacher Assessment:**

Smiley for today's involvement, learning and enjoyment of teacher and students.

With the best knowledge & Imaan, I rate my accomplishment today as



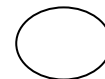


| When   | What   | How   | Workdone                              |
|--|--|---|---------------------------------------|
| Day<br>133<br><br>12 <sup>th</sup><br>Dec<br>Wed | <b>Deeniyat:</b> Recap.  | Recap of paani peene ki sunnat 1 & 2.   | Justified<br><input type="checkbox"/> |
|  | <b>English:</b> a) Introduction of conversation question no 11.<br>b) Recap of letter 'Aa-Rr'<br>c) Recap of concept 'Open x Close' and 'Big x Small'.<br>d) Recap of rhyme. | a) Introduction of conversation question no 11.<br>b) Recap of letter 'Aa-Rr' by showing objects, phonic sound, informal talk and sand paper, flash card of letters and flex.<br>d) Recap of concept 'Open x Close' and 'Big x Small', using picture, real material, body actions, flex and flash cards.<br>d) Recap of rhyme 'Animal sounds' with action and rhythm. | Justified<br><input type="checkbox"/> |
|  | <b>Math:</b> a) Recap of number 1-9.<br>b) Recap of shapes.<br>c) Recap of Oral counting 16-20.  | a) Recap of number 1-9 with values, practical demo using objects.<br>b) Recap of shapes 'Triangle & Square' by showing objects, classroom material and flex.<br>c) Recap of Oral counting 16-20.  | Justified<br><input type="checkbox"/> |
|  | <b>EVS:</b> a) Recap of topic 'Home Appliances'.<br>b) Recap of colour 'Red, Green & Yellow'.  | a) Recap of topic 'Home Appliances', informal talk, picture cards, flex and flash cards and through conversation Q/A.<br>b) Recap of colour 'Red, Green & Yellow' by showing different objects. (Flowers), informal talk and conversation question.   | Justified<br><input type="checkbox"/> |
|  | <b>Activity:</b>   | a) Flash card matching- match number to its value.<br>b) Activity 51- Reel number Tower.<br>c) Activity 54- Random number matching with bottle caps. (MS kindergarten activity book)  | Justified<br><input type="checkbox"/> |
|  | <b>Freeplay/games:</b><br>Out door freeplay  | Take the children out in the open area and allow the child to play freely on slider, tricycle, running race.... Also play with bat and ball.  | Justified<br><input type="checkbox"/> |

**Teacher Assessment:**

Smiley for today's involvement, learning and enjoyment of teacher and students.

With the best knowledge & Imaan, I rate my accomplishment today as

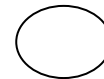


| When   | What   | How   | Workdone                              |
|--|--|---|---------------------------------------|
| Day<br>134<br><br>13 <sup>th</sup><br>Dec<br>Thu | <b>Deeniyat:</b> Recap.  | Recap of paani peene ki sunnat 1 & 2.   | Justified<br><input type="checkbox"/> |
|  | <b>English:</b> a) Recap of conversation question no 11.<br>b) Recap of letter 'Aa-Rr'<br>c) Recap of rhyme. | a) Recap of conversation question no 11.<br>b) Recap of letter 'Aa-Rr' by showing objects, phonic sound, informal talk and sand paper, flash card of letters and flex.<br>c) Recap of rhyme 'Animal sounds' with action and rhythm.                 | Justified<br><input type="checkbox"/> |
|  | <b>Math:</b> a) Recap of number 1-9.<br>b) Recap of shapes.<br>c) Recap of Oral counting 16-20.              | a) Recap of number 1-9 with values, practical demo using objects.<br>b) Recap of shapes 'Triangle & Square' by showing objects, classroom material and flex.<br>c) Recap of Oral counting 16-20.  | Justified<br><input type="checkbox"/> |
|  | <b>EVS:</b> a) Recap of topic 'Home Appliances'.<br>b) Recap of colour 'Red, Green & Yellow'.                | a) Recap of topic 'Home Appliances', informal talk, picture cards, flex and flash cards and through conversation Q/A.<br>b) Recap of colour 'Red, Green & Yellow' by showing different objects. (Flowers), informal talk and conversation question. | Justified<br><input type="checkbox"/> |
|  | <b>Activity:</b><br>Fine Motor skills.   | a) Punch hole in chart paper/cards and give the child a lace to take in and out of the punched hole.  | Justified<br><input type="checkbox"/> |
|  | <b>Stories:</b><br>Imaginative Stories.  | Imaginative Stories.  | Justified<br><input type="checkbox"/> |

**Teacher Assessment:**

Smiley for today's involvement, learning and enjoyment of teacher and students.

With the best knowledge & Imaan, I rate my accomplishment today as

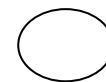


| When   | What   | How  | Workdone                              |
|--|--|--|---------------------------------------|
| Day<br>135<br><br>14 <sup>th</sup><br>Dec<br>Fri | <b>Deeniyat:</b> Introduction of paani peene ki sunnat 3.  | Introduction of sunnat 3 & explain about it.   | Justified<br><input type="checkbox"/> |
|  | <b>English:</b> a) Recap of conversation question no 1-11.<br>b) Recap of letter 'Aa-Rr'<br>c) Recap of rhyme. | a) Recap of conversation question no 1-11.<br>b) Recap of letter 'Aa-Rr' by showing objects, phonic sound, informal talk and sand paper, flash card of letters and flex.<br>c) Recap of rhyme 'Animal sounds' with action and rhythm.                | Justified<br><input type="checkbox"/> |
|  | <b>EVS:</b> a) Recap of topic 'Home Appliances'.<br>b) Recap of colour 'Red, Green & Yellow'.                  | a) Recap of topic 'Home Appliances', informal talk, picture cards, flex and flash cards and through conversation Q/A.<br>b) Recap of colour 'Red, Green & Yellow' by showing different objects. (Flowers), informal talk and conversation question.  | Justified<br><input type="checkbox"/> |
|  | <b>Freeplay/games:</b>   | a) Write numbers on the floor 1-6 and make the children follow teacher's instructions like go to number one, sit in numbers six, etc.<br>b) Activity 21 & 22 - Number Hopscotch jump and Number Hopscotch throw.<br>(MS kindergarten activity book). | Justified<br><input type="checkbox"/> |
|  | <b>Rhymes:</b> Oh! My My   | Oh! My My<br>Tell me why?<br>Birdies fly<br>In the sky<br>One, Two, Three, Four, Five.   | Justified<br><input type="checkbox"/> |

**Teacher Assessment:**

Smiley for today's involvement, learning and enjoyment of teacher and students.

With the best knowledge & Imaan, I rate my accomplishment today as



| When   | What  | How   | Workdone                              |
|--|---|---|---------------------------------------|
| Day<br>136<br><br>17 <sup>th</sup><br>Dec<br>Mon | <b>Deeniyat:</b> Recap.   | Make the child follow sunnat 3.   | Justified<br><input type="checkbox"/> |
|  | <b>English:</b> a) Recap of conversation question no 1-11.<br>b) Recap of letter 'Aa-Rr'                                      | a) Recap of conversation question no 1-11.<br>b) Recap of letter 'Aa-Rr' by showing objects, phonic sound, informal talk and sand paper, flash card of letters and flex.  | Justified<br><input type="checkbox"/> |
|  | <b>Math:</b> a) Recap of number 1-9.<br>b) Introduction of 'Zero'.<br>c) Recap of shapes.<br>d) Recap of Oral counting 16-20. | a) Recap of number 1-9 with values, practical demo using objects.<br>b) Introduction of 'Zero' '0' is nothing by doing practical demo, involving students.<br>c) Recap of shapes 'Triangle & Square' by showing objects, classroom material and flex.<br>d) Recap of Oral counting 16-20. | Justified<br><input type="checkbox"/> |
|  | <b>EVS:</b> a) Recap of topic 'Fruits'.<br>b) Recap of colour 'Red, Green & Yellow'.  | a) Recap of topic 'Fruits', informal talk, picture cards, flex and flash cards and through conversation Q/A.<br>b) Recap of colour 'Red, Green & Yellow' by showing different objects. (Flowers), informal talk and conversation question.  | Justified<br><input type="checkbox"/> |
|  | <b>Activity:</b> Clay moulding  | Clay moulding and making letters Aa-Rr.   | Justified<br><input type="checkbox"/> |
|  | <b>Freeplay/games:</b>  | a) Take the children out in the open area and allow them to play on outdoor equipment.<br>b) Activity 83-Jumping in the shapes. (MS kindergarten activity book)<br>c) Brain gym exercises.  | Justified<br><input type="checkbox"/> |

**Teacher Assessment:**

Smiley for today's involvement, learning and enjoyment of teacher and students.

With the best knowledge & Imaan, I rate my accomplishment today as




| When   | What   | How   | Workdone                              |
|--|--|---|---------------------------------------|
| Day<br>137<br><br>18 <sup>th</sup><br>Dec<br>Tue | <b>Deeniyat:</b> Assembly time:<br>Deeniyat Nazm.  | Refer Rd pg 16.   | Justified<br><input type="checkbox"/> |
|  | <b>English:</b> a) Recap of conversation question no 1-11.<br>b) Introduction of letter 'Ss'<br>c) Recap of concept Open x Close and Big x Small.<br>d) Introduction of rhyme. | a) Recap of conversation question no 1-11.<br>b) Introduction of letter 'Ss' by showing objects, phonic sound, informal talk and sand paper, flash card of letters and flex.<br>d) Recap of concept Open x Close and Big x Small, using picture, real material, body actions, flex and flash cards.<br>d) Introduction of rhyme 'Bits of Paper' with action and rhythm. | Justified<br><input type="checkbox"/> |
|  | <b>Math:</b> a) Recap of number 1-9.<br>b) Recap of 'Zero'.<br>c) Recap of shapes.<br>d) Recap of Oral counting 16-20.   | a) Recap of number 1-9 with values, practical demo using objects.<br>b) Recap of 'Zero' '0' is nothing by doing practical demo, involving students.<br>c) Recap of shapes 'Triangle & Square' by showing objects, classroom material and flex.<br>d) Recap of Oral counting 16-20.  | Justified<br><input type="checkbox"/> |
|  | <b>Activity:</b> Deeniyat- Make the child follow sunnat 1 to 3.  | Deeniyat- Make the child follow sunnat 1 to 3.  | Justified<br><input type="checkbox"/> |
|  | <b>Freeplay/games:</b>   | Activity 33- Number pocket.<br>Activity 34- Star matching.<br>Activity 38-Paper cups number Tower.<br>(MS kindergarten activity book)   | Justified<br><input type="checkbox"/> |
|  | <b>Stories:</b> Imaginative story.   | Imaginative story.  | Justified<br><input type="checkbox"/> |
|  | <b>Rhymes:</b> Recitation of rhyme 'Bird'.   | Recitation of rhyme 'Bird'.   | Justified<br><input type="checkbox"/> |

**Teacher Assessment:**

Smiley for today's involvement, learning and enjoyment of teacher and students.

With the best knowledge & Imaan, I rate my accomplishment today as




| When   | What  | How  | Workdone                              |
|--|---|--|---------------------------------------|
| Day<br>138<br><br>19 <sup>th</sup><br>Dec<br>Wed | <b>Deeniyat:</b> Recap of dua cheenk aaney par kahein.  | Make the child repeat the dua with tarjma.   | Justified<br><input type="checkbox"/> |
|  | <b>English:</b> a) Recap of conversation question no 1-11.<br>b) Recap of letter 'Aa-Ss'<br>c) Recap of concept Open x Close and Big x Small.<br>d) Recap of rhyme. | a) Recap of conversation question no 1-11.<br>b) Recap of letter 'Aa-Ss' by showing objects, phonic sound, informal talk and sand paper, flash card of letters and flex.<br>d) Recap of concept Open x Close and Big x Small, using picture, real material, body actions, flex and flash cards.<br>d) Recap of rhyme 'Bits of Paper' with action and rhythm. | Justified<br><input type="checkbox"/> |
|  | <b>Math:</b> a) Recap of number 1-9.<br>b) Recap of 'Zero'.<br>c) Recap of shapes.<br>d) Recap of Oral counting 16-20.  | a) Recap of number 1-9 with values, practical demo using objects.<br>b) Recap of 'Zero' '0' is nothing by doing practical demo, involving students.<br>c) Recap of shapes 'Triangle & Square' by showing objects, classroom material and flex.<br>d) Recap of Oral counting 16-20.   | Justified<br><input type="checkbox"/> |
|  | <b>EVS:</b> a) Recap of topic 'Fruits'.<br>b) Recap of colour 'Red, Green & Yellow'.  | a) Recap of topic 'Fruits', informal talk, picture cards, flex and flash cards and through conversation Q/A.<br>b) Recap of colour 'Red, Green & Yellow' by showing different objects. (Flowers), informal talk and conversation question.   | Justified<br><input type="checkbox"/> |
|  | <b>Activity:</b> Matching letters with the picture.   | Matching letters with the picture- spread letters on the floor and let the children match the letters with the pictures.<br><br>Also refer activity 120 paper cup letter and picture matching. (MS kindergarten activity book)   | Justified<br><input type="checkbox"/> |
|  | <b>Freeplay/games:</b><br>Blind fold  | Blind fold game - provide different fruits or vegetables to the students and allow them to blind fold their eyes and help them guess which fruit it is by touching/feeling and if possible tasting it.   | Justified<br><input type="checkbox"/> |

**Teacher Assessment:**

Smiley for today's involvement, learning and enjoyment of teacher and students.

With the best knowledge & Imaan, I rate my accomplishment today as



| When   | What  | How  | Workdone                              |
|--|---|--|---------------------------------------|
| Day<br>139<br><br>20 <sup>th</sup><br>Dec<br>Thu | <b>Deeniyat:</b> Recap.   | Make the child repeat the dua with tarjama.  | Justified<br><input type="checkbox"/> |
|  | <b>English:</b> a) Recap of conversation question no 1-11.<br>b) Recap of letter 'Aa-Ss'<br>c) Recap of concept 'Open x Close' and 'Big x Small'.<br>d) Recap of rhyme. | a) Recap of conversation question no 1-11.<br>b) Recap of letter 'Aa-Ss' by showing objects, phonic sound, informal talk and sand paper, flash card of letters and flex.<br>d) Recap of concept 'Open x Close' and 'Big x Small', using picture, real material, body actions, flex and flash cards.<br>d) Recap of rhyme 'Bits of Paper' with action and rhythm. | Justified<br><input type="checkbox"/> |
|  | <b>Math:</b> a) Recap of number 1-9.<br>b) Recap of 'Zero'.<br>c) Recap of shapes.<br>d) Recap of Oral counting 16-20.<br>e) Rd activity Pg 12.                         | a) Recap of number 1-9 with values, practical demo using objects.<br>b) Recap of 'Zero' '0' is nothing by doing practical demo, involving students.<br>c) Recap of shapes 'Triangle & Square' by showing objects, classroom material and flex.<br>d) Recap of Oral counting 16-20.<br>e) Rd activity Pg 12 - Circle the correct number.                          | Justified<br><input type="checkbox"/> |
|  | <b>EVS:</b> a) Recap of topic 'Fruits'.<br>b) Recap of colour 'Red, Green & Yellow'.  | a) Recap of topic 'Fruits', informal talk, picture cards, flex and flash cards and through conversation Q/A.<br>b) Recap of colour 'Red, Green & Yellow' by showing different objects. (Flowers), informal talk and conversation question.   | Justified<br><input type="checkbox"/> |
|  | <b>Activity:</b>  | Activity 156- Number play - Sensory bag.<br>Activity 157- Writing on Sensory bag.<br>Activity 159- Shapes Sensory bag.<br>(MS kindergarten activity book)  | Justified<br><input type="checkbox"/> |
|  | <b>Stories:</b><br>Imaginative story  | Imaginative story  | Justified<br><input type="checkbox"/> |

**Teacher Assessment:**

Smiley for today's involvement, learning and enjoyment of teacher and students.

With the best knowledge & Imaan, I rate my accomplishment today as



| When   | What  | How  | Workdone                              |
|--|---|--|---------------------------------------|
| Day<br>140<br><br>21 <sup>st</sup><br>Dec<br>Fri | <b>Deeniyat:</b> Recap.   | Make the child follow the dua cheenk ane par kahein.   | Justified<br><input type="checkbox"/> |
|  | <b>English:</b> a) Recap of conversation question no 1-11.<br>b) Recap of letter 'Aa-Ss'<br>c) Recap of concept Open x Close and Big x Small.<br>d) Recap of rhyme. | a) Recap of conversation question no 1-11.<br>b) Recap of letter 'Aa-Ss' by showing objects, phonic sound, informal talk and sand paper, flash card of letters and flex.<br>c) Recap of concept Open x Close and Big x Small, using picture, real material, body actions, flex and flash cards.<br>d) Recap of rhyme 'Bits of Paper' with action and rhythm. | Justified<br><input type="checkbox"/> |
|  | <b>EVS:</b> a) Introduction of topic 'Birds'.<br>b) Recap of colour 'Red, Green & Yellow'.  | a) Introduction of topic 'Birds', informal talk, picture cards, flex and flash cards and through conversation Q/A.<br>b) Recap of colour 'Red, Green & Yellow' by showing different objects. (Flowers), informal talk and conversation question.   | Justified<br><input type="checkbox"/> |
|  | <b>Freeplay/games:</b><br>Clay moulding   | Clay moulding - making strokes, curves and numbers.<br>Also making different shapes.   | Justified<br><input type="checkbox"/> |
|  | <b>Rhymes: Little Bird</b>  | Little bird, little bird,<br>Fly around.<br>Up to the ground.<br>Little bird, little bird<br>Flap your wings<br>Open your beaks.<br>And sweetly sing.<br>Little bird, little bird.<br>Fly to your nest.<br>Now it is time to take rest.  | Justified<br><input type="checkbox"/> |

**Teacher Assessment:**

Smiley for today's involvement, learning and enjoyment of teacher and students.

With the best knowledge & Imaan, I rate my accomplishment today as





| When   | What  | How  | Workdone                              |
|--|---|--|---------------------------------------|
| Day<br>141<br><br>24 <sup>th</sup><br>Dec<br>Mon | <b>Deeniyat:</b> Recap.   | Make the child repeat kalima with correct pronunciation.   | Justified<br><input type="checkbox"/> |
|  | <b>English:</b> a) Recap of conversation question no 1-11.<br>b) Introduction of letter 'Tt'<br>c) Recap of concept 'Open x Close' and 'Big x Small'.<br>d) Recap of rhyme. | a) Recap of conversation question no 1-11.<br>b) Introduction of letter 'Tt' by showing objects, phonic sound, informal talk and sand paper, flash card of letters and flex.<br>c) Recap of concept 'Open x Close' and 'Big x Small', using picture, real material, body actions, flex and flash cards.<br>d) Recap of rhyme 'Bits of Paper' with action and rhythm. | Justified<br><input type="checkbox"/> |
|  | <b>Math:</b> a) Recap of number 1-9.<br>b) Recap of 'Zero'.<br>c) Recap of shapes.<br>d) Recap of Oral counting 16-20.  | a) Recap of number 1-9 with values, practical demo using objects.<br>b) Recap of 'Zero' '0' is nothing by doing practical demo, involving students.<br>c) Recap of shapes 'Triangle & Square' by showing objects, classroom material and flex.<br>d) Recap of Oral counting 16-20.   | Justified<br><input type="checkbox"/> |
|  | <b>EVS:</b> a) Recap of topic 'Birds'.<br>b) Recap of colour 'Red, Green & Yellow'.   | a) Recap of topic 'Birds', informal talk, picture cards, flex and flash cards and through conversation Q/A.<br>b) Recap of colour 'Red, Green & Yellow' by showing different objects. (Flowers), informal talk and conversation question.  | Justified<br><input type="checkbox"/> |
|  | <b>Activity:</b> Origami.   | Use old newspapers and let the children do origami (paper folding activity) of R-ra-rocket. Let the children have fun while playing with paper rockets.  | Justified<br><input type="checkbox"/> |
|  | <b>Freeplay/games:</b> Blind fold game 'HotxCold'.  | Teacher to play along with the children and help them learn the concept of 'HotxCold' with blind folding and touching objects to see if it is Cold or Hot.   | Justified<br><input type="checkbox"/> |

**Teacher Assessment:**

Smiley for today's involvement, learning and enjoyment of teacher and students.

With the best knowledge & Imaan, I rate my accomplishment today as



**Note: 25<sup>th</sup> Novemeber 2018 - Tuesday**

**Christmas Holiday.**

| When   | What   | How   | Workdone                              |
|--|--|---|---------------------------------------|
| Day<br>142<br><br>26 <sup>th</sup><br>Dec<br>Wed | <b>Deeniyat:</b> Recap of kalima-e-taiyyibah with tarjma.  | Make the child repeat kalima with correct pronunciation.  | Justified<br><input type="checkbox"/> |
|  | <b>English:</b> a) Recap of conversation question no 1-11.<br>b) Recap of letter 'Aa-Tt'<br>c) Introduction of concept sit x stand.<br>d) Recap of rhymes. | a) Recap of conversation question no 1-11.<br>b) Recap of letter 'Aa-Tt' by showing objects, phonic sound, informal talk and sand paper, flash card of letters and flex.<br>d) Introduction of concept sit x stand, using picture, real material, body actions, flex and flash cards.<br>d) Recap of rhymes with action and rhythm. | Justified<br><input type="checkbox"/> |
|  | <b>Math:</b> a) Recap of number 1-9.<br>b) Recap of 'Zero'.<br>c) Recap of shapes.<br>d) Recap of Oral counting 16-20.                                     | a) Recap of number 1-9 with values, practical demo using objects.<br>b) Recap of 'Zero' '0' is nothing by doing practical demo, involving students.<br>c) Recap of shapes 'Triangle & Square' by showing objects, classroom material and flex.<br>d) Recap of Oral counting 16-20.  | Justified<br><input type="checkbox"/> |
|  | <b>EVS:</b> a) Recap of topic 'Birds'.<br>b) Recap of colour 'Red, Green & Yellow'.  | a) Recap of topic 'Birds', informal talk, picture cards, flex and flash cards and through conversation Q/A.<br>b) Recap of colour 'Red, Green & Yellow' by showing different objects. (Flowers), informal talk and conversation question.   | Justified<br><input type="checkbox"/> |
|  | <b>Activity:</b> Sand paper letters tracing.   | Sand paper letters tracing - Provide children with flash cards of letters of sand paper and allow them to do finger tracing using pointer finger/Index finger.  | Justified<br><input type="checkbox"/> |
|  | <b>Freeplay/games:</b>   | a) Draw two circles on the floor one big and one small and instruct the children go to big circle, stand on small circle, sit in big circle.<br>b) Activity 112- Paper plate letter matching.   | Justified<br><input type="checkbox"/> |

**Teacher Assessment:**

Smiley for today's involvement, learning and enjoyment of teacher and students.

With the best knowledge & Imaan, I rate my accomplishment today as



| When   | What   | How   | Workdone                              |
|--|--|---|---------------------------------------|
| Day<br>143<br><br>27 <sup>th</sup><br>Dec<br>Thu | <b>Deeniyat:</b> Recap of Islaami maloomat.  | Make the child repeat Islaami maloomaat Q/A 1 to 4.   | Justified<br><input type="checkbox"/> |
|  | <b>English:</b> a) Introduction of conversation question no 12.<br>b) Recap of letter 'Aa-Tt'<br>c) Recap of concept 'sit x stand'.<br>d) Recap of rhymes. | a) Introduction of conversation question no 12.<br>b) Recap of letter 'Aa-Tt' by showing objects, phonic sound, informal talk and sand paper, flash card of letters and flex.<br>c) Recap of concept 'sit x stand', using picture, real material, body actions, flex and flash cards.<br>d) Recap of rhymes with action and rhythm. | Justified<br><input type="checkbox"/> |
|  | <b>Math:</b> a) Recap of numbers 1-9.<br>b) Recap of 'Zero'.<br>c) Recap of shapes.<br>d) Recap of Oral counting 16-20.                                    | a) Recap of numbers 1-9 with values, practical demo using objects.<br>b) Recap of 'Zero' '0' is nothing by doing practical demo, involving students.<br>c) Recap of shapes 'Triangle & Square' by showing objects, classroom material and flex.<br>d) Recap of Oral counting 16-20.   | Justified<br><input type="checkbox"/> |
|  | <b>EVS:</b> a) Recap of topic 'Birds'.<br>b) Recap of colour 'Red, Green & Yellow'.<br>e) Rd Activity Rd pg 23.  | a) Recap of topic 'Birds', informal talk, picture cards, flex and flash cards and through conversation Q/A.<br>b) Recap of colour 'Red, Green & Yellow' by showing different objects. (Flowers), informal talk and conversation question.<br>e) Rd Activity Rd pg 23 - Colour the duck yellow.                                      | Justified<br><input type="checkbox"/> |
|  | <b>Activity:</b><br>Make crepe paper balls of different colours.   | Make crepe paper balls of different colours- provide the student's with different colours crape papers and allow them to make small balls using their fingers & these balls can be stuck in a big circle on a chart paper.  | Justified<br><input type="checkbox"/> |
|  | <b>Stories:</b><br>Imaginative story.  | Imaginative story using puppets.  | Justified<br><input type="checkbox"/> |

**Teacher Assessment:**

Smiley for today's involvement, learning and enjoyment of teacher and students.

With the best knowledge & Imaan, I rate my accomplishment today as




| When   | What  | How   | Workdone                              |
|--|---|---|---------------------------------------|
| Day<br>144<br><br>28 <sup>th</sup><br>Dec<br>Fri | <b>Deeniyat:</b> Recap.   | Make the child repeat Islaami maloomaat Q. 1 to 4.  | Justified<br><input type="checkbox"/> |
|  | <b>English:</b> a) Recap of conversation question no 1-12.<br>b) Recap of letter 'Aa-Tt'<br>c) Recap of concept 'sit x stand'.<br>d) Introduction of rhyme. | a) Recap of conversation question no 1-12.<br>b) Recap of letter 'Aa-Tt' by showing objects, phonic sound, informal talk and sand paper, flash card of letters and flex.<br>c) Recap of concept 'sit x stand', using picture, real material, body actions, flex and flash cards.<br>d) Introduction of rhyme 'Go to School' with action and rhythm. | Justified<br><input type="checkbox"/> |
|  | <b>EVS:</b> a) Recap of topic 'Birds'.<br>b) Recap of colour 'Red, Green & Yellow'.   | a) Recap of topic 'Birds', informal talk, picture cards, flex and flash cards and through conversation Q/A.<br>b) Recap of colour 'Red, Green & Yellow' by showing different objects. (Flowers), informal talk and conversation question.   | Justified<br><input type="checkbox"/> |
|  | <b>Freeplay/games:</b><br>outdoor play.   | Take the children out in the open place and allow the child to play freely on slider, tricycle, running race.....   | Justified<br><input type="checkbox"/> |
|  | <b>Rhymes:</b> Nani   | Meri nani teri nani.<br>Bachon sab ki hoti hai nani.<br>Bandar, Bhaloo, Raja, Rani.<br>Rooz sunati naye khani.  | Justified<br><input type="checkbox"/> |

**Teacher Assessment:**

Smiley for today's involvement, learning and enjoyment of teacher and students.

With the best knowledge & Imaan, I rate my accomplishment today as




| When   | What   | How  | Workdone                              |
|--|--|--|---------------------------------------|
| Day<br>145<br><br>31 <sup>th</sup><br>Dec<br>Mon | <b>Deeniyat:</b> Recap.  | Recap.   | Justified<br><input type="checkbox"/> |
|  | <b>English:</b> a) Recap of conversation question no 1-12.<br>b) Recap of letter 'Aa-Tt'<br>c) Recap of concept 'sit x stand'.<br>d) Recap of rhyme. | a) Recap of conversation question no 1-12.<br>b) Recap of letter 'Aa-Tt' by showing objects, phonic sound, informal talk and sand paper, flash card of letters and flex.<br>d) Recap of concept 'sit x stand', using picture, real material, body actions, flex and flash cards.<br>d) Recap of rhyme 'Go to School' with action and rhythm. | Justified<br><input type="checkbox"/> |
|  | <b>Math:</b> a) Recap of number 1-9.<br>b) Recap of 'Zero'.<br>c) Recap of shapes.<br>d) Recap of Oral counting 16-20.                               | a) Recap of number 1-9 with values, practical demo using objects.<br>b) Recap of 'Zero' '0' is nothing by doing practical demo, involving students.<br>c) Recap of shapes 'Triangle & Square' by showing objects, classroom material and flex.<br>d) Recap of Oral counting 16-20.   | Justified<br><input type="checkbox"/> |
|  | <b>EVS:</b> a) Recap of topic 'Birds'.<br>b) Recap of colour 'Red, Green & Yellow'.  | a) Recap of topic 'Birds', informal talk, picture cards, flex and flash cards and through conversation Q/A.<br>b) Recap of colour 'Red, Green & Yellow' by showing different objects. (Flowers), informal talk and conversation question.  | Justified<br><input type="checkbox"/> |
|  | <b>Activity:</b> Slate practice of strokes.  | Slate practice of strokes.   | Justified<br><input type="checkbox"/> |
|  | <b>Freeplay/games:</b> Indoor free play.   | Take the children out in the open place and allow them to play freely on slider, tricycle see saw and etc.   | Justified<br><input type="checkbox"/> |

**Teacher Assessment:**

Smiley for today's involvement, learning and enjoyment of teacher and students.

With the best knowledge & Imaan, I rate my accomplishment today as



**Note: 1<sup>st</sup> to 10<sup>th</sup> January - 2018  
Winter Holidays.**