

## Day wise plan for the month of January 2019

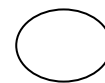
### Class - Playgroup - Maharashtra

When	What	How	Workdone
Day 118  1 <sup>st</sup> Jan Tue	<b>Assembly time:</b> Deeniyat Nazm.	Refer reader pg 16.	Justified <input type="checkbox"/>
	<b>English:</b> a) Recap of conversation question no 1-10. b) Recap of letter 'Aa-Qq'. c) Recap of concept Hot x cold. d) Recap of Picture Reading.	a) Recap of conversation question 1-10. b) Recap of letter 'Aa-Qq' by showing objects, phonic sound, informal talk and sand paper, flash card of letters and flex. d) Recap of concept 'Hot x cold', using picture, real material, flex and flash cards. d) Recap of Picture Reading.	Justified <input type="checkbox"/>
	<b>Math:</b> a) Recap of number 9. b) Recap of shapes. c) Oral counting 1-15.	a) Recap of number 9 with values, practical demo using objects. b) Recap of shapes 'Circle and Triangle' by showing objects, classroom material and flex. c) Oral counting 1-15.	Justified <input type="checkbox"/>
	<b>EVS:</b> a) Recap of topic 'Domestic Animals'. b) Recap of colour 'Red, Green & Yellow'.	a) Recap of topic 'Domestic Animals', informal talk, picture cards, flex and flash cards and through conversation Q/A. b) Recap of colour 'Red, Green & Yellow' by showing different objects. (Flowers), informal talk and conversation question.	Justified <input type="checkbox"/>
	<b>Freeplay/games:</b> Out door freeplay	Take the children out in the open area and allow the child to play freely on slider, tricycle, running race....	Justified <input type="checkbox"/>
	Activity: Deeniyat	Expalin about 'ek dusre ki madad karna.	Justified <input type="checkbox"/>
	<b>Rhymes:</b> Introduction of rhyme तोता	Introduction of rhyme तोता with action and rhythm.	Justified <input type="checkbox"/>
	<b>Story:</b> Imaginatory story	Imaginatory story	

**Teacher Assessment:**

Smiley for today's involvement, learning and enjoyment of teacher and students.

With the best knowledge & Imaan, I rate my accomplishment today as




When	What	How	Workdone
Day 119  2 <sup>nd</sup> Jan Wed	<b>Deeniyat:</b> Recap.	Ask the individually islaami maloomaat Q. 1 to 4.	Justified <input type="checkbox"/>
	<b>English:</b> a) Recap of conversation question no 1-10. b) Recap of letter 'Aa-Qq'. c) Recap of concept Hot x cold. d) Recap of rhyme.	a) Recap of conversation question 1-10. b) Recap of letter 'Aa-Qq' by showing objects, phonic sound, informal talk and sand paper, flash card of letters and flex. d) Recap of concept Hot x cold, using picture, real material, body actions, flex and flash cards. d) Recap of rhyme 'Animal sounds' with action and rhythm.	Justified <input type="checkbox"/>
	<b>Math:</b> a) Recap of number 1-9. b) Recap of shapes. c) Introduction of Oral counting 16-20.	a) Recap of number 1-9 with values, practical demo using objects. b) Recap of shapes 'Circle and Triangle' by showing objects, classroom material and flex. c) Introduction of Oral counting 16-20.	Justified <input type="checkbox"/>
	<b>EVS:</b> a) Recap of topic 'Domestic Animals'. b) Recap of colour 'Red, Green & Yellow'. c) Rd Activity pg no. 21	a) Recap of topic 'Domestic Animals', informal talk, picture cards, flex and flash cards and through conversation Q/A. b) Recap of colour 'Red, Green & Yellow' by showing different objects. (Flowers), informal talk and conversation question. c) Colour the dog with 'Black' colour.	Justified <input type="checkbox"/>
	<b>Freeplay/games:</b> Out door freeplay	a) Take the children out in the open area and allow the child to play freely on slider, tricycle, running race.... b) Crawling under (Refer Activity 89 & 91) (MS kindergarten activity book).	Justified <input type="checkbox"/>
<b>Activity:</b>	a) Sorting Balls of (colours Green and Blue) give colourful balls to the children and allow them to separate balls according to colours. b) Activity 79- Button sorting cups. Activity 77- Colour sorting in bottles. (MS kindergarten activity book)	Justified <input type="checkbox"/>	
<b>Teacher Assessment:</b> Smiley for today's involvement, learning and enjoyment of teacher and students.			
With the best knowledge & Imaan, I rate my accomplishment today as <input type="checkbox"/> 10 <input type="checkbox"/>			

When	What	How	Workdone
Day 120  3 <sup>rd</sup> Jan Thr	<b>Deeniyat:</b> Recap of nazm.	Refer reader pg 16.	Justified <input type="checkbox"/>
	<b>English:</b> a) Recap of conversation question no 1-10. b) Introduction of letter 'Rr' c) Recap of concept 'Open x Close' and 'Big x Small'. d) Recap of Picture Reading.	a) Recap of conversation question 1-10. b) Introduction of letter 'Rr' by showing objects, phonic sound, informal talk and sand paper, flash card of letters and flex. d) Recap of concept 'Open x Close' and 'Big x Small', using picture, real material, body actions, flex and flash cards. d) Recap of Picture Reading.	Justified <input type="checkbox"/>
	<b>Math:</b> a) Recap of number 1-9. b) Recap of shapes. c) Recap of Oral counting 16-20. d) Rd Activity pg no. 12	a) Recap of number 1-9 with values, practical demo using objects. b) Recap of shapes 'Triangle & Square' by showing objects, classroom material and flex. c) Recap of Oral counting 16-20. d) Circle the correct number.	Justified <input type="checkbox"/>
	<b>Activity:</b>	a) Air writing and body writing of letters 'Aa-Qq'. b) Activity 105-Letter matching cups. c) Activity 106- Letter matching stikcs. d) Activity 107- Letter matching bottle cups. (MS kindergarten activity book)	Justified <input type="checkbox"/>
	<b>Rhymes:</b> Little Bird	Little bird, little bird, Fly around. Up to the ground. Little bird, little bird Flap your wings Open your beaks. And sweetly sing. Little bird, little bird. Fly to your nest. Now it is time to take rest.	Justified <input type="checkbox"/>

**Teacher Assessment:**

Smiley for today's involvement, learning and enjoyment of teacher and students.

With the best knowledge & Imaan, I rate my accomplishment today as



When	What	How	Workdone
Day 121  4 <sup>th</sup> Jan Fri	<b>Deeniyat:</b> Recap of dua.	Refer reader pg 1.	Justified <input type="checkbox"/>
	<b>English:</b> a) Introduction of conversation question no 11. b) Recap of letter 'Aa-Rr' c) Recap of concept 'Open x Close' and 'Big x Small'. d) Recap of Picture Reading..	a) Introduction of conversation question no 11. Q. How do you come to school? b) Recap of letter 'Aa-Rr' by showing objects, phonic sound, informal talk and sand paper, flash card of letters and flex. d) Recap of concept 'Open x Close' and 'Big x Small', using picture, real material, body actions, flex and flash cards. d) Recap of Picture Reading.	Justified <input type="checkbox"/>
	<b>Math:</b> a) Recap of number 1-9. b) Recap of shapes. c) Recap of Oral counting 16-20.	a) Recap of number 1-9 with values, practical demo using objects. b) Recap of shapes 'Triangle & Square' by showing objects, classroom material and flex. c) Recap of Oral counting 16-20.	Justified <input type="checkbox"/>
	<b>EVS:</b> a) Recap of topic 'Domestic Animals'. b) Recap of colour 'Red, Green & Yellow'.	a) Recap of topic 'Domestic Animals', informal talk, picture cards, flex and flash cards and through conversation Q/A. b) Recap of colour 'Red, Green & Yellow' by showing different objects. (Flowers), informal talk and conversation question.	Justified <input type="checkbox"/>
	<b>Freeplay/games:</b> Outdoor games.	Take the children out in the open area and have some organized games - Running, Jumping, Hopping..	Justified <input type="checkbox"/>
	<b>Stories:</b> Imaginative story.	Imaginative story.	Justified <input type="checkbox"/>

**Teacher Assessment:**

Smiley for today's involvement, learning and enjoyment of teacher and students.

With the best knowledge & Imaan, I rate my accomplishment today as




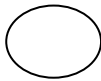

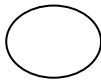
When	What	How	Workdone
Day 122  7 <sup>th</sup> Jan Mon	<b>Deeniyat:</b> recap of huroof-e-tahajji.	Make the child repeat huroof-e-tahajji ا ت ث	Justified <input type="checkbox"/>
	<b>English:</b> a) Recap of conversation question no 11. b) Recap of letter 'Aa-Rr' c) Recap of Picture Reading.	a) Recap of conversation question no 11. b) Recap of letter 'Aa-Rr' by showing objects, phonic sound, informal talk and sand paper, flash card of letters and flex. c) Recap of Picture Reading.	Justified <input type="checkbox"/>
	<b>Math:</b> a) Recap of number 1-9. b) Recap of shapes. c) Recap of Oral counting 16-20.	a) Recap of number 1-9 with values, practical demo using objects. b) Recap of shapes 'Triangle & Square' by showing objects, classroom material and flex. c) Recap of Oral counting 16-20.	Justified <input type="checkbox"/>
	<b>EVS:</b> a) Recap of topic 'Domestic Animals'. b) Recap of colour 'Red, Green & Yellow'.	a) Recap of topic 'Domestic Animals', informal talk, picture cards, flex and flash cards and through conversation Q/A. b) Recap of colour 'Red, Green & Yellow' by showing different objects. (Flowers), informal talk and conversation question.	Justified <input type="checkbox"/>
	<b>Freeplay/games:</b>	Activity 33- Number pocket. Activity 34- Star matching. Activity 38-Paper cups number Tower. (MS kindergarten activity book)	Justified <input type="checkbox"/>
	<b>Activity:</b> Fine Motor skills.	a) Punch hole in chart paper/cards and give the child a lace to take in and out of the punched hole.	Justified <input type="checkbox"/>

**Teacher Assessment:**

Smiley for today's involvement, learning and enjoyment of teacher and students.

With the best knowledge & Imaan, I rate my accomplishment today as



When	What	How	Workdone
Day 123  8 <sup>th</sup> Jan Tue	<b>Assembly time:</b> Deeniyat nazm.	Refer reader pg 16.	Justified <input type="checkbox"/>
	<b>English:</b> a) Recap of conversation question no 11. b) Recap of letter 'Aa-Rr' c) Recap of Picture Reading.	a) Recap of conversation question no 11. b) Recap of letter 'Aa-Rr' by showing objects, phonic sound, informal talk and sand paper, flash card of letters and flex. c) Recap of Picture Reading.	Justified <input type="checkbox"/>
	<b>Math:</b> a) Recap of number 1-9. b) Recap of shapes. c) Recap of Oral counting 16-20.	a) Recap of number 1-9 with values, practical demo using objects. b) Recap of shapes 'Triangle & Square' by showing objects, classroom material and flex. c) Recap of Oral counting 16-20.	Justified <input type="checkbox"/>
	<b>EVS:</b> a) Recap of topic 'Flowers'. b) Recap of colour 'Red, Green & Yellow'.	a) Recap of topic 'Flowers', informal talk, picture cards, flex and flash cards and through conversation Q/A. b) Recap of colour 'Red, Green & Yellow' by showing different objects. (Flowers), informal talk and conversation question.	Justified <input type="checkbox"/>
	<b>Freeplay/games:</b>	a) Write numbers on the floor 1-6 and make the children follow teacher's instructions like go to number one, sit in numbers six, etc. b) Activity 21 & 22 - Number Hopscotch jump and Number Hopscotch throw. (MS kindergarten activity book).	Justified <input type="checkbox"/>
	<b>Activity:</b> a) Deeniyat	a) Make the child indentify huroof-e-tahajji ا . ث using flash card. b) Flash card matching- match number to its value. (MS kindergarten activity book)	Justified <input type="checkbox"/>
	<b>Rhymes:</b> Recap of rhyme तोता b) Oh! My My.	a) Recap of rhyme तोता with action and rhythm. b) Oh! My My Tell me why? Birdies fly In the sky One, Two, Three, Four, Five.	Justified <input type="checkbox"/>
	<b>Story:</b> Imaginative Story	Imaginative Story	Justified <input type="checkbox"/>
<b>Teacher Assessment:</b> Smiley for today's involvement, learning and enjoyment of teacher and students. 			
With the best knowledge & Imaan, I rate my accomplishment today as  			

When	What	How	Workdone
Day 124  9 <sup>th</sup> Jan Wed	<b>Deeniyat:</b> Recap of tamiyah.	Make the child repeat tasmiyah with correct pronunciation.	Justified <input type="checkbox"/>
	<b>English:</b> a) Recap of conversation question no 1-11. b) Recap of letter 'Aa-Rr' c) Recap of Picture Reading.	a) Recap of conversation question no 1-11. b) Recap of letter 'Aa-Rr' by showing objects, phonic sound, informal talk and sand paper, flash card of letters and flex. c) Recap of Picture Reading.	Justified <input type="checkbox"/>
	<b>Math:</b> a) Recap of number 1-9. b) Introduction of 'Zero'. c) Recap of shapes. d) Recap of Oral counting 16-20.	a) Recap of number 1-9 with values, practical demo using objects. b) Introduction of 'Zero' '0' is nothing by doing practical demo, involving students. c) Recap of shapes 'Triangle & Square' by showing objects, classroom material and flex. d) Recap of Oral counting 16-20.	Justified <input type="checkbox"/>
	<b>EVS:</b> a) Recap of topic 'Fruits'. b) Recap of colour 'Red, Green & Yellow'.	a) Recap of topic 'Fruits', informal talk, picture cards, flex and flash cards and through conversation Q/A. b) Recap of colour 'Red, Green & Yellow' by showing different objects. (Flowers), informal talk and conversation question.	Justified <input type="checkbox"/>
	<b>Activity:</b> a) Clay moulding	a) Clay moulding and making letters Aa-Rr. b) Inserting pipe cleaners in basket (refer activity 41). c) Activity 17 - Number value and pipe cleaner and bottle. (MS kindergarten activity book).	Justified <input type="checkbox"/>
	<b>Freeplay/games:</b>	a) Take the children out in the open area and allow them to play on outdoor equipment. b) Activity 83-Jumping in the shapes. (MS kindergarten activity book) c) Brain gym exercises.	Justified <input type="checkbox"/>

**Teacher Assessment:**

Smiley for today's involvement, learning and enjoyment of teacher and students.

With the best knowledge & Imaan, I rate my accomplishment today as



When	What	How	Workdone
Day 125  10 <sup>th</sup> Jan Thu	<b>Deeniyat:</b> Do pending work.	Assignment 9 to 12, pg 28 to 31.	Justified <input type="checkbox"/>
	<b>English:</b> a) Recap of conversation question no 1-11. b) Introduction of letter 'Ss' c) Recap of concept Open x Close and Big x Small. d	a) Recap of conversation question no 1-11. b) Introduction of letter 'Ss' by showing objects, phonic sound, informal talk and sand paper, flash card of letters and flex. d) Recap of concept Open x Close and Big x Small, using picture, real material, body actions, flex and flash cards. d).	Justified <input type="checkbox"/>
	<b>Math:</b> a) Recap of number 1-9. b) Recap of 'Zero'. c) Recap of shapes. d) Recap of Oral counting 16-20.	a) Recap of number 1-9 with values, practical demo using objects. b) Recap of 'Zero' '0' is nothing by doing practical demo, involving students. c) Recap of shapes 'Triangle & Square' by showing objects, classroom material and flex. d) Recap of Oral counting 16-20.	Justified <input type="checkbox"/>
	<b>EVS:</b> a) Recap of topic 'Fruits'. b) Recap of colour 'Red, Green & Yellow'.	a) Recap of topic 'Fruits', informal talk, picture cards, flex and flash cards and through conversation Q/A. b) Recap of colour 'Red, Green & Yellow' by showing different objects. (Flowers), informal talk and conversation question.	Justified <input type="checkbox"/>
	<b>Activity:</b>	Activity 156- Number play - Sensory bag. Activity 157- Writing on Sensory bag. Activity 159- Shapes Sensory bag. (MS kindergarten activity book)	Justified <input type="checkbox"/>
	<b>Rhymes:</b> Introduction of rhyme.	Introduction of rhyme 'Bits of Paper' with action and rhythm	Justified <input type="checkbox"/>

**Teacher Assessment:**

Smiley for today's involvement, learning and enjoyment of teacher and students.

With the best knowledge & Imaan, I rate my accomplishment today as






When	What	How	Workdone
Day 126  11 <sup>th</sup> Jan Fri	<b>Deeniyat:</b> Do pending work.	Assignment 9 to 12, pg 28 to 31.	Justified <input type="checkbox"/>
	<b>English:</b> a) Recap of conversation question no 1-11. b) Recap of letter 'Ss' c) Recap of concept Open x Close and Big x Small. d) Recap of rhyme.	a) Recap of conversation question no 1-11. b) Introduction of letter 'Ss' by showing objects, phonic sound, informal talk and sand paper, flash card of letters and flex. d) Recap of concept Open x Close and Big x Small, using picture, real material, body actions, flex and flash cards. d) Introduction of rhyme 'Bits of Paper' with action and rhythm.	
	<b>Math:</b> a) Recap of number 1-9. b) Recap of 'Zero'. c) Recap of shapes. d) Recap of Oral counting 16-20.	a) Recap of number 1-9 with values, practical demo using objects. b) Recap of 'Zero' '0' is nothing by doing practical demo, involving students. c) Recap of shapes 'Triangle & Square' by showing objects, classroom material and flex. d) Recap of Oral counting 16-20.	
	<b>EVS:</b> a) Recap of topic 'Fruits'. b) Recap of colour 'Red, Green & Yellow'.	a) Recap of topic 'Fruits', informal talk, picture cards, flex and flash cards and through conversation Q/A. b) Recap of colour 'Red, Green & Yellow' by showing different objects. (Flowers), informal talk and conversation question.	Justified <input type="checkbox"/>
	<b>Freeplay/games:</b> Blind fold	Blind fold game - provide different fruits or vegetables to the students and allow them to blind fold their eyes and help them guess which fruit it is by touching/feeling and if possible tasting it.	Justified <input type="checkbox"/>
	<b>Story:</b> Imaginative Story	Imaginative Story	Justified <input type="checkbox"/>

**Teacher Assessment:**

Smiley for today's involvement, learning and enjoyment of teacher and students.

With the best knowledge & Imaan, I rate my accomplishment today as




When	What	How	Workdone
Day 127  14 <sup>th</sup> Jan Mon	<b>Deeniyat:</b> Recap of khaane se pahle ki dua.	Make the child repeat the dua with tarjama.	Justified <input type="checkbox"/>
	<b>English:</b> a) Recap of conversation question no 1-11. b) Recap of letter 'Aa-Ss' c) Recap of concept 'Open x Close' and 'Big x Small'. d) Complete the pending work.	a) Recap of conversation question no 1-11. b) Recap of letter 'Aa-Ss' by showing objects, phonic sound, informal talk and sand paper, flash card of letters and flex. d) Recap of concept 'Open x Close' and 'Big x Small', using picture, real material, body actions, flex and flash cards.	Justified <input type="checkbox"/>
	<b>Math:</b> a) Recap of number 1-9. b) Recap of 'Zero'. c) Recap of shapes. d) Recap of Oral counting 16-20. Complete the pending work.	a) Recap of number 1-9 with values, practical demo using objects. b) Recap of 'Zero' '0' is nothing by doing practical demo, involving students. c) Recap of shapes 'Triangle & Square' by showing objects, classroom material and flex. d) Recap of Oral counting 16-20.	Justified <input type="checkbox"/>
	<b>EVS:</b> a) Recap of topic 'Fruits'. b) Recap of colour 'Red, Green & Yellow'. Complete the pending work.	a) Recap of topic 'Fruits', informal talk, picture cards, flex and flash cards and through conversation Q/A. b) Recap of colour 'Red, Green & Yellow' by showing different objects. (Flowers), informal talk and conversation question.	Justified <input type="checkbox"/>
	<b>Freeplay/games:</b> Indoor games	Provide the material in the class room puzzles, inserting blocks, beads ..... and allow them to play freely in the class.	
	<b>Activity:</b>	Activity 156- Number play - Sensory bag. Activity 157- Writing on Sensory bag. Activity 159- Shapes Sensory bag. (MS kindergarten activity book)	Justified <input type="checkbox"/>

**Teacher Assessment:**

Smiley for today's involvement, learning and enjoyment of teacher and students.

With the best knowledge & Imaan, I rate my accomplishment today as



When	What	How	Workdone
Day 128  15 <sup>th</sup> Jan Tue	<b>Assembly time:</b> Deeniyat Nazm.	Refer reader pg 16.	Justified <input type="checkbox"/>
	<b>English:</b> a) Recap of conversation question no 1-11. b) Recap of letter 'Aa-Ss' c) Recap of concept 'Open x Close' and 'Big x Small'. d) Picture Talk	a) Recap of conversation question no 1-11. b) Recap of letter 'Aa-Ss' by showing objects, phonic sound, informal talk and sand paper, flash card of letters and flex. d) Recap of concept 'Open x Close' and 'Big x Small', using picture, real material, body actions, flex and flash cards. d) Picture Talk- Encourage the students to make short sentences and speak about the things they see in the picture.	Justified <input type="checkbox"/>
	<b>Math:</b> a) Recap of number 1-9. b) Recap of 'Zero'. c) Recap of shapes. d) Recap of Oral counting 16-20. e) Rd activity Pg 12.	a) Recap of number 1-9 with values, practical demo using objects. b) Recap of 'Zero' '0' is nothing by doing practical demo, involving students. c) Recap of shapes 'Triangle & Square' by showing objects, classroom material and flex. d) Recap of Oral counting 16-20. e) Rd activity Pg 12 - Circle the correct number.	Justified <input type="checkbox"/>
	<b>Freeplay/games:</b>	Activity 133- Zipping/Un zipping. Activity 134- Buttoning/unbuttoning. (MS kindergarten activity book)	Justified <input type="checkbox"/>
	<b>Activity:</b> a) Deeniyat. b) Matching letters with the picture.	a) Deeniyat- Expalin about 'Sharing habit'. b) Matching letters with the picture- spread letters on the floor and let the children match the letters with the pictures.  Activity 120- paper cup letter and picture matching. (MS kindergarten activity book)	Justified <input type="checkbox"/>
	<b>Rhymes:</b> a) Recap of rhymes.	a) Recitation of rhymes 'Five Little Parrots & Rain Rain'.	Justified <input type="checkbox"/>
	<b>Stories:</b> Recap of the story 'The Rabbit and the Tortoise'.	Recap of the story 'The Rabbit and the Tortoise'.	Justified <input type="checkbox"/>

**Teacher Assessment:**

Smiley for today's involvement, learning and enjoyment of teacher and students.

With the best knowledge & Imaan, I rate my accomplishment today as



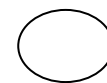
When	What	How	Workdone
Day 129  16 <sup>th</sup> Jan Wed	<b>Deeniyat:</b> Recap of kalima-e-taiyyibah.	Make the child repeat kalima.	Justified <input type="checkbox"/>
	<b>English:</b> a) Recap of conversation question no 1-11. b) Recap of letter 'Aa-Ss' c) Recap of concept Open x Close and Big x Small. d) Recap of Picture Talk	a) Recap of conversation question no 1-11. b) Recap of letter 'Aa-Ss' by showing objects, phonic sound, informal talk and sand paper, flash card of letters and flex. d) Recap of concept Open x Close and Big x Small, using picture, real material, body actions, flex and flash cards. d) Recap of Picture Talk- Encourage the students to make short sentences and speak about the things they see in the picture.	Justified <input type="checkbox"/>
	<b>Math:</b> a) Recap of number 1-9. b) Recap of 'Zero'. c) Recap of shapes. d) Recap of Oral counting 16-20.	a) Recap of number 1-9 with values, practical demo using objects. b) Recap of 'Zero' '0' is nothing by doing practical demo, involving students. c) Recap of shapes 'Triangle & Square' by showing objects, classroom material and flex. d) Recap of Oral counting 16-20.	Justified <input type="checkbox"/>
	<b>EVS:</b> a) Introduction of topic 'Birds'. b) Recap of colour 'Red, Green & Yellow'.	a) Introduction of topic 'Birds', informal talk, picture cards, flex and flash cards and through conversation Q/A. b) Recap of colour 'Red, Green & Yellow' by showing different objects. (Flowers), informal talk and conversation question.	Justified <input type="checkbox"/>
	<b>Freeplay/games:</b> Outdoor games.	Take the children out in the open area and have some organized games - Running, Jumping, Hopping...	Justified <input type="checkbox"/>
	<b>Activity:</b> a) Sand paper cut out. b) Activity 106- Letter matching sticks.	a) Sand paper cut out tracing and assemble letters. b) Activity 106- Letter matching sticks. (Ms Kindergarten activity book-).	Justified <input type="checkbox"/>
<b>Teacher Assessment:</b> Smiley for today's involvement, learning and enjoyment of teacher and students.			
With the best knowledge & Imaan, I rate my accomplishment today as <input type="checkbox"/> 10 <input type="checkbox"/>			

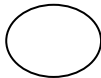

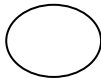
When	What	How	Workdone
Day 130  17 <sup>th</sup> Jan Thu	<b>Deeniyat:</b> Recap of kalima-e-taiyyibah.	Make the child repeat kalima.	Justified <input type="checkbox"/>
	<b>English:</b> a) Recap of conversation question no 1-11. b) Introduction of letter 'Tt' c) Recap of concept 'Open x Close' and 'Big x Small'. d) Recap of Picture Talk	a) Recap of conversation question no 1-11. b) Introduction of letter 'Tt' by showing objects, phonic sound, informal talk and sand paper, flash card of letters and flex. c) Recap of concept 'Open x Close' and 'Big x Small', using picture, real material, body actions, flex and flash cards. d) Recap of Picture Talk- Encourage the students to make short sentences and speak about the things they see in the picture.	Justified <input type="checkbox"/>
	<b>Math:</b> a) Recap of number 1-9. b) Recap of 'Zero'. c) Recap of shapes. d) Recap of Oral counting 16-20.	a) Recap of number 1-9 with values, practical demo using objects. b) Recap of 'Zero' '0' is nothing by doing practical demo, involving students. c) Recap of shapes 'Triangle & Square' by showing objects, classroom material and flex. d) Recap of Oral counting 16-20.	Justified <input type="checkbox"/>
	<b>EVS:</b> a) Recap of topic 'Birds'. b) Recap of colour 'Red, Green & Yellow'.	a) Recap of topic 'Birds', informal talk, picture cards, flex and flash cards and through conversation Q/A. b) Recap of colour 'Red, Green & Yellow' by showing different objects. (Flowers), informal talk and conversation question.	Justified <input type="checkbox"/>
	<b>Activity:</b> Origami.	Use old newspapers and let the children do origami (paper folding activity) of R-ra-rocket. Let the children have fun while playing with paper rockets.	Justified <input type="checkbox"/>
	<b>Rhymes:</b> recite rhymes	a) Bits of Paper b) Little Birds c) Animal Sounds	Justified <input type="checkbox"/>

**Teacher Assessment:**

Smiley for today's involvement, learning and enjoyment of teacher and students.

With the best knowledge & Imaan, I rate my accomplishment today as



When	What	How	Workdone
Day 131  18 <sup>th</sup> Jan Fri	<b>Deeniyat:</b> Recap of kalima-e-taiyyibah.	Ask individually.	Justified <input type="checkbox"/>
	<b>English:</b> a) Introduction of conversation question no 12. b) Recap of letter 'Aa-Tt' c) Introduction of concept sit x stand. d) Recap of Picture Talk	a) Introduction of conversation question no 12. Q. Where should you throw the waste paper? b) Recap of letter 'Aa-Tt' by showing objects, phonic sound, informal talk and sand paper, flash card of letters and flex. d) Introduction of concept 'sit x stand', using picture, real material, body actions, flex and flash cards. d) Recap of Picture Talk- Encourage the students to make short sentences and speak about the things they see in the picture.	Justified <input type="checkbox"/>
	<b>Math:</b> a) Recap of numbers 1-9. b) Recap of 'Zero'. c) Recap of shapes. d) Recap of Oral counting 16-20.	a) Recap of numbers 1-9 with values, practical demo using objects. b) Recap of 'Zero' '0' is nothing by doing practical demo, involving students. c) Recap of shapes 'Triangle & Square' by showing objects, classroom material and flex. d) Recap of Oral counting 16-20.	Justified <input type="checkbox"/>
	<b>EVS:</b> a) Recap of topic 'Birds'. b) Recap of colour 'Red, Green & Yellow'. c) Rd Activity Rd pg 23.	a) Recap of topic 'Birds', informal talk, picture cards, flex and flash cards and through conversation Q/A. b) Recap of colour 'Red, Green & Yellow' by showing different objects. (Flowers), informal talk and conversation question. c) Rd Activity Rd pg 23 - Colour the duck yellow.	Justified <input type="checkbox"/>
	<b>Freeplay/games:</b>	Let me children have fun with physical exercise by moving hands and legs. Also play with bat and ball freely.	Justified <input type="checkbox"/>
	<b>Story:</b> Imaginative story	Imaginative story	Justified <input type="checkbox"/>
<b>Teacher Assessment:</b> Smiley for today's involvement, learning and enjoyment of teacher and students. 			
With the best knowledge & Imaan, I rate my accomplishment today as  			


When	What	How	Workdone
Day 132  21 <sup>st</sup> Jan Mon	<b>Deeniyat:</b> Recap of islaami maloomaat.	Make the child repeat islaami maloomat Q. 1 to 4.	Justified <input type="checkbox"/>
	<b>English:</b> a) Recap of conversation question no 1-12. b) Recap of letter 'Aa-Tt' c) Recap of concept 'sit x stand'. d) Introduction of rhyme.	a) Recap of conversation question no 1-12. b) Recap of letter 'Aa-Tt' by showing objects, phonic sound, informal talk and sand paper, flash card of letters and flex. d) Recap of concept 'sit x stand', using picture, real material, body actions, flex and flash cards. d) Introduction of rhyme 'Go to School' with action and rhythm.	Justified <input type="checkbox"/>
	<b>Math:</b> a) Recap of numbers 1-9. b) Recap of 'Zero'. c) Recap of shapes. d) Recap of Oral counting 16-20.	a) Recap of numbers 1-9 with values, practical demo using objects. b) Recap of 'Zero' '0' is nothing by doing practical demo, involving students. c) Recap of shapes 'Triangle & Square' by showing objects, classroom material and flex. d) Recap of Oral counting 16-20.	Justified <input type="checkbox"/>
	<b>EVS:</b> a) Recap of topic 'Birds'. b) Recap of colour 'Red, Green & Yellow'.	a) Recap of topic 'Birds', informal talk, picture cards, flex and flash cards and through conversation Q/A. b) Recap of colour 'Red, Green & Yellow' by showing different objects. (Flowers), informal talk and conversation question.	
	<b>Freeplay/games:</b> Outdoor play.	Take the children out in the open place and allow the child to play freely on slider, tricycle, running race.....	Justified <input type="checkbox"/>
	<b>Activity:</b> a) Deeniyat. b) Sand paper letters tracing.	a) Deeniyat - Make the child indentify huroof-e-tahajji ا ت using flash card. b) Sand paper letters tracing - Provide children with flash cards of letters of sand paper and allow them to do finger tracing using pointer finger/Index finger.	Justified <input type="checkbox"/>
<b>Teacher Assessment:</b> Smiley for today's involvement, learning and enjoyment of teacher and students.			
With the best knowledge & Imaan, I rate my accomplishment today as <input type="checkbox"/> 10 <input type="checkbox"/>			


**Note: 22<sup>nd</sup> January 2019, Tuesday**

**Colouring Competition.**

When	What	How	Work done
Day 133  22 <sup>nd</sup> Jan Tue	Colouring competition	Colouring competition	Justified <input type="checkbox"/>

**Teacher Assessment:**

Smiley for today's involvement, learning and enjoyment of teacher and students. 

With the best knowledge & Imaan, I rate my accomplishment today as  10




When	What	How	Workdone
Day 134  23 <sup>rd</sup> Jan Wed	<b>Deeniyat:</b> Recap of kalima-e-etayyibah.	Make the child repeat kalima with tarjama.	Justified <input type="checkbox"/>
	<b>English:</b> a) Recap of conversation question no 1-12. b) Recap of letter 'Aa-Tt' c) Recap of concept 'sit x stand'. d) Recap of rhyme. e) Rd Activity pg no. 25	a) Recap of conversation question no 1-12. b) Recap of letter 'Aa-Tt' by showing objects, phonic sound, informal talk and sand paper, flash card of letters and flex. d) Recap of concept 'sit x stand', using picture, real material, body actions, flex and flash cards. d) Recap of rhyme 'Go to School' with action and rhythm. e) Circle the correct letter for the given picture.	Justified <input type="checkbox"/>
	<b>Math:</b> a) Recap of number 1-9. b) Recap of 'Zero'. c) Recap of shapes. d) Recap of Oral counting 16-20.	a) Recap of number 1-9 with values, practical demo using objects. b) Recap of 'Zero' '0' is nothing by doing practical demo, involving students. c) Recap of shapes 'Triangle & Square' by showing objects, classroom material and flex. d) Recap of Oral counting 16-20.	Justified <input type="checkbox"/>
	<b>EVS:</b> a) Recap of topic 'Birds'. b) Recap of colour 'Red, Green & Yellow'.	a) Recap of topic 'Birds', informal talk, picture cards, flex and flash cards and through conversation Q/A. b) Recap of colour 'Red, Green & Yellow' by showing different objects. (Flowers), informal talk and conversation question.	Justified <input type="checkbox"/>
	<b>Freeplay/games:</b>	a) Draw two circles on the floor one big and one small and instruct the children go to big circle, stand on small circle, sit in big circle. b) Activity 112- Paper plate letter matching.	Justified <input type="checkbox"/>
	<b>Activity:</b>	Activity 108- Plastic letter matching tray. Activity 117- Road letters. (MS kindergarten activity book).	Justified <input type="checkbox"/>

**Teacher Assessment:**

Smiley for today's involvement, learning and enjoyment of teacher and students.

With the best knowledge & Imaan, I rate my accomplishment today as




When	What	How	Workdone
Day 135  24 <sup>th</sup> Jan Thu	<b>Deeniyat:</b> Recap of kalima.	Ask individually.	Justified <input type="checkbox"/>
	<b>English:</b> a) Recap of conversation question no 1-12. b) Recap of letter 'Aa-Tt' c) Recap of concept sit x stand. d) Recap of rhyme.	a) Recap of conversation question no 1-12. b) Recap of letter 'Aa-Tt' by showing objects, phonic sound, informal talk and sand paper, flash card of letters and flex. d) Recap of concept sit x stand, using picture, real material, body actions, flex and flash cards. d) Recap of rhyme 'Go to School' with action and rhythm.	Justified <input type="checkbox"/>
	<b>Math:</b> a) Recap of number 1-9. b) Recap of 'Zero'. c) Recap of shapes. d) Recap of Oral counting 16-20.	a) Recap of number 1-9 with values, practical demo using objects. b) Recap of 'Zero' '0' is nothing by doing practical demo, involving students. c) Recap of shapes 'Triangle & Square' by showing objects, classroom material and flex. d) Recap of Oral counting 16-20.	Justified <input type="checkbox"/>
	<b>EVS:</b> a) Recap of topic 'Birds'. b) Recap of colour 'Red, Green & Yellow'.	a) Recap of topic 'Birds', informal talk, picture cards, flex and flash cards and through conversation Q/A. b) Recap of colour 'Red, Green & Yellow' by showing different objects. (Flowers), informal talk and conversation question.	Justified <input type="checkbox"/>
	<b>Activity:</b> a) English. b) Inserting pipe cleaners in basket. c) Activity 17.	a) Matching flash card of 'A' to 'a' and 'B' to 'b' saying the letter and sound aloud. b) Ref: Activity 41-Inserting pipe cleaners in basket. c) Speak about 'Republic Day' and our nation 'India'. Do collage of Indian flag using paper tearing and paper crumpling technique.	Justified <input type="checkbox"/>
	<b>Rhymes:</b> 'Transportation'.	'Transportation'. Take a bus Or take a train Take a boat Or take a plane Take a taxi Take a car Maybe near or maybe far Take a rocket to the Moon But be sure to come back soon.	Justified <input type="checkbox"/>

**Teacher Assessment:**

Smiley for today's involvement, learning and enjoyment of teacher and students.

With the best knowledge & Imaan, I rate my accomplishment today as

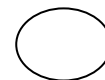


When	What	How	Workdone
Day 136  25 <sup>th</sup> Jan Fri	<b>Deeniyat:</b> Recap of islaami maloomaat.	Make the child repeat islaami maloomat Q. 1 to 4.	Justified <input type="checkbox"/>
	<b>English:</b> a) Recap of conversation question no 1-12. b) Recap of letter 'Aa-Tt' c) Recap of concept sit x stand. d) Recap of rhyme.	a) Recap of conversation question no 1-12. b) Recap of letter 'Aa-Tt' by showing objects, phonic sound, informal talk and sand paper, flash card of letters and flex. d) Recap of concept sit x stand, using picture, real material, body actions, flex and flash cards. d) Recap of rhyme 'Go to School' with action and rhythm.	Justified <input type="checkbox"/>
	<b>Math:</b> a) Recap of number 1-9. b) Recap of 'Zero'. c) Recap of shapes. d) Recap of Oral counting 16-20.	a) Recap of number 1-9 with values, practical demo using objects. b) Recap of 'Zero' '0' is nothing by doing practical demo, involving students. c) Recap of shapes 'Triangle & Square' by showing objects, classroom material and flex. d) Recap of Oral counting 16-20.	
	<b>EVS:</b> a) Recap of topic 'Birds'. b) Recap of colour 'Red, Green & Yellow'.	a) Recap of topic 'Birds', informal talk, picture cards, flex and flash cards and through conversation Q/A. b) Recap of colour 'Red, Green & Yellow' by showing different objects. (Flowers), informal talk and conversation question.	Justified <input type="checkbox"/>
	<b>Freeplay/games:</b>	a) Activity 116- Alphet and picture matching pocket. b) Activity 120- Paper cup letter and picture matching. (MS kindergarten activity book).	Justified <input type="checkbox"/>
	<b>Stories:</b> Recap of story 'The Grapes are sour'.	Recap of story 'The Grapes are sour', using puppets. Motivate the children to say the story.	Justified <input type="checkbox"/>

**Teacher Assessment:**

Smiley for today's involvement, learning and enjoyment of teacher and students.

With the best knowledge & Imaan, I rate my accomplishment today as



**Note: 26<sup>th</sup> January 2019 Saturday**

**Republicday Celebration.**

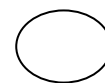
When	What	How	Workdone
Day 137  28 <sup>th</sup> Jan Mon	<b>Deeniyat:</b> Recap of tasmiyah.	Make the child repeat tasmiyah.	Justified <input type="checkbox"/>
	<b>English:</b> a) Recap of conversation question no 1-12. b) Introduction of letter 'Uu' c) Recap of concept sit x stand. d) Recap of rhyme.	a) Recap of conversation question no 1-12. b) Introduction of letter 'Uu' by showing objects, phonic sound, informal talk and sand paper, flash card of letters and flex. d) Recap of concept sit x stand, using picture, real material, body actions, flex and flash cards. d) Recap of rhyme 'Go to School' with action and rhythm.	Justified <input type="checkbox"/>
	<b>Math:</b> a) Recap of number 1-9. b) Recap of 'Zero'. c) Recap of shapes. d) Recap of Oral counting 16-20.	a) Recap of number 1-9 with values, practical demo using objects. b) Recap of 'Zero' '0' is nothing by doing practical demo, involving students. c) Recap of shapes 'Triangle & Square' by showing objects, classroom material and flex. d) Recap of Oral counting 16-20.	Justified <input type="checkbox"/>
	<b>EVS:</b> a) Introduction of topic 'Wild Animals'. b) Recap of colour 'Red, Green & Yellow'.	a) Introduction of topic 'Wild Animals', informal talk, picture cards, flex and flash cards and through conversation Q/A. b) Recap of colour 'Red, Green & Yellow' by showing different objects. (Flowers), informal talk and conversation question.	
	<b>Freeplay/games:</b> Balancing race on strokes.	Balancing race on strokes draw big standing line and sleeping line on floor and make the children walk on it.	Justified <input type="checkbox"/>
	<b>Activity:</b> b) Activity 128- Letter Hop Scotch.	a) Change the setting of a few things in a room and ask children to observe and tell you what has been changed. b) Look for the letter: Randomly place different letter cards in the classroom. One child has to look and get a letter card and say atleast two objects the start with that letter. Give every child and opportunity to play. b) Activity 128- Letter Hop Scotch. (MS Kindergarten activity book).	Justified <input type="checkbox"/>
<b>Teacher Assessment:</b> Smiley for today's involvement, learning and enjoyment of teacher and students.			
With the best knowledge & Imaan, I rate my accomplishment today as <input type="checkbox"/> 10 <input type="checkbox"/>			

When	What	How	Workdone
Day 138  29 <sup>th</sup> Jan Tue	<b>Deeniyat:</b> Recap.	Make the child repeat tasmiyah.	Justified <input type="checkbox"/>
	<b>English:</b> a) Recap of conversation question no 1-12. b) Recap of letter 'Aa-Uu' c) Recap of concept sit x stand, open x close & hot x cold. d) Recap of rhyme.	a) Recap of conversation question no 1-12. b) Recap of letter 'Aa-Uu' by showing objects, phonic sound, informal talk and sand paper, flash card of letters and flex. d) Recap of concept 'sit x stand', 'open x close' & 'hot x cold', using picture, real material, body actions, flex and flash cards. d) Recap of rhyme 'Little Muslim' with action and rhythm.	Justified <input type="checkbox"/>
	<b>Math:</b> a) Recap of number 1-9. b) Recap of 'Zero'. c) Recap of shapes. d) Recap of Oral counting 16-20.	a) Recap of number 1-9 with values, practical demo using objects. b) Recap of 'Zero' '0' is nothing by doing practical demo, involving students. c) Recap of shapes 'Triangle & Square' by showing objects, classroom material and flex. d) Recap of Oral counting 16-20.	Justified <input type="checkbox"/>
	<b>Activity:</b> Deeniyat	Make the child repeat tasmiyah.	Justified <input type="checkbox"/>
	<b>Rhymes:</b> Introduction of rhyme.	Introduction of rhyme 'Little Muslim' with action and rhythm.	Justified <input type="checkbox"/>
	<b>Stories:</b> Imaginative story.	Imaginative story.	Justified <input type="checkbox"/>

**Teacher Assessment:**

Smiley for today's involvement, learning and enjoyment of teacher and students.

With the best knowledge & Imaan, I rate my accomplishment today as




When	What	How	Workdone
Day 139  30 <sup>th</sup> Jan Wed	<b>Deeniyat:</b> Recap of islaami maloomat.	Make the child repeat islaami maloomaat.	Justified <input type="checkbox"/>
	<b>English:</b> a) Introduction of conversation question no 13. b) Recap of letter 'Aa-Uu' c) Recap of concept 'sit x stand', 'open x close' & hot x cold. d) Recap of rhyme.	a) Introduction of conversation question no 13. b) Recap of letter 'Aa-Uu' by showing objects, phonic sound, informal talk and sand paper, flash card of letters and flex. d) Recap of concept sit x stand, open x close & hot x cold, using picture, real material, body actions, flex and flash cards. d) Recap of rhyme 'Little Muslim' with action and rhythm.	Justified <input type="checkbox"/>
	<b>Math:</b> a) Recap of number 1-9. b) Recap of 'Zero'. c) Recap of shapes. d) Recap of Oral counting 16-20.	a) Recap of number 1-9 with values, practical demo using objects. b) Recap of 'Zero' '0' is nothing by doing practical demo, involving students. c) Recap of shapes 'Triangle & Square' by showing objects, classroom material and flex. d) Recap of Oral counting 16-20.	Justified <input type="checkbox"/>
	<b>EVS:</b> a) Recap of topic 'Wild Animals'. b) Recap of colour 'Red, Green & Yellow'.	a) Recap of topic 'Wild Animals', informal talk, picture cards, flex and flash cards and through conversation Q/A. b) Recap of colour 'Red, Green & Yellow' by showing different objects. (Flowers), informal talk and conversation question.	Justified <input type="checkbox"/>
	<b>Freeplay/games:</b> Balancing race on strokes.	Balancing race on strokes [draw big standing line and sleeping line on floor and make the children walk in it.	Justified <input type="checkbox"/>
	<b>Activity:</b>	Show & tell activity of domestic animals using picture card. Freeplay with toys of domestic animals.	Justified <input type="checkbox"/>

**Teacher Assessment:**

Smiley for today's involvement, learning and enjoyment of teacher and students.

With the best knowledge & Imaan, I rate my accomplishment today as



When	What	How	Workdone
Day 140  31 <sup>st</sup> Jan Thr	<b>Deeniyat:</b> Recap of kalima.	Make the child repeat klaima.	Justified <input type="checkbox"/>
	<b>English:</b> a) Recap of conversation question no 1-13. b) Introduction of letter 'Vv'	a) Recap of conversation question no 1-13. b) Introduction of letter 'Vv' by showing objects, phonic sound, informal talk and sand paper, flash card of letters and flex.	Justified <input type="checkbox"/>
	<b>Math:</b> a) Recap of number 1-9. b) Recap of 'Zero'. c) Recap of shapes. d) Recap of Oral counting 16-20.	a) Recap of number 1-9 with values, practical demo using objects. b) Recap of 'Zero' '0' is nothing by doing practical demo, involving students. c) Recap of shapes 'Triangle & Square' by showing objects, classroom material and flex. d) Recap of Oral counting 16-20.	Justified <input type="checkbox"/>
	<b>EVS:</b> a) Recap of topic 'Wild Animals'. b) Recap of colour 'Red, Green & Yellow'. c) Rd Activity pg no. 21	a) Recap of topic 'Wild Animals', informal talk, picture cards, flex and flash cards and through conversation Q/A. b) Recap of colour 'Red, Green & Yellow' by showing different objects. (Flowers), informal talk and conversation question. c) Colour the monkey with 'Brown'	Justified <input type="checkbox"/>
	<b>Activity:</b> Practice for 'Smart Reader'	Children should be able to identify letter/number/picture name randomly.	Justified <input type="checkbox"/>
	<b>Rhymes:</b> Mai Ek Choti Kat Putli.	<b>Rhyme Time:</b> Mai Ek Choti Kat Putli Rona mujhko aata nahi...	Justified <input type="checkbox"/>

**Teacher Assessment:**

Smiley for today's involvement, learning and enjoyment of teacher and students.

With the best knowledge & Imaan, I rate my accomplishment today as

