

## Day wise plan for the month of June 2019

### Class - PP I - Telangana

When	What	How	Workdone
Day 1 - 2  12 <sup>th</sup> -13 <sup>th</sup> June	<b>Deeniyat</b> - Welcoming the toddlers.	Day 1 - Welcome the toddlers and make them comfortable with the new environment of classroom  Greet: "As-SalaamuAlaikum"  Day 2- Islamic greeting As-SalaamuAlaikum	Justified  <input type="checkbox"/>
	<b>Settling time:</b> Motivate the child to do any of the activities mentioned.	Set up three or four Activity centers. 1. Kids will do the activities along with the parents for first two days. 2. Teacher will interact with parents and child, noting details, making an observation record. A. Block play - some plastic cups, spoons, paper plate and ice cream sticks. B. Crayons - white paper and colour paper. C. Clay - mold, roller - pin. d. fine motor activities - lacing work, pipe cleaner, peg boards (puzzles). e. Plastic toys-fruits, vegetables, vehicles.	Justified  <input type="checkbox"/>
<p><b>Teacher Assessment:</b> Smiley for today's involvement, learning and enjoyment of teacher and students. <span style="float: right;"><input type="checkbox"/></span></p> <p>With the best knowledge &amp; Imaan, I rate my accomplishment today as <span style="float: right;"><input style="width: 30px; height: 20px; border: 1px solid black; text-align: center; vertical-align: middle;"/>10</span></p>			

Diary note: Give a diary note to the parents (or) tell the parents verbally when they come in the initial days as follows.

**'Dear Parents',**

Kindly share one full size (4x6size) photograph and 2 passport size photographs of your child.

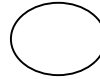
Also share an image /picture of his (a) favourite food (b) favourite fruit (c) favourite vegetable (d) favourite game.

The above items will be useful in the topics taught and learnt further.

When	What	How	Workdone
Day 3-4  14 <sup>th</sup> to 15 <sup>th</sup> June	<b>Deeniyat:</b>	Welcome the toddlers and make them comfortable with the new environment of classroom. How to greet: "Assalamwalekum" and its response "walikum assalam" Introduction of Taawwuz with tajweed. Recap of ta'wwuz and introduction of Tasmiyah with tajweed.	Justified <input type="checkbox"/>
	<b>Settling time:</b>	Activity corner and get your favourite story book or picture book and share with your peers. Activity corner and get your favourite toy and play with your friends. (Free play 30min) Activity corner and Plan outdoor play, walking on a rope, balancing activity and story time in open area.	Justified <input type="checkbox"/>

**Teacher Assessment:**

Smiley for today's involvement, learning and enjoyment of teacher and students.



With the best knowledge & Imaan, I rate my accomplishment today as



When	What	How	Workdone
Day 5  17 <sup>th</sup> June Mon	<b>Deeniyat:</b> Introduction of hamd.	a) Introduction of hamd, Refer Rd pg no.1. b) Ask individually salaam & jawaab	Justified <input type="checkbox"/>
	<b>English:</b> a) Conversation question. Introduction Q. 1. b) Introduction of Standing line.	a) Introduction Con Q.1: What is your name? b) Introduction of Standing line, (blackboard work and slate practice).	Justified <input type="checkbox"/>
	<b>Math:</b> Recap of numbers.	Recap of numbers.	Justified <input type="checkbox"/>
	<b>Hindi:</b> Recap of rhymes.	Recap of rhymes.	Justified <input type="checkbox"/>
	<b>Urdu:</b> Slate practice of strokes.	Slate practice of strokes.	Justified <input type="checkbox"/>
	<b>E.V.S.:</b> Me-Myself (Note: Topic not in book but we can include it in our day wise.) Pair game.	Name game to get familiar with names of each other. Welcome Song Good Morning to you, Good Morning to you, Good Morning dear friends, It's nice to see YOU! Good Morning to (child's name) Good Morning to (child's name) It's nice to see YOU!	Justified <input type="checkbox"/>
	<b>Activity :</b> Settling time Activity walking on line.	Settling time with Storytelling and Puppet show. Activity walking on line.	Justified <input type="checkbox"/>
<b>Break time</b>	Islamic etiquette of eating and practical demo. How To Eat: Wash hands. Eat with your right hand. Say Bismillah before eating How to drink water: Sit down with the glass. Say Bismillah. Drink water in small gulps. Say Alhumdulillah after drinking.	Justified <input type="checkbox"/>	

**Teacher Assessment:**

Smiley for today's involvement, learning and enjoyment of teacher and students.



With the best knowledge & Imaan, I rate my accomplishment today as



When	What	How	Workdone
Day 6  18 <sup>th</sup> June Tue	<b>Deeniyat:</b> Recap of Taawwuz and Tasmiya.	Make the children repeat Taawwuz and Tasmiya with tajweed.	Justified <input type="checkbox"/>
	<b>English:</b> a) Activity book. c) Recap con Q 1. d) Standing line.	a) Activity Book -pg: 1. c) Recap con Q 1. d) Standing line.	Justified <input type="checkbox"/>
	<b>Math:</b> a) Introduction of numbers and oral counting 1-5. b)Introduction of Sorting and grouping.	a) Introduction of Sorting and grouping. b) Sorting and grouping Rd pg 4 & 5.	Justified <input type="checkbox"/>
	<b>Hindi:</b> Recap of rhymes.	Recap of rhymes.	Justified <input type="checkbox"/>
	<b>Urdu:</b> Introduction of huroof l.	Introduction of huroof 'l' Rd pg 1, with objects Angoor, and anar using black board, chart, flash card and book.	Justified <input type="checkbox"/>
	<b>E.V.S.:</b> a) Me-Myself (Note: Topic not in book but we can include it in our day wise.) b) Introduction of the topic, " My body".	a) All boys form a group, all girls form a group. Make a tall child lie down on a newspaper, draw the outline and cut it. Same way do it with the short child. Paste both the cut outs on the bulletin board and compare. He/she is tall. He/she is short. b) EVS reader pg - 2,3. Give me five activity. Give Me Five. (Getting student's attention, Hold up 1 finger as you say each rule. You'll soon find your students reciting these with you. ) Eyes are watching, Ears are listening, Mouth is quiet, Hands are to myself, Hearts are caring. Involve students and talk about the Body parts and its functions.	Justified <input type="checkbox"/>
	<b>Activity:</b> a) Sand paper tracing b) Math. c) Sorting.	Sand paper tracing: standing line. Walking on a standing line balancing one book on head. b) Recap 1-5 using activity 27: number fingers and Velcro. (Refer MS kindergarten activity book). c) Sorting of vegetable and fruits (Toys models).	Justified <input type="checkbox"/>
	<b>Break time</b>	Islamic etiquette of eating and practical demo. How To Eat: Wash hands. Eat with your right hand. Say Bismillah before eating How to drink water: Sit down with the glass. Say Bismillah. Drink water in small gulps. Say Alhumdulillah after drinking.	Justified <input type="checkbox"/>
<b>Teacher Assessment:</b> Smiley for today's involvement, learning and enjoyment of teacher and students. <input type="radio"/> With the best knowledge & Imaan, I rate my accomplishment today as <input type="checkbox"/> 10			

**Note: Every Friday will be Fruity Friday for the whole academic year.**

When	What	How	Workdone
Day 7  19 <sup>th</sup> June Wed	<b>Deeniyat:</b> Introduction of Nuqte.	Make the children learn about complete sabaq of Nuqte.	Justified <input type="checkbox"/>
	<b>English:</b> a) Recap con Q 1. b) PB: pg- 1-Standing line. c) Introduction of opposites	a) Recap con Q 1. b) PB: pg- 1-Standing line. c) Introduction of opposites, 'big and small' through practical demo.	Justified <input type="checkbox"/>
	<b>Math:</b> a) Recap of oral counting 1-5, b) Introduction of Standing line and sleeping line. c) Rd pg 1.	a) Recap of oral counting 1-5, b) Introduction of Standing line and sleeping line. c) Rd pg 1.	Justified <input type="checkbox"/>
	<b>Hindi:</b> Introduction of अ	Introduction of अ Rd pg 1, with two rhyming lines and slate practice.	Justified <input type="checkbox"/>
	<b>Urdu:</b> Slate practice of huroof 'l'	Slate practice of huroof 'l'	Justified <input type="checkbox"/>
	<b>E.V.S:</b> a) Introduction of colour 'RED' b) Recap of the topic," My body".	a) Introduction of colour 'RED' using objects in the class room b) Recap of the topic," My body".	Justified <input type="checkbox"/>
	<b>Rhymes &amp; Stories:</b> a) Recap of all rhymes learnt till now. b) Introduction of rhyme 'Being Polite'.	a) Recap of all rhymes learnt till Guide children to practice individual recitation of rhymes. b) Introduction of rhyme ' <b>Being Polite</b> ' with correct pronunciation Rd pg. 5.	Justified <input type="checkbox"/>
	<b>Break time</b>	Islamic etiquette of eating and practical demo. How To Eat: Wash hands. Eat with your right hand. Say Bismillah before eating How to drink water: Sit down with the glass. Say Bismillah. Drink water in small gulps. Say Alhumdulillah after drinking.	Justified <input type="checkbox"/>
	<b>Homework:</b> English: PB pg 1 (half page)		

**Teacher Assessment:**

Smiley for today's involvement, learning and enjoyment of teacher and students.

With the best knowledge & Imaan, I rate my accomplishment today as

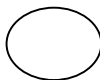


**Note:** Kindly continue the sunnat of eating etiquettes as discussed in break time every day

**Note:** Every Friday will be Fruity Friday for the whole academic year.

When	What	How	Workdone
Day 8 20 <sup>th</sup> June Thu	<b>Deeniyat:</b> Recap	Recap.	Justified <input type="checkbox"/>
	<b>English:</b> a) Recap con Q 1. b) Recap of opposites.	a) Recap con Q 1. b) Recap of opposites.	Justified <input type="checkbox"/>
	<b>Math:</b> a) Recap of oral counting 1-5, b) Sleeping line Rd pg1.	a) Recap of oral counting 1-5, b) Sleeping line Rd pg1.	Justified <input type="checkbox"/>
	<b>Hindi:</b> Recap of अ slate practice.	Recap of अ with two rhyming lines and slate practice.	Justified <input type="checkbox"/>
	<b>Urdu:</b> Slate practice of huroof 'i'	Slate practice of huroof 'i'	Justified <input type="checkbox"/>
	<b>E.V.S:</b> a) Recap of colour 'RED' b) Activity book Pg 99. c) Recap of the topic," My body".	a) Recap of colour 'RED' using objects in the class room b) Activity book Pg 99 - Colouring c) Recap of the topic," My body".	Justified <input type="checkbox"/>
	<b>Rhymes &amp; Stories:</b> a) Recap of all stories learnt till now. B) Let the child Narrate the story in his /her own words. c) Recap of all rhymes learnt till now.	a) Recap of all stories learnt till now through Q/A. b) Let the child Narrate the story in his /her own words. c) Recap of all rhymes learnt till now.	Justified <input type="checkbox"/>

**Teacher Assessment:**

Smiley for today's involvement, learning and enjoyment of teacher and students. 

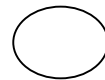
With the best knowledge & Imaan, I rate my accomplishment today as

10
----

When	What	How	Workdone
Day 9  21 <sup>st</sup> June Fri	<b>Deeniyat:</b> Introduction of kahaane se pehli ki dua with tarjama.	Make the children recite the kahaane se pehle ki dua with tarjama.	Justified <input type="checkbox"/>
	<b>English:</b> a) Introduction of conversation Q.2. b) Introduction Sleeping line. c) Recap of opposite big and small and activity book pg 46.	a) Introduction of Conversation Q.2. How are you? Rd pg 6. b) Walking on a sleeping line from left to right. Group work: children of each group will hold hands and walk on the sleeping line and keep humming this is a sleeping line, sleeping line, sleeping line. Sand paper tracing. c) Recap of opposite big and small and activity book pg 46.	Justified <input type="checkbox"/>
	<b>Math :</b> a) Outdoor play. b) Introduction of circle shape. c) Activity book pg 71.	a) Outdoor play: Let's form a big circle (holding hands apart) and small circle (holding hands and coming closer). Note: Draw a big circle and a small circle on the ground before you play this game. Introduction of circle through rhyme. I go round and round, round and round I have no sides, And I have no corners. c) Activity book pg 71 - Colour only for circle.	Justified <input type="checkbox"/>
	<b>Hindi:</b> Recap of अरु practice.	a) Recap of अरु b) Slate practice.	Justified <input type="checkbox"/>
	<b>Urdu:</b> Recap of huroof ا	a) Trace and write huroof ا. b) Rd pg 1 (half page).	Justified <input type="checkbox"/>
	<b>Homework:</b> Urdu: Do Rd pg 1 (half page)		

**Teacher Assessment:**

Smiley for today's involvement, learning and enjoyment of teacher and students.



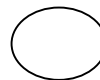
With the best knowledge & Imaan, I rate my accomplishment today as



When	What	How	Workdone
Day 10  22 <sup>nd</sup> June Sat	<b>Deeniyat:</b> Introduction of the dua 'Cheenk aanay par kahein.	Introduce the dua with correct pronunciation.	Justified <input type="checkbox"/>
	<b>English:</b> a) Sleeping line. b) Activity book pg 2.	a) Slate practice of sleeping line. b) Activity book pg 2.	Justified <input type="checkbox"/>
	<b>Math:</b> a). Introduction of Big and small. b)Activity book pg 51	a) Repeat the day 10 activity. Practically showing objects- big and small. Drawing in the air-big circle and small circle. Imagine blowing a small balloon and keep blowing to make it big. Action: Like holding a balloon in between your hands and blowing it, keep moving your hands wider). Note: At the end you can pretend with kids that it's become so big that it blasts. (Action: Get the hands closer and clap as well as make a POP sound). b)Activity book pg 51	Justified <input type="checkbox"/>
	<b>Hindi:</b> a) Recap of अ b) Rd pg 1.	a) Recap of अ slate practice. b) Rd pg 1-Tracing.	Justified <input type="checkbox"/>
	<b>Urdu:</b> a) Recap of huroof ا	a) Recap of huroof ا	Justified <input type="checkbox"/>
	<b>E.V.S:</b> a) Recap My body. Q. 1 to 3. b) Rd pg 6.	a) EVS reader Pg- 1 to 3. b) Rd pg 6- Match the body parts to its functions.	Justified <input type="checkbox"/>
	<b>Activity:</b> Activity no 2 - walking on the strokes Activity no 3 - walking on the lines	Act no 2- walking on the strokes (Refer MS kindergarten activity book). I am a circle. Board work, Practically showing different objects. Slate practice: Draw a circle. Act no 3 - walking on the lines (Refer MS kindergarten activity book).	Justified <input type="checkbox"/>

**Teacher Assessment:**

Smiley for today's involvement, learning and enjoyment of teacher and students.



With the best knowledge & Imaan, I rate my accomplishment today as

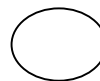




When	What	How	Workdone
Day 11  24 <sup>th</sup> June Mon	<b>Deeniyat:</b> Activity	Activity	Justified <input type="checkbox"/>
	<b>English:</b> Recap of standing and sleeping line.	a) Recap of standing and sleeping line. b) PB pg 2 (half page).	Justified <input type="checkbox"/>
	<b>Math:</b> a) Introduction of number:1. b) Activity book pg 56.	a) Introduction of number 1, Practical learning. Clap one time, Jump one time, stamp your foot one time. Can play Simon says game too. Point out one finger: index finger. Get one book, give me one crayon/pencil. Draw one circle in the air. b) Activity book pg 56	Justified <input type="checkbox"/>
	<b>Hindi:</b> a) Recap of अरु practice. b) Introduction of akshar अरु	a) Recap of अरु b) Introduction of akshar अरु using flash card, real object and black board, Rd pg 2.	Justified <input type="checkbox"/>
	<b>Urdu:</b> Introduction of huroof ا with objects Basta and Bus, using black board, flash card and books.	a) Introduction of huroof ا with objects Basta and Bus, using black board, flash card and books.	Justified <input type="checkbox"/>
	<b>E.V.S:</b> a) Recap My body. b) Activity book pg.75. c) Recap My body Recap of red colour.	a) Recap My body and match the body parts pg no. 6. b) Activity book pg.75 - colouring. c) Recap My body Recap of red colour.	Justified <input type="checkbox"/>
	<b>Activity:</b> a) Math: Activity of number: 1.	a) Math: Practical learning. Clap one time, Jump one time, stamp your foot one time. Can play simon says game too. Pointing out one finger: index finger. Get one book, give me one crayon/pencil. Draw one circle in the air. Slate work.	Justified <input type="checkbox"/>
<b>Homework:</b> English PB pg 2. (half page).			

**Teacher Assessment:**

Smiley for today's involvement, learning and enjoyment of teacher and students.



With the best knowledge & Imaan, I rate my accomplishment today as



Note: Paste child's full size photograph in the log book on second page. On the first page, write the child's name.

When	What	How	Workdone
Day 12  25 <sup>th</sup> June Tue	<b>Deeniyat:</b> Introduction of Islaami maloomat Q.1 & 2.	Explain about Islaam.	Justified <input type="checkbox"/>
	<b>English:</b> Recap standing line and sleeping line.	Recap standing line and sleeping line. Slate practice. Ice cream stick activities.	Justified <input type="checkbox"/>
	<b>Math:</b> a) Recap Strokes. b) Rd pg 11.	a) Recap Strokes b) Rd pg 11-Trace and write number 1.	Justified <input type="checkbox"/>
	<b>Hindi:</b> Recap of Akshar ॐ - ॐ	Recap of Akshar ॐ - ॐ with two rhyming line, slate practice.	Justified <input type="checkbox"/>
	<b>Urdu:</b> Recap of huroof ہ	a) Recap of huroof ہ	Justified <input type="checkbox"/>
	<b>E.V.S:</b> Recap My body.	Make a log book of each child. Log book: Staple about 10 light colour papers (half the size of A4 paper). (refer note). We will keep pasting in the log book as per the topics.	Justified <input type="checkbox"/>
	<b>Activity: Math:</b> a) Activity of number: 1. b) Activity no 2 - walking on the strokes	Math: Practical learning. Clap one time, Jump one time, stamp your foot one time. Can play Simon says game too. Pointing out one finger: index finger. Get one book, give me one crayon/pencil. Draw one circle in the air. Slate work. b) Act no 2- walking on the strokes (Refer MS kindergarten activity book).	Justified <input type="checkbox"/>
<b>Homework: Math:</b> Rd pg 12			

**Teacher Assessment:**

Smiley for today's involvement, learning and enjoyment of teacher and students.





With the best knowledge & Imaan, I rate my accomplishment today as



When	What	How	Workdone
Day 13  26 <sup>th</sup> June Wed	<b>Deeniyat:</b>	Make the child identify nuqte through flash card.	Justified <input type="checkbox"/>
	<b>English:</b> a) Introduction of Right slanting line.	Introduction of Right slanting line. Outdoor play: sliding on the slide like a slanting line, there we go up to down. Body movement: hand position like a slanting line. Slate practice - strokes.	Justified <input type="checkbox"/>
	<b>Math:</b> Recap number:1. Rd: pg-2.	a) Slate practice - standing and sleeping lines. b) Rd pg 2 - Slanting lines.	Justified <input type="checkbox"/>
	<b>Hindi:</b> Recap of akshar आ b) Rd pg 2.	a) Recap of akshar आ b) Rd pg 2 - Tracing.	Justified <input type="checkbox"/>
	<b>Urdu:</b> a) Recap of huroof پ - ل. b) Trace and write.	a) Recap of huroof پ - ل, b) Trace and write پ. Rd pg 2.	Justified <input type="checkbox"/>
	<b>E.V.S:</b> Introduction of topic: Our food.	a) Introduction through food song -do you like apples... Reader pg: 4 and 5. Can add the food items in the reader. Do you like chapattis, Yes, I like chapattis? Do you like noodles? No, I don't like noodles and so on... I like only healthy food because healthy food makes us strong. b) Paste the picture of child's favorite food in the third page in the log book.	Justified <input type="checkbox"/>
	<b>Rhymes &amp; Stories :</b> a) Recap of rhymes 'Allah knows'. b) Introduction of story 'Allah is the Provider'	a) Recap of rhymes 'Allah knows', rhymes book-pg. 1. b) Introduction of story 'Allah is the Provider' Rd pg no 18.	Justified <input type="checkbox"/>
	<b>Homework: Urdu: Rd pg 2.</b>		

**Teacher Assessment:**

Smiley for today's involvement, learning and enjoyment of teacher and students. 



With the best knowledge & Imaan, I rate my accomplishment today as 

Note: Inform the students to get a red colour object and wear red colour dress for Red Day Celebration.

Note: 27<sup>th</sup> June 2019 - Thursday

Red Day Celebration & Mothers Get together Celebration

Show and tell activity of Red colour object. Talking about red colour fruits (apple, Watermelon, strawberry, pomegranate).

When	What	How	Workdone
Day 14  28 <sup>th</sup> June Fri	<b>Deeniyat:</b> Introduction of huroof-e-tahajji.	Introduce of huroof-e-tahajji ا. ث with tajweed.	Justified <input type="checkbox"/>
	<b>English:</b> a) Recap of conversation Q.1-2. b) Introduction of conversation Q. 3. c) Activity book pg-3.	a) Recap of conversation Q.1-2. b) Introduction of conversation Q. 3. c) Activity book pg-3. (Tracing).	Justified <input type="checkbox"/>
	<b>Math:</b> a) Introduction of number: 2. b) Rd pg no.2.	Practical learning. Clap two times, Jump two times, stamp your foot two times. Can play simon says game too. Pointing out two finger: index finger and middle finger. Get two books, give me two crayons/pencils. Draw two circles in the air. Slate practice. b) Rd pg no.2 - curves.	Justified <input type="checkbox"/>
	<b>Hindi:</b> a) Recap akshar अ - आ अ - आ b) Introduction of akshar इ	a) Recap akshar अ - आ b) Introduction of akshar इ with two rhyming lines.	Justified <input type="checkbox"/>
	<b>Urdu:</b> a) Recap of huroof.	a) Recap of huroof ا. ث. And slate practice.	Justified <input type="checkbox"/>
<b>Homework:</b> Math Rd pg 3.			
<b>Teacher Assessment:</b> Smiley for today's involvement, learning and enjoyment of teacher and students.  With the best knowledge & Imaan, I rate my accomplishment today as  10			

29<sup>th</sup> June 2019 - Saturday

Bonalu Holiday.