



## Day wise plan for the month of June 2019

### Class - PP II - Telangana

When	What	How	Workdone
Day 1 - 2	<b>Deeniyat</b> - Welcoming the toddlers.	Day 1 - Welcome the toddlers and make them comfortable with the new environment of classroom  Greet: "Salaam"  Day 2- Islamic greeting Salaam & Jawaab.	Justified <input type="checkbox"/>
12 <sup>th</sup> & 13 <sup>th</sup> June Wed & Thu	<b>Settling time:</b> Motivate the child to do any of the activities mentioned.	Set up three or four Activity centers. 1. Kids will do the activities along with the parents for first two days. 2. Teacher will interact with parents and child, noting details, making an observation record. A. Block play - some plastic cups, spoons, paper plate and ice cream sticks. B. Crayons - white paper and colour paper. C. Clay - mould, roller - pin. D. fine motor activities - lacing work, pipe cleaner, peg boards (puzzles). E. Plastic toys-fruits, vegetables, vehicles.	Justified <input type="checkbox"/>

**Teacher Assessment:**

Smiley for today's involvement, learning and enjoyment of teacher and students. 

With the best knowledge & Imaan, I rate my accomplishment today as 

Diary note: Give a diary note to the parents (or) tell the parents verbally when they come in the initial days as follows.

**'Dear Parents',**

Kindly share one full size (4x6size) photograph and 2 passport size photographs of your child.

Also share an image /picture of his/her (a) favourite food (b) favourite fruit (c) favourite vegetable (d) favourite game.

The above items will be useful in the topics taught and learnt further.

When	What	How	Workdone
Day 3-4  14 <sup>th</sup> & 15 <sup>th</sup> June Fri & Sat	<b>Deeniyat:</b>	Day 3 How to greet: 'Salaam' and its response 'Walikumassalam wa-rahmatullahi wa-barkatuh'. Day 4 - Make the child repeat the complete salaam and jawaab its importance and correct pronunciation, introduction of ta'wwuz tasmiyah with tajweed.	Justified <input type="checkbox"/>
	<b>Settling time:</b>	Day 3. *Activity corner and get your favourite story book or picture book and share with your peers.  * Pair up children and ask them to introduce themselves to each other. Encourage them to make new friends. * Let children engage in activities such as tearing and crushing paper for small muscle development.  Day 4. *Activity corner and get your favourite toy and play with your friends. (Free play 30min)  *Activity corner and Plan outdoor play, walking on a rope, balancing activity and story time in open area.  * Engage children in activities such as scribbling, tracing & picking the correct number of crayons given in a box. * Discuss with children the importance of following a daily routine.	Justified <input type="checkbox"/>

**Teacher Assessment:**

Smiley for today's involvement, learning and enjoyment of teacher and students.



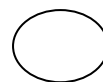
With the best knowledge & Imaan, I rate my accomplishment today as



When	What	How	Work done
Day 5  17 <sup>th</sup> June Mon	<b>Deeniyat:</b> Deeniyat hamd.	Refer rd pg 1. Ask the individually salaam and jawwab.	Justified <input type="checkbox"/>
	<b>English:</b> a) Conversation questions: Introduction Q no - 1 and 2. b) Identification of curves.	a) Intro Conversation questions 1 and 2. Q1. What do you say when you meet someone? Q2. What is your name? d) By using slates and chalks - practice strokes and letters.	Justified <input type="checkbox"/>
	<b>Math:</b> a) Introduction of Oral counting from 1- 10. b) Comparison: Big and Small.	Numbers March Right In Oh, When the numbers march right in, Oh, when the numbers march right in. We will count them one by one, When the numbers march right in. Oh, one-two-three and Four-five-six, And Seven-eight and nine and ten. When we finish all our numbers, We will count them once again. a) Introduction of Oral counting from 1- 10. b) Comparison: Introduction of Big and Small, Rd pg no.1.	Justified <input type="checkbox"/>
	<b>Hindi:</b> Oral Reading of swar akshars.	Oral Reading of swar akshars.	Justified <input type="checkbox"/>
	<b>Urdu:</b> Oral Reading of Huroof-e-tahajji.	Oral Reading of Huroof-e-tahajji.	Justified <input type="checkbox"/>
	<b>E.V.S.:</b> Introduction of the topic "Myself". Informal discussion on the topic "Myself".	By talking to the children about the body parts their functions and importance. Give Me Five - (getting student's attention, Hold up 1 finger as you say each rule. You'll soon find your students reciting these with you. Eyes are watching Ears are listening Mouth is quiet Hands are to myself Hearts are caring	Justified <input type="checkbox"/>
	<b>Activity:</b> Outdoor play.	Activity corner and Plan outdoor play, walking on a rope, balancing activity and story time in open area.	Justified <input type="checkbox"/>
	<b>Settling &amp; Fun Time:</b>	Story Telling and Puppet Show.	
<b>Break time:</b>	Islamic etiquette of eating and practical demo. How To Eat: Wash hands. Eat with your right hand. Say Bismillah before eating How to drink water: Sit down with the glass. Say Bismillah. Drink water in small gulps. Say Alhumdulillah after drinking.	Justified <input type="checkbox"/>	

**Teacher Assessment:**

Smiley for today's involvement, learning and enjoyment of teacher and students.



With the best knowledge & Imaan, I rate my accomplishment today as



When	What	How	Work done
Day 6  18 <sup>th</sup> June Tue	<b>Deeniyat:</b> Recap.	Recap of ta'wwuz and tasmiyah.	Justified <input type="checkbox"/>
	<b>English:</b> a) Introduction of Conversation Q no - 3 and 4. b) Recap of strokes. c) PB pg 1.	a) Introduction of conversation questions 3 and 4. Q3. How are you? Q.4. In which class do you study? b) Recap of strokes. c) PB pg no 1 (half page).	Justified <input type="checkbox"/>
	<b>Math:</b> a) Introduction of shape 'circle'. b) Practical counting 1-10. c) Slate practice 1-10. d) Comparison - 'thick' & 'thin'	a) Introduction of shape 'Circle'. b) Practical counting 1-10 using objects. c) Slate practice 1-10. d) Comparison 'Thick' & 'Thin' Rd pg 2	Justified <input type="checkbox"/>
	<b>Hindi:</b> a) Introduction of सीधी रेखा, खड़ी रेखा, दाईं ओर मुड़ी रेखा b) Identification of swar akshar	a) Introduction of strokes and curves related to hindi letters on slate. सीधी रेखा, खड़ी रेखा, दाईं ओर मुड़ी रेखा Rd Pg.1. b) Identification of swar akshar by picture reading.	Justified <input type="checkbox"/>
	<b>Urdu:</b> Huroof-e-tahajji.	Recap of huroof-e-tahajji Rd, Pg no.1.	Justified <input type="checkbox"/>
	<b>E.V.S.:</b> Recap of the topic "Myself".	a) Make the students practice the sentences about 'Myself' orally. Rd pg 1. b) Let the child do physical exercise by using body parts.	Justified <input type="checkbox"/>
	<b>Activity:</b> Hindi vocabulary play. Recap curves, strokes and lines.	Place a rope / draw curves and lines and let the children walk over it. Hindi vocabulary play U निचे की ओर मुड़ी रेखा, ऊपर की ओर मुड़ी रेखा ∩, शून्य अकार ∘, सीधी रेखा —, कड़ी रेखा  , दाईं तिरछी रेखा /, बाईं तिरछी रेखा \, दाईं ओर मुड़ी रेखा ⊃, बाईं मुड़ी रेखा ⊂.	Justified <input type="checkbox"/>
	<b>Break time</b>	Islamic etiquette of eating and practical demo. How To Eat: Wash hands. Eat with your right hand. Say Bismillah before eating How to drink water: Sit down with the glass. Say Bismillah. Drink water in small gulps. Say Alhumdulillah after drinking.	Justified <input type="checkbox"/>
	<b>Homework:</b> English: pg 1 (P.B) EVS:PB pg no.1(paste your Photograph)		

**Teacher Assessment:**

Smiley for today's involvement, learning and enjoyment of teacher and students.

With the best knowledge & Imaan, I rate my accomplishment today as



When	What	How	Work done
Day 7  19 <sup>th</sup> June Wed	<b>Deeniyat:</b> Introduction of khaana khaane se pehle ki dua.	Make the child repeat the dua with tarjama.	Justified <input type="checkbox"/>
	<b>English:</b> a) Recap of conversation Q/A 3 and 4. b) PB pg 2.	a) Recap of conversation Q. 3 and 4 with correct pronunciation along with the teacher. b) Write strokes pg 2 PB (half page).	Justified <input type="checkbox"/>
	<b>Math:</b> a) Introduction of number 1. b) Comparison: Tall and Short. c) Introduction of oral number 11-20.	a) Introduction of number 1 - identification, counting by value and writing the number, Rd pg 8. b) Introduction of comparison of Tall and Short, Rd pg 3. c) Introduction of oral number 11-20.	Justified <input type="checkbox"/>
	<b>Hindi:</b> a) Introduction of दाई ओर मुड़ी रेखा, बाई और तिरछी रेखा	a) Introduction of strokes & curves related to hindi letters on slates. b) Write Rd pg 2 दाई ओर मुड़ी रेखा, बाई और तिरछी रेखा	Justified <input type="checkbox"/>
	<b>Urdu:</b> a) Intro of Huroof of land پ	a)Intro of Huroof of ا and پ	Justified <input type="checkbox"/>
	<b>E.V.S.:</b> a) Recap of the topic "Myself". b) Introduction of the lesson - 2 'My Body'.	a) Make the children recap the lesson 'Myself' and informal talk about the topic. b) Introduction of the lesson - 2 'My Body' by doing physical exercises and pointing to the related external organs and using flash cards, (Ref: r/d pg no - 2) <b>Note:</b> Allah (swt) has created us with healthy body parts which are very useful in many ways. Always thank Allah (swt). Do PB pg 2 (Draw happy and sad face).	Justified <input type="checkbox"/>
	<b>Rhymes &amp; Stories :</b> Introduction of Rhyme 'As-salaamu-alaikum'	Introduction of Rhyme 'As-salaamu-alaikum' with actions and correct pronunciation.	Justified <input type="checkbox"/>
	<b>Break time:</b>	Islamic etiquette of eating and practical demo. How To Eat: Wash hands. Eat with your right hand. Say Bismillah before eating How to drink water: Sit down with the glass. Say Bismillah. Drink water in small gulps. Say Alhumdulillah after drinking.	Justified <input type="checkbox"/>
<b>Homework:</b> English: pg 2 PB (half page).			

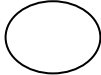

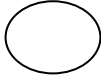
**Teacher Assessment:**

Smiley for today's involvement, learning and enjoyment of teacher and students.



With the best knowledge & Imaan, I rate my accomplishment today as



When	What	How	Work done
Day 8  20 <sup>th</sup> June Thu	<b>Deeniyat:</b> Introduction of Awwal kalima.	Make the children repeat the Awwal kalima with tajweed along with the teacher.	Justified <input type="checkbox"/>
	<b>English:</b> a) Introduction of Conversation practice Q. no - 5-6 (Ref: reader pg - 5-6) b) Practice book pg 3.	a) Introduction of conversation Q.5-6 Q.5 How old are you? Q.6. What is your father's name? b) Make the child repeat word along with spellings. Write small letters middle case PB pg no. 3,4 (half page).	Justified <input type="checkbox"/>
	<b>Math:</b> a) Introduction of number 2. b) Comparison:- Heavy and light. c) Oral counting 1-20.	a) Introduction of number 2 - identification, counting by value and writing the number, Rd pg 8. b) Comparison:- Introduction of concepts heavy and light, through picture demo and by showing different objects, Rd pg 4. b) Oral counting 1-20.	Justified <input type="checkbox"/>
	<b>Hindi:</b> Introduction of नीचे, ऊपर मोड़ी रेखा और शून्य आकर	a) Introduction of strokes and curves related to hindi letters on slates. b) Write Rd pg 3, नीचे, ऊपर मोड़ी रेखा और शून्य आकर	Justified <input type="checkbox"/>
	<b>Urdu:</b> a) Recap پ - ا b) Reader pg 2.	a) Recap پ - ا b) Reader pg 2, trace and write پ - ا	Justified <input type="checkbox"/>
	<b>E.V.S.:</b> Introduction of 'My body'.	Introduction of 'My body', 'All About Me' Refer Rd pg 3, Do PB pg 3. Auditory sense of - sense of listening. Refer activity mentioned.	Justified <input type="checkbox"/>
	<b>Rhymes &amp; Stories:</b> Introduction of Story, 'The Well of Zam Zam'.	Introduction of Story, 'The Well of Zam Zam' through flash cards, puppets and models etc.,	Justified <input type="checkbox"/>
<b>Break time</b>	Islamic etiquette of eating and practical demo.	Justified <input type="checkbox"/>	
Homework: Eng: PB pg no.3-4 (half page) Note: Kindly write a note in student's diary to get fruits on Friday as it is a Fruity Day.			
<b>Teacher Assessment:</b> Smiley for today's involvement, learning and enjoyment of teacher and students.  With the best knowledge & Imaan, I rate my accomplishment today as  			

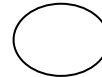
**Note: Follow the break time, eating etiquettes every day.**

**Note: Every Friday will be Fruity day for the whole academic year.**

When	What	How	Work done
Day 9  21 <sup>st</sup> June Fri	<b>Deeniyat:</b> Introduction of surah Faatiha.	Introduction of suratul Faatiha aayat 1 to 3 with tajweed.	Justified <input type="checkbox"/>
	<b>English:</b> a) Recap Conversation Q.5-6. b) Write small letters P.B pg 5 (half page).	a) Recap Conversation Q.5-6. b) Write small letters P.B pg 5 (half page).	Justified <input type="checkbox"/>
	<b>Math:</b> a) Recap 1-2. b) Comparison:- Introduction of Long and Short.	a) Recap 1-2 - practical, slate practice, writing in the air, sand tray practice. b) Comparison:- Introduction of Long and Short, Rd pg 5, through Practical activities. Compare children of the class who are tall and who are short.	Justified <input type="checkbox"/>
	<b>Hindi:</b> a) Introduction of swar akshar अ	a) Introduction of swar akshar अ se achkan, adrak through picture chart, flash card + slate practice, Ref Pg-4.	Justified <input type="checkbox"/>
	<b>Urdu:</b> a) Recap ا - ا b) Reader pg 2.	a) Recap ا - ا b) Reader pg 2, circling and colouring ا - ا	Justified <input type="checkbox"/>
	<b>Break time</b>	Islamic etiquette of eating and practical demo.	Justified <input type="checkbox"/>
<b>Homework:</b> Eng: PB pg 5 (half page)			

**Teacher Assessment:**

Smiley for today's involvement, learning and enjoyment of teacher and students.



With the best knowledge & Imaan, I rate my accomplishment today as



When	What	How	Work done
Day 10  22 <sup>nd</sup> June Sat	<b>Deeniyat:</b> Introduction of Suratul Faatiha	Introduce Suratul Faatiha aayat 4 to 7 with tajweed	Justified <input type="checkbox"/>
	<b>English:</b> a) Conversation practice Q no - 7 (Ref: r/d pg no - 7). b) Spell & read the words from Rd pg no - 5.	a) Recap of Q. 6 and Introduction of Q 7. What is your father's contact number? A. My father's contact number is ____. With correct pronunciation along with the teacher. b) Copy and write the small letter P.B pg 6 & 7 (half page).	Justified <input type="checkbox"/>
	<b>Math:</b> a) Introduction of number 3. b) Comparison:- Introduction of concept More and Less.	a) Introduction of number 3 - identification, counting by value and writing the number, Rd pg 8. b) Comparison:- Introduction of concept More and Less, Rd pg 6. Also through practical demo and by showing different objects. Activity organized game.	Justified <input type="checkbox"/>
	<b>Hindi:</b> a) Recap of swar akshar अ b) Rd pg 4.	a) Recap of swar akshar अ b) Make the children trace and write the askhar अ Rd pg 4 (half page).	Justified <input type="checkbox"/>
	<b>Urdu:</b> a) Introduction of the huroof ت - پ.	Introduction of the huroof ت - پ, through picture chart r/d pg no - 3.	Justified <input type="checkbox"/>
	<b>E.V.S.:</b> Recap of gustatory sense - sense of taste and My body.	Facilitator will mix lemon in one glass of water and sugar in another glass of water. The children will taste both the mixtures. Ask the children which taste they liked and how did they know the taste. Discuss sense of taste how the tongue helps us. All about me Rd pg 2-3.	Justified <input type="checkbox"/>
	<b>Activity and free play:</b> Left and Right concept.	Exercise: Left hand up - Down, left hand straight side- down, stamp left leg. Repeat the same with right.	Justified <input type="checkbox"/>
<b>Homework:</b> Hindi: Pg 4 half page. Eng: PB pg 6-7 (half page).			

### Teacher Assessment:

Smiley for today's involvement, learning and enjoyment of teacher and students.



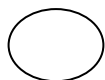
With the best knowledge & Imaan, I rate my accomplishment today as





When	What	How	Work done
Day 11  24 <sup>th</sup> June Mon	<b>Deeniyat:</b> - Recap of suratul Faatiha completely.	Make the child repeat suratul Faatiha aayat 1-7 with correct pronunciation along with the teacher	Justified <input type="checkbox"/>
	<b>English:</b> a) Practice PB pg. 8	a) Copy and write small letter PB pg 8 (half page).	Justified <input type="checkbox"/>
	<b>Math:</b> a) Recap 1-3. b) Comparison:- Introduction of concept, 'Left and Right'.	a) Recap 1-3 - practical, slate practice, writing in the air, sand tray practice. b) Comparison:- Introduction of concept, 'Left and Right', Rd pg 7. Also through practical demo and by showing different objects. Activity organized game.	Justified <input type="checkbox"/>
	<b>Hindi:</b> a) Introduction of swar akshar आ	a) Introduction of swar akshar आ b) Introduction of swar akshar आ se Aam, Aaloo, through picture chart, flash card + slate practice.	Justified <input type="checkbox"/>
	<b>Urdu:</b> Salte Practice.	Slate practice آ - پ	Justified <input type="checkbox"/>
	<b>E.V.S.:</b> a) All about me. b) Sense of touch.	a) All about me Rd pg 4-6. b) Sense of touch - facilitator will get a bottle of chilled water and another bottle of hot water. Children will close their eyes, touch the bottle and tell is it hot or cold. The facilitator will discuss how they knew. That is through their skin/touch they can feel.	Justified <input type="checkbox"/>
<b>Activity:</b> Outdoor games	Outdoor games play bat and ball. Skipping/Hoping.	Justified <input type="checkbox"/>	
<b>Homework:</b> Eng: PB pg 8 (half page).			

### Teacher Assessment:

Smiley for today's involvement, learning and enjoyment of teacher and students. 

With the best knowledge & Imaan, I rate my accomplishment today as



When	What	How	Work done
Day 12  25 <sup>th</sup> June Tue	<b>Deeniyat:</b> a) Deeniyat hamd b) Interaction with the students	a) Refer reader pg. 1 b) Interaction with the students	Justified <input type="checkbox"/>
	<b>English:</b> a) Recap of small letters a-z. b) Recap story 'The well of zam zam' - Q/A.	a) Recap of small letters a-z, PB pg 9-10 (half page). b) Recap story 'The well of zam zam' - Q/A.	Justified <input type="checkbox"/>
	<b>Math:</b> a) Introduction of number 4 & 5. b) Introduction of oral counting 21-30. c) Recap of shape circle	a) Introduction of number 4 & 5 - Identification, counting by value and writing the number, Rd pg 9. b) Introduction of oral counting 21-30. c) Recap of shape circle Note: Allah is one (1). We have two eyes two ears (2). We should drink water in three gulps (3). Say bismillah four times (4).	Justified <input type="checkbox"/>
	<b>Hindi:</b> a) Recap of swar akshar अ , आ b) Rd pg 5. c) Introduction of इ	a) Recap of swar akshar अ, आ b) Make the children trace and write the akshar आ (half page) pg -5. c) Introduction of इ Rd pg. 6	Justified <input type="checkbox"/>
	<b>Urdu:</b> -a) Recap of the huroof ت-پ. b) Reader pg 3.	a) Recap of the huroof ت-پ. b) Reader pg 3 - trace and write ت-پ.	Justified <input type="checkbox"/>
	<b>E.V.S:</b> a) Topic - Introduction of 'Food' b) Revise colour red by displaying different real object from the classroom available resources.	a) Topic - Introduction of 'Food', Rd pg 7. Picture reading and reading the names of food items. b) Revise colour red by displaying different real object from the classroom available resources.	Justified <input type="checkbox"/>
	<b>Activity:</b> Development of auditory skills.	You can use four empty toothpick boxes. Put pulses of different sizes in the boxes and cover them. Box 1 : semolina (rawa or sooji), Box 2: split green gram (moong dal) and Box 3: Bengal gram (chana). Ask your child to shake the containers and place them in order from the loudest (on the right) to the softest (on the left) sound.	Justified <input type="checkbox"/>
<b>Homework:</b> English: Recap letter a-z, PB pg 9 & 10 (half page). Hindi: Rd pg 5.			

### Teacher Assessment:

Smiley for today's involvement, learning and enjoyment of teacher and students.



With the best knowledge & Imaan, I rate my accomplishment today as

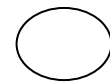


When	What	How	Work done
Day 13  26 <sup>th</sup> June Wed	<b>Deeniyat:</b> Introduction of Huroof-e-tahajji.	Introduce huroof-e-tahajji ح - ا with tajweed.	Justified <input type="checkbox"/>
	<b>English:</b> a) Picture reading - 6.	a) Picture reading - 6, Rd pg 63. b) Copy and write capital letters, PB Pg 11-12 (half page).	Justified <input type="checkbox"/>
	<b>Math:</b> a) Recap, Copy and write number 1-5. b) Introduction of number 6.	a) Recap, Copy and write number 1-5, Practice book 1 (2 times C.W). b) Introduction of number 6 - identification, counting by value and writing the number, Rd pg 9. c) Recap oral counting 1-30.	Justified <input type="checkbox"/>
	<b>Hindi:</b> a) Recap of swar akshar अ - इ - ऋ Rd pg 6.	a) Recap of swar akshar अ - इ - ऋ b) Make the children trace and write the akshar इ (half page) pg 6.	Justified <input type="checkbox"/>
	<b>Urdu:</b> a) Matching and colouring Rd pg-3.	a) Matching and colouring Rd pg-3.	
	<b>E.V.S:</b> Introduction of the lesson 3 'Food'- healthy food.	a) Introduction of the lesson 3 'Food' - healthy food with picture chart real food items. (Ref: Rd pg 7, 8 and 9) b) Spell & read the words. c) EVS PB pg 4.	Justified <input type="checkbox"/>
<b>Rhymes &amp; Stories:</b> Introduction of Rhyme- 'Aeroplane'	Introduction of Rhyme- 'Aeroplane'	Justified <input type="checkbox"/>	
<b>Homework:</b> English: Copy and write capital letters, PB Pg 11-12 (half page). Math: PB pg 1 (2 times).			

### Teacher Assessment:

Smiley for today's involvement, learning and enjoyment of teacher and students.

With the best knowledge & Imaan, I rate my accomplishment today as



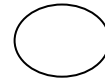
27<sup>th</sup> June 2019 - Thursday

Red Day and Mother's Get Together.

When	What	How	Work done
Day 14  28 <sup>th</sup> June Fri	<b>Deeniyat:</b> Introduction of huroof-e-tahajji	Introduce huroof-e-tahajji ح - ح with tajweed	Justified <input type="checkbox"/>
	<b>English:</b> a) Letters of the alphabet Aa-Oo.	a) Letters of the alphabet Aa-Oo, Rd pg 1-3. b) Copy and write capital letters, PB pg 13 & 14 (full page)	Justified <input type="checkbox"/>
	<b>Math:</b> a) Oral counting 1-30. b) Introduction of numbers 7 & 8.	a) Oral counting of numbers 1-30 b) Introduction of numbers 7 & 8 Identification, counting by value and writing the number, Rd pg 10. Note: 1- There are 7 days in a week. c) Slate practice. d) Identification of numbers 6 and 7, Rd pg 9-10.	Justified <input type="checkbox"/>
	<b>Hindi:</b> a) Recap of the swar akshar 'ई'.	a) Recap of the swar akshar 'अ - इ' b) Introduction of swar akshar 'ई' se Eidgah, Eekh, through picture chart, flash card + slate practice Rd pg 7.	Justified <input type="checkbox"/>
	<b>Urdu:</b> Introduction of the huroof ح. ح. Rd Pg no. 4.	Intro of the huroof ح. ح through picture chart and finger tracing using sand paper pg 4.	Justified <input type="checkbox"/>
<b>Homework:</b> English: Copy and write capital letters, PB pg 15 (full page). Hindi: Rd pg 6 half page.			

### Teacher Assessment:

Smiley for today's involvement, learning and enjoyment of teacher and students.



With the best knowledge & Imaan, I rate my accomplishment today as



Note: 29<sup>th</sup> June 2019 - Saturday

Bonalu Holiday.