

Day wise plan for the month of August 2019

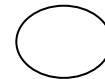
Class - Playgroup - Delhi

When	What	How	Workdone
	Deeniyat: Assignment 7.	Refer Rd pg 26.	Justified <input type="checkbox"/>
Day 50 1 st Aug Thu	English: a) Recap of conversation questions 1-4. b) Recap of concept big x small. c) Recap of letters 'Aa'-'Ee' and intro of letter 'Ff'.	a) Recap of conversation question 1-4. b) Recap of concept big x small. c) Recap of letters 'Aa'-'Ee' and intro of letter 'Ff' with phonic sound and objects, using flash card, black board and flex.	Justified <input type="checkbox"/>
	Math: a) Recap of oral counting 1-5. b) Recap of identification of number 1- 4. c) Recap of practical counting 1-4. d) Recap of shape 'Triangle'.	a) Recap of oral counting 1-5. b) Recap of identification of number 1- 4 using flash card, objects and flex. c) Recap of practical counting 1-4. d) Recap of shape 'Triangle', by showing objects classroom material, blackboard and flex.	Justified <input type="checkbox"/>
	EVS: a) Recap of topic 'Fruits'. b) Recap of colour 'Red, Blue & Green'.	a) Recap of topic 'Fruits' using flash card, black board, flex and conversation questions and talk about healthy habits. b) Recap of colour 'Red, Blue & Green' by showing different objects.	Justified <input type="checkbox"/>
	Break time:	Islamic etiquette of eating and practical demo.	Justified <input type="checkbox"/>
	Activity: Activity 41.	Inserting pipe cleaner in basket holes. Ref (MS kindergarten activity book).	Justified <input type="checkbox"/>
	Freeplay/games: Indoor free play.	Activity 114- Magic letter. Activity 115- Letter threading through pieces of straw. Activity 119- Driving through the letter road. (MS kindergarten activity book).	Justified <input type="checkbox"/>

Teacher Assessment:

Smiley for today's involvement, learning and enjoyment of teacher and students.

With the best knowledge & Imaan, I rate my accomplishment today as

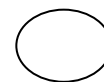


When	What	How	Workdone
Day 51 2 nd Aug Fri	Deeniyat: Introduction of nuqte.	Introduction of nuqte 5 th line pg 3.	Justified <input type="checkbox"/>
	English: a) Recap of conversation questions 1-4. b) Recap of rhyme 'A for Allah'. c) Recap of story 'The Thirsty Crow' d) Recap of letters 'Aa'- 'Ff'.	a) Recap of conversation question 1-4 with correct pronunciation. b) Recap of rhyme 'A for Allah' with action and rhythm. c) Recap of story 'The Thirsty Crow' using models and informal questions. d) Recap of letters 'Aa-Ff' with phonic sound and objects, using flash cards, black board and flex.	Justified <input type="checkbox"/>
	Math: a) Recap of oral counting 1-5. b) Recap of identification of numbers 1- 4. c) Recap of shape 'Triangle'.	a) Recap of oral counting 1-5. b) Recap of identification of numbers 1- 4 using flash card, objects and flex. c) Recap of shape 'Triangle', by showing objects classroom material, blackboard and flex.	Justified <input type="checkbox"/>
	EVS: a) Introduction of topic 'Clothes'.	a) Introduction of topic 'Clothes' by showing real clothes to the students & some sample clothes, informal talk, picture cards, flex and flash cards and through conversation Q/A.	Justified <input type="checkbox"/>
	Break time:	Islamic etiquette of eating and practical demo.	Justified <input type="checkbox"/>
	Rhyme: Vegetable song.	Recite Vegetable song.	

Teacher Assessment:

Smiley for today's involvement, learning and enjoyment of teacher and students.

With the best knowledge & Imaan, I rate my accomplishment today as

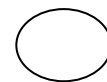


When	What	How	Workdone
Day 52 5 th Aug Mon	Deeniyat: Recap.	Recap of nuqte complete page 3.	Justified <input type="checkbox"/>
	English: a) Recap of conversation questions 1-4. b) Recap of rhyme 'Roses Are Red'. c) Recap of concept big x small. d) Recap of letters 'Aa'- 'Ff' and introduction of letter 'Gg'.	a) Recap of conversation question 1-4 with correct pronunciation. b) Recap of rhyme 'Roses Are Red' with action and rhythm. c) Recap of concept big x small. d) Recap of letters 'Aa-Ff' and introduction of letter 'Gg' with phonic sound and objects, using flash cards, black board and flex.	Justified <input type="checkbox"/>
	Math: a) Recap of oral counting 1-5. b) Recap of identification of numbers 1- 4. c) Recap of practical counting 3-4. d) Recap of shape 'Triangle'.	a) Recap of oral counting 1-5. b) Recap of identification of numbers 1- 4 using flash card, objects and flex. c) Recap of practical counting 3-4. d) Recap of shape 'Triangle', by showing objects classroom material, blackboard and flex.	Justified <input type="checkbox"/>
	EVS: a) Recap of topic 'Clothes'. b) Recap of colour 'Blue'.	a) Recap of topic 'Clothes' by showing real clothes to the students & some sample clothes, informal talk, picture cards, flex and flash cards and through conversation Q/A. b) Recap of colour 'Blue' by showing different objects blue in colour.	Justified <input type="checkbox"/>
	Break time:	Islamic etiquette of eating and practical demo.	Justified <input type="checkbox"/>
	Activity: a) Fun with strokes. b) Walking on rope of storkes.	a) Fun with strokes. Draw strokes on a paper and provide colourful buttons to the students and asks them to arrange the buttons according to the strokes given. b) Place different coloured ropes as storkes. Ask the children to walk over it by saying the storkes loudly.	Justified <input type="checkbox"/>
Rhymes & Stories: Imaginative story.	Imaginative story using picture card and puppets.	Justified <input type="checkbox"/>	

Teacher Assessment:

Smiley for today's involvement, learning and enjoyment of teacher and students.

With the best knowledge & Imaan, I rate my accomplishment today as



When	What	How	Workdone
Day 53 6 th Aug Tue	Deeniyat: Recap.	Recap of child identify nuqte through flash cards.	Justified <input type="checkbox"/>
	English: a) Recap of conversation questions 3-4. b) Recap of story 'The Thirsty crow' c) Recap of concept big x small. d) Recap of letters 'Aa'- 'Gg'. e) Rd book pg 5.	a) Recap of conversation questions 3-4 with correct pronunciation. b) Recap of story 'The Thirsty crow' using models and informal questions. c) Recap of concept big x small. d) Recap of letters 'Aa-Gg' with phonic sound and objects, using flash cards, black board and flex. e) Rd book pg 5 - Match the letter with objects.	Justified <input type="checkbox"/>
	Math: a) Recap of oral counting 1-5. b) Recap of identification of numbers 1- 4. c) Recap of practical counting 3-4. d) Recap of shape 'Triangle'.	a) Recap of oral counting 1-5. b) Recap of identification of numbers 1- 4 using flash card, objects and flex. c) Recap of practical counting 3-4. d) Recap of shape 'Triangle', by showing objects classroom material, blackboard and flex.	Justified <input type="checkbox"/>
	EVS: a) Recap of topic 'Clothes'. b) Recap of colour 'Blue'.	a) Recap of topic 'Clothes' by showing real clothes of the students & some sample clothes, informal talk, picture cards, flex and flash cards and through conversation Q/A. b) Recap of colour 'Blue' by showing different objects bluein colour.	Justified <input type="checkbox"/>
	Break time:	Islamic etiquette of eating and practical demo.	Justified <input type="checkbox"/>
	Activity: What do I feel?	Encourage the children to feel into a bag or box and guess which piece of object you have placed in it! You can show them all first and help them to name them and then see if they can remember based on how they feel. a) Activity 154- Feely bag. (MS kindergarten activity book).	Justified <input type="checkbox"/>
	Freeplay/games: a) Indoor freeplay. b) Pipecleaners inserting.	a) Provide the material in the classroom puzzles, inserting blocks, beads... and allow them to play freely in the class. b) Insert pipecleaners in the old plastic bottles. Refer activity 17- pipecleaners & bottle. (MS kindergarten activity book).	Justified <input type="checkbox"/>

Teacher Assessment:

Smiley for today's involvement, learning and enjoyment of teacher and students.

With the best knowledge & Imaan, I rate my accomplishment today as




When	What	How	Workdone
Day 54 7 th Aug Wed	Deeniyat: Recap.	Recap of child identify nuqte through flash cards.	Justified <input type="checkbox"/>
	English: a) Recap of conversation questions 3-4. b) Recap of story 'The Thirsty Cow' c) Introduction of concept 'open x close'. d) Recap of letters 'Aa'- 'Gg'.	a) Recap of conversation question 3-4 with correct pronunciation. b) Recap of story 'The Thirsty Crow' using models and informal questions. c) Introduction of concept 'open x close' by doing practical demo involving students and showing flex. d) Recap of letters 'Aa-Gg' with phonic sound and objects, using flash cards, black board and flex.	Justified <input type="checkbox"/>
	Math: a) Recap of oral counting 1-5. b) Recap of identification of numbers 1- 4. c) Recap of practical counting 3-4. d) Recap of shape 'Triangle'.	a) Recap of oral counting 1-5. b) Recap of identification of numbers 1- 4 using flash card, objects and flex. c) Recap of practical counting 3-4. d) Recap of shape 'Triangle', by showing objects classroom material, blackboard and flex.	Justified <input type="checkbox"/>
	EVS: a) Recap of topic 'Clothes'. b) Recap of colour 'Green'.	a) Recap of topic 'Clothes' by informal talk, picture cards, flex and flash card and through conversation Q/A. b) Recap of colour 'Green' by showing different objects green in colour.	Justified <input type="checkbox"/>
	Break time:	Islamic etiquette of eating and practical demo.	Justified <input type="checkbox"/>
	Activity: Sand tray practice of letters 'Aa-Gg'.	Sand tray practice of letters 'Aa-Gg'.	Justified <input type="checkbox"/>
	Freeplay: Out door free play.	Take the children out in the open place and allow the child to play freely on slider, tricycle, running race...	Justified <input type="checkbox"/>

Teacher Assessment:

Smiley for today's involvement, learning and enjoyment of teacher and students.

With the best knowledge & Imaan, I rate my accomplishment today as



When	What	How	Workdone
Day 55 8 th Aug Thu	Deeniyat: Assginment 8.	Refer Rd pg 27.	Justified <input type="checkbox"/>
	English: a) Recap of conversation questions 3-4. b) Recap of concept 'open x close'. c) Recap of letters 'Aa'- 'Gg'.	a) Recap of conversation question 3-4 with correct pronunciation. b) Recap of concept 'open x close' by doing practical demo involving students and showing flex. c) Recap of letters 'Aa-Gg' with phonic sound and objects, using flash cards, black board and flex.	Justified <input type="checkbox"/>
	Math: a) Recap of oral counting 1-5. b) Recap of identification of numbers 1- 4. c) Recap of practical counting 3-4. d) Recap of shape 'Triangle'.	a) Recap of oral counting 1-5. b) Recap of identification of numbers 1- 4 using flash card, objects and flex. c) Recap of practical counting 3-4. d) Recap of shape 'Triangle', by showing objects classroom material, blackboard and flex.	Justified <input type="checkbox"/>
	EVS: a) Recap of topic 'Clothes'. b) Recap of colour 'Green'.	a) Recap of topic 'Clothes' by informal talk, picture cards, flex and flash card and through conversation Q/A. b) Recap of colour 'Green' by showing different objects green in colour.	Justified <input type="checkbox"/>
	Break time:	Islamic etiquette of eating and practical demo.	Justified <input type="checkbox"/>
	Activity: a) Old news paper tearing and making paper balls. b) Ball throw and catch.	a) Old news paper tearing and making paper balls - provide the students with old news paper and allow them to tear and make paper balls and aks them to clean their class on their own. b) Ball throw and catch (use the same paper balls).	Justified <input type="checkbox"/>
	Freeplay/games: a) Arranging values. b) Caterpillar pom pom counting.	a) Drawing numbers on the floor and let the children arrange values along with the number and teacher to provide the material (ice-cream sticks, pencils, crayons....) and facilitate. b) Caterpillar pom pom counting: Refer activity 20. (MS kindergarten activity book).	Justified <input type="checkbox"/>

Teacher Assessment:

Smiley for today's involvement, learning and enjoyment of teacher and students.

With the best knowledge & Imaan, I rate my accomplishment today as



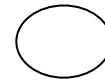
9th August 2019 - Fance Dress Competition
10th - 14th August 2019 - Eid-ul-Adha Holidays
15th August 2019 - Thursday
Independence Day

When	What	How	Workdone
Day 56 16 th Aug Fri	Deeniyat: Recap of tasmiyah.	Make the child repeat tsmiyah along with the teacher.	Justified <input type="checkbox"/>
	English: a) Recap of conversation questions 3-4. b) Recap of concept 'open x close'. c) Recap of letters 'Aa'- 'Gg'.	a) Recap of conversation questions 3-4 with correct pronunciation. b) Recap of concept 'open x close' by doing practical demo involving students and showing flex. c) Recap of letters 'Aa-Gg' with phonic sound and objects, using flash cards, black board and flex.	Justified <input type="checkbox"/>
	Math: a) Recap of oral counting 1-5. b) Recap of identification of numbers 1- 4 and introduction of number 5. c) Recap of practical counting 3-4.	a) Recap of oral counting 1-5. b) Recap of identification of numbers 1- 4 and introduction of number 5 using flash card, objects and flex, Rd pg 6. c) Recap of practical counting 3-4.	Justified <input type="checkbox"/>
	EVS: a) Recap of topic 'Clothes'. b) Recap of colour 'Green'.	a) Recap of topic 'Clothes' by informal talk, picture cards, flex and flash card and through conversation Q/A. b) Recap of colour 'Green' by showing different objects of green colour.	Justified <input type="checkbox"/>
	Break time:	Islamic etiquette of eating and practical demo.	Justified <input type="checkbox"/>
	Story & Rhymes: Recap of story 'The Thirsty crow'	Recap of story 'The Thirsty crow' using models and informal questions.	Justified <input type="checkbox"/>

Teacher Assessment:

Smiley for today's involvement, learning and enjoyment of teacher and students.

With the best knowledge & Imaan, I rate my accomplishment today as



When	What	How	Workdone
Day 57 19 th Aug Mon	Deeniyat: Recap.	Make the child repeat tasmiyah along with the teacher.	Justified <input type="checkbox"/>
	English: a) Recap of conversation questions 3-4. b) Recap of concept 'open x close'. c) Recap of letters 'Aa'- 'Gg'. d) Introduction of rhyme 'A Cat in the Cupboard'.	a) Recap of conversation questions 3-4 with correct pronunciation. b) Recap of concept 'open x close' by doing practical demo involving students and showing flex. c) Recap of letters 'Aa-Gg' with phonic sound and objects, using flash cards, black board and flex. d) Introduction of rhyme 'A Cat in the Cupboard' with physical action and correct pronunciation.	Justified <input type="checkbox"/>
	Math: a) Recap of oral counting 1-5. b) Recap of identification of numbers 1- 5. c) Recap of practical counting 3-4.	a) Recap of oral counting 1-5. b) Recap of identification of numbers 1- 5. c) Recap of practical counting 3-4.	Justified <input type="checkbox"/>
	EVS: a) Recap of topic 'Clothes'. b) Recap of colour 'Green'.	a) Recap of topic 'Clothes' by informal talk, picture cards, flex and flash card and through conversation Q/A. b) Recap of colour 'Green' by showing different objects of green colour.	Justified <input type="checkbox"/>
	Break time:	Islamic etiquette of eating and practical demo.	Justified <input type="checkbox"/>
	Activity: Fine motor skills.	Give your child unbreakable bottles with lids. Ask them to turn the lids in the anti clockwise direction to open and in the clockwise direction to close. Tell your child to open and close taps while washing hands and brushing teeth. a) Open & close bottle caps. (MS activity 149) b) Sorting (MS activity 8) c) Inserting pipe cleaners (MS activity 41). (MS kindergarten activity book).	Justified <input type="checkbox"/>
	Rhymes & Story: Narrate the story 'The lion and the Mouse'	Narrate the story 'The lion and the Mouse' using book, puppets or models and through dramatization.	Justified <input type="checkbox"/>

Teacher Assessment:

Smiley for today's involvement, learning and enjoyment of teacher and students.

With the best knowledge & Imaan, I rate my accomplishment today as



When	What	How	Workdone
Day 58 20 th Aug Tue	Deeniyat: Recap of kalima.	Make the child repeat kalima-e-taiyyibah along with the teacher.	Justified <input type="checkbox"/>
	English: a) Recap of strokes and curves. b) Recap of letters 'Aa'- 'Gg' and introduction of letter 'Hh'. c) Recap of rhyme 'A Cat in the Cupboard'.	a) Recap of strokes and curves - \ / C O. b) Recap of letters 'Aa-Gg' and introduction of letter 'Hh' by showing objects, informal talk and sand paper flash cards of letters and flex with phonic sound. c) Recap of rhyme 'A Cat in the Cupboard' with body action and correct pronunciation.	Justified <input type="checkbox"/>
	Math: a) Recap of oral counting 1-5. b) Recap of identification of numbers 1- 5. c) Recap of practical counting 3-4.	a) Recap of oral counting 1-5. b) Recap of identification of numbers 1- 5. c) Recap of practical counting 3-4.	Justified <input type="checkbox"/>
	EVS: a) Recap of topic 'Clothes'. b) Recap of colour 'Green'.	a) Recap of topic 'Clothes' by informal talk, picture cards, flex and flash card and through conversation Q/A. b) Recap of colour 'Green' by showing different objects green in colour.	Justified <input type="checkbox"/>
	Break time:	Islamic etiquette of eating and practical demo.	Justified <input type="checkbox"/>
	Activity: Letter/number hunt.	Letter/number hunt. Take some sand in a tray hide letters and ask the students to search letters hidden in the sand. Refer: MS activity 129- Letter/number hunt.	Justified <input type="checkbox"/>
	Freeplay/games: Jumping in shape triangle.	Draw a triangle on the floor and ask students to jump from sleeping line to slanting line. Also jump in the triangle, jump out of the triangle jump 1 time, 2 time, 3 time in the triangle.	Justified <input type="checkbox"/>

Teacher Assessment:

Smiley for today's involvement, learning and enjoyment of teacher and students.

With the best knowledge & Imaan, I rate my accomplishment today as




When	What	How	Workdone
Day 59 21 st Aug Wed	Deeniyat: Recap.	Make the child repeat kalima-e-taiyyiabah along with the teacher.	Justified <input type="checkbox"/>
	English: a) Introduction of conversation question no 5. b) Recap of letters 'Aa'-'Hh'. c) Recap of rhyme 'A Cat in the Cupboard'.	a) Introduction of conversation question no 5 with correct pronunciation Q.5. What is your father's name? b) Recap of letters 'Aa-Hh' by showing objects, informal talk and sand paper flash cards of letters and flex with phonic sound. c) Recap of rhyme 'A Cat in the Cupboard' with physical action and correct pronunciation.	Justified <input type="checkbox"/>
	Math: a) Recap of oral counting 1-5. b) Recap of identification of numbers 1-5. c) Recap of practical counting 3-4.	a) Recap of oral counting 1-5. b) Recap of identification of numbers 1-5 using flash card, objects and flex. c) Recap of practical counting 3-4.	Justified <input type="checkbox"/>
	EVS: a) Introduction of topic 'Home Appliances'. b) Recap of colour 'Green'.	a) Introduction of topic 'Home Appliances' by showing models of home appliances to the students, informal talk, pictures cards, flex, black board and flash cards. b) Recap of colour 'Green' by showing different objects green in colour.	Justified <input type="checkbox"/>
	Break time:	Islamic etiquette of eating and practical demo.	Justified <input type="checkbox"/>
	Activity: Crawling race.	Take the children out in the open area, let them have crawling race and distribute chocolate to motivate all the students. Also refer activity 89-crawling under in MS activity book. Instruct your menial staff to clean the floor well and ask the children to crawl under the table/benches/chair.	Justified <input type="checkbox"/>
	Freeplay/games: Clay moulding.	Clay moulding and slate practice.	Justified <input type="checkbox"/>

Teacher Assessment:

Smiley for today's involvement, learning and enjoyment of teacher and students.

With the best knowledge & Imaan, I rate my accomplishment today as



When	What	How	Workdone
Day 60 22 nd Aug Thu	Deeniyat: Assembly time: Deeniyat dua.	Refer Rd pg 1.	Justified <input type="checkbox"/>
	English: a) Recap of conversation question no 5. b) Recap of letters 'Aa'-'Hh'. c) Recap of rhyme 'A Cat in the Cupboard'. d) Introduction of hindi rhyme लाल टमाटर	a) Recap of conversation question no 5 with correct pronunciation. b) Recap of letters 'Aa-Hh' by showing objects, informal talk and sand paper flash cards of letters and flex with phonic sound. c) Recap of rhyme 'A Cat in the Cupboard' with physical action and correct pronunciation. d) Introduction of hindi rhyme लाल टमाटर	Justified <input type="checkbox"/>
	Math: a) Introduction of oral counting 6-10. b) Recap of identification of numbers 1-5. c) Recap of practical counting 3-4.	a) Introduction of oral counting 6-10 by doing actions clapping, hopping etc. b) Recap of identification of numbers 1-5 using flash card, objects and flex. c) Recap of practical counting 3-4.	Justified <input type="checkbox"/>
	EVS: a) Recap of topic 'Home Appliances'. b) Recap of colour 'Green'.	a) Recap of topic 'Home Appliances' by showing models of home appliances to the students, informal talk, pictures cards, flex, black board and flash cards. b) Recap of colour 'Green' by showing different objects green in colour.	Justified <input type="checkbox"/>
	Break time:	Islamic etiquette of eating and practical demo.	Justified <input type="checkbox"/>
	Activity: Deeniyat- Expalin about Jannah.	Deeniyat- Expalin about Jannah.	Justified <input type="checkbox"/>
	Freeplay/games: Outdoor Number/letter/chair	Write/place number cards of the numbers taught till now, on the chairs. Sing a rhyme and when you stop the children have to sit on the chairs will only number 1 flash card, or number 2 flash card so on. Same can be done with letters as well. The children will learn identification of numbers & letters in playway. Refer activity 9.	Justified <input type="checkbox"/>

Teacher Assessment:

Smiley for today's involvement, learning and enjoyment of teacher and students.

With the best knowledge & Imaan, I rate my accomplishment today as

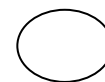


When	What	How	Workdone
Day 61 23 rd Aug Fri	Deeniyat: Recap of Islaami maloomaat.	Make the child repaeat islaami maloomaat Q. 1 & 2.	Justified <input type="checkbox"/>
	English: a) Recap of conversation question no 5. b) Recap of letters 'Aa'-'Hh'. c) Rhyme: Recap of rhymes with action and rhythm.	a) Recap of conversation question no 5 with correct pronunciation. b) Recap of letters 'Aa-Hh' by showing objects, informal talk and sand paper flash cards of letters and flex with phonic sound. c) Recap of rhyme with action and rhythm.	Justified <input type="checkbox"/>
	Math: a) Recap of oral counting 6-10. b) Recap of identification of numbers 1-5. c) Recap of practical counting 3-4.	a) Recap of oral counting 6-10 by doing actions clapping, hopping etc. b) Recap of identification of numbers 1-5 using flash card, objects and flex. c) Recap of practical counting 3-4.	Justified <input type="checkbox"/>
	EVS: a) Recap of topic 'Home Appliances'. b) Recap of colour 'Green'.	a) Recap of topic 'Home Appliances' by showing models of home appliances to the students, informal talk, pictures cards, flex,black board and flash cards. b) Recap of colour 'Green' by showing different objects green in colour.	Justified <input type="checkbox"/>
	Break time:	Islamic etiquette of eating and practical demo.	Justified <input type="checkbox"/>
	Rhymes and Story: Enact the story of 'The lion and the mouse'.	Enact the story of 'The lion and the mouse'.	Justified <input type="checkbox"/>

Teacher Assessment:

Smiley for today's involvement, learning and enjoyment of teacher and students.

With the best knowledge & Imaan, I rate my accomplishment today as 10



24th August 2019 - Saturday


Janmashtami

When	What	How	Workdone
Day 62 26 th Aug Mon	Deeniyat: Recap.	Make the child repeat islaami maloomaat Q.1, individually.	Justified <input type="checkbox"/>
	English: a) Recap of conversation question no 5. b) Recap of letters 'Aa-'Hh'. c) Rhyme: Recap of rhymes with action and rhythm. d) Introduction of strokes.	a) Recap of conversation question no 5 with correct pronunciation. b) Recap of letters 'Aa-Hh' by showing objects, informal talk and sand paper flash cards of letters and flex with phonic sound. c) Recap of rhyme with action and rhythm. d) Introduction of strokes up open curve U.	Justified <input type="checkbox"/>
	Math: a) Recap of oral counting 6-10. b) Recap of identification of numbers 1-5. c) Recap of practical counting 3-4.	a) Recap of oral counting 6-10 by doing actions clapping, hopping etc. b) Recap of identification of numbers 1-5 using flash card, objects and flex. c) Recap of practical counting 3-4.	Justified <input type="checkbox"/>
	EVS: a) Recap of topic 'Home Appliances'. b) Recap of colour 'Green'.	a) Recap of topic 'Home Appliances' by showing models of home appliances to the students, informal talk, picture cards, flex, black board and flash cards. b) Recap of colour 'Green' by showing different objects green in colour.	Justified <input type="checkbox"/>
	Break time:	Islamic etiquette of eating and practical demo.	Justified <input type="checkbox"/>
	Activity: Number/letter/chairs.	Activity 92- Hand and foot jump. (MS kindergarten activity book).	Justified <input type="checkbox"/>
	Rhymes & Stories: Recite the rhyme Scrub the kitchen floor.	Scrub the kitchen floor... scrip scrap Hang the wash to dry... flip flap flip flap Mix the pudding to eat... round & round Eat a piece of cake ... yum yum. Pour ac cup of tea.. splish splash. Hammer on the nail ... bing bang. Rock the baby to sleep... Hmmm Hmmm.... Shhhhh....	Justified <input type="checkbox"/>

Teacher Assessment:

Smiley for today's involvement, learning and enjoyment of teacher and students.

With the best knowledge & Imaan, I rate my accomplishment today as



27th August 2019 - Tuesday


Show and Tell - Competition & Yellow Day

Note: Inform the students to wear Yellow colour dress, get any yellow colour object for the next day's Yellow Day Celebration.

When	What	How	Work done
27 th Aug Tue	Yellow Day Celebration	Teacher to talk about Yellow colour objects, show and tell activity by the students and group activity using Yellow colour.	Justified <input type="checkbox"/>

Teacher Assessment:

Smiley for today's involvement, learning and enjoyment of teacher and students.



With the best knowledge & Imaan, I rate my accomplishment today as



When	What	How	Workdone
Day 63 28 th Aug Wed	Deeniyat: Recap.	Make the child repeat Islaami maloomaat Q.2, individually.	Justified <input type="checkbox"/>
	English: a) Recap of conversation question no 5. b) Recap of letters 'Aa'-'Hh'. c) Rd activity pg 10. d) Recap of strokes.	a) Recap of conversation question no 5 with correct pronunciation. b) Recap of letters 'Aa-Hh' by showing objects, informal talk and sand paper flash cards of letters and flex with phonic sound. c) Rd activity pg 10 - Trace the right slanting line. d) Recap of strokes up open curve U.	Justified <input type="checkbox"/>
	Math: a) Recap of oral counting 6-10. b) Recap of identification of numbers 1-5. c) Recap of practical counting 3-4.	a) Recap of oral counting 6-10 by doing actions clapping, hopping etc. b) Recap of identification of numbers 1-5 using flash cards, objects and flex. c) Recap of practical counting 3-4.	Justified <input type="checkbox"/>
	EVS: a) Recap of topic 'Home Appliances'. b) Introduction of colour 'Yellow'.	a) Recap of topic 'Home Appliances' by showing models of home appliances to the studetns, informal talk, pictures cards, flex,black board and flash cards. b) Introduction of colour 'Yellow' by showing different objects, informal talk and conversation questions.	Justified <input type="checkbox"/>
	Break time:	Islamic etiquette of eating and practical demo.	Justified <input type="checkbox"/>
	Activity: Old newspaper tearing and making paper balls.	Old newspaper tearing and making paper balls - provide the students with old news papers and allow them to tear and make paper balls and ask them to clean their class on their own and sing clean up song while cleaning.	Justified <input type="checkbox"/>
	Freeplay/games: a) Jumping in shape triangle. b) Lacing board to triangle.	a) Draw a triangle on the floor and ask students to jump from sleeping to slanting lines. b) Make a cardboard triangle & punch holes. Provide children lace so that they can insert through the holes. Activity 85: Shapes lacing board. You can make other shapes like circle, square and rectangle lacing board also. (MS kindergarten activity book).	Justified <input type="checkbox"/>

Teacher Assessment:

Smiley for today's involvement, learning and enjoyment of teacher and students.

With the best knowledge & Imaan, I rate my accomplishment today as




When	What	How	Workdone
Day 64 29 th Aug Thu	Deeniyat: Asssmbly time: Deeniyat Dua.	Refer Rd pg 1.	Justified <input type="checkbox"/>
	English: a) Recap of conversation question no 5. b) Recap of strokes. c) Recap of letters 'Aa'-'Hh' and intro of letter 'Ii'.	a) Recap of conversation question no 5 with correct pronunciation. b) Recap of strokes up open curve U. c) Recap of letters 'Aa-Hh' and intro of letter 'Ii' by showing objects, informal talk and sand paper flash cards of letters and flex with phonic sound.	Justified <input type="checkbox"/>
	Math: a) Recap of oral counting 6-10. b) Recap of identification of numbers 1-5. c) Recap of practical counting 3-4.	a) Recap of oral counting 6-10 by doing actions clapping, hopping etc. b) Recap of identification of numbers 1-5 using flash cards, objects and flex. c) Recap of practical counting 3-4.	Justified <input type="checkbox"/>
	EVS: a) Recap of topic 'Home Appliances'. b) Recap of colour 'Yellow'.	a) Recap of topic 'Home Appliances' by showing models of home appliances to the studetns, informal talk, pictures cards, flex,black board and flash cards. b) Recap of colour 'Yellow' by showing different objects, informal talk and conversation questions.	Justified <input type="checkbox"/>
	Break time:	Islamic etiquette of eating and practical demo.	Justified <input type="checkbox"/>
	Activity: a) Activity 82-85. b) Activity 87.	c) Activity 82-85- Shapes lacing board. d) Activity 87- Learning number by lacing. (MS kindergarten activity book).	Justified <input type="checkbox"/>
	Freeplay/games: Oraganized game - Physical activity.	a) Jump, Jump, Jump (children move along to song) We can jump, jump jump We can hop, hop, hop We can clap, clap, clap We can stop, stop, stop, We can stretch up both our arms, We can reach and touch our toes, We can bend our knees a little bit, And sit down slow.	Justified <input type="checkbox"/>

Teacher Assessment:

Smiley for today's involvement, learning and enjoyment of teacher and students.

With the best knowledge & Imaan, I rate my accomplishment today as



When	What	How	Workdone
Day 65 30 th Aug Fri	Deeniyat: Recap of dua.	Make the child khaane se pehle ki dua with tarjama.	Justified <input type="checkbox"/>
	English: a) Recap of conversation question no 5. b) Recap of strokes. c) Recap of letters 'Aa'-'Ii'. d) Rhyme: Recap of rhyme with action and rhythm.	a) Recap of conversation question no 5 with correct pronunciation. b) Recap of strokes up open curve U. c) Recap of letters 'Aa-'Ii' by showing objects, informal talk and sand paper flash cards of letters and flex with phonic sound. d) Recap of rhyme with action and rhythm.	Justified <input type="checkbox"/>
	Math: a) Recap of oral counting 1-10. b) Recap of identification of numbers 1-5. c) Recap of practical counting 1-4.	a) Recap of oral counting 1-10 by doing actions clapping, hopping etc. b) Recap of identification of numbers 1-5 using flash cards, objects and flex. c) Recap of practical counting 1-4.	Justified <input type="checkbox"/>
	EVS: a) Recap of topic 'Home Appliances'. b) Recap of colour 'Yellow'.	a) Recap of topic 'Home Appliances' by showing models of home appliances to the students, informal talk, pictures cards, flex, black board and flash card. b) Recap of colour 'Yellow' by showing different objects, informal talk and conversation question.	Justified <input type="checkbox"/>
	Break time:	Islamic etiquette of eating and practical demo.	Justified <input type="checkbox"/>
	Rhymes & Stories: Recite vegetable rhymes.	Tomatoes and carrots Cabbage and peas Look so yummy All red and green So little children Eat them everyday It make you grow Strong and smart.	Justified <input type="checkbox"/>

Teacher Assessment:

Smiley for today's involvement, learning and enjoyment of teacher and students.

With the best knowledge & Imaan, I rate my accomplishment today as

