

COZY BREATH WITH EF PURIFIER



ACKNOWLEDGEMENT

I thank **Almighty**, for the blessings showered on us in every step of this venture.

I thank my parents for their support.

I would like to express my heartfelt gratitude to the **M.S group of institutions** for its great support on experiment instruments. These instruments had greatly facilitated my project. I would also like to express my profound gratitude to **Mr. Syed Misbah Uddin**, Executive Director of **M.S Group of Institutions** for his constant and valuable suggestions.

I owe a deep depth of gratitude to my Principal **Mrs. Naheed Sultana** for supervision and providing all the resources to complete this work successfully.

I sincerely acknowledge the support, valuable advice and encouragement of **Mrs. Sadiya Samreen** (Science HOD –CARD CELL)

I am indebted to science Department of my school under whose guidance, constant supervision this thesis work entitled **COZY BREATH WITH EF PURIFIER** has been carried out.

LIST OF CONTENTS

S.NO	List of Contents	Page No
1	Introduction	4 – 5
2	Hypothesis	6 – 7
3	Materials required & Method	8 – 10
4	Result	11 – 12
7	Graph	13
8	Conclusion & Bibliography	14

Introduction

Introduction: Exhaust gases are fuel gases is emitted as a result of combustion of fuel such as natural gases Gaseloline, petrol, bio diesel fuel etc.

According to the type of engine it is discharged into the atmosphere through an exhaust pipe. Fuel gas stack are propelling nossil it often disperse downwind in a pattern called exhaust plume.

It is a major component of motor vehicle emission (and from stationary internal combustion engine) which can also include

- Crankcase blow by
- Evaporation of unused gasoline

Motor vehicle emission contribute to air pollution and are a major ingredients in a creation of smug. In some large cities a 2013 study by MIT indicate that 53000 early death occur per year in the United States alone because of vehicle emission. According to another study from the same university traffic fume alone caused the death of 5000 people per year in Delhi.

hypothesis

Observation: Around 53000 death occurs every year due to motor vehicle emission contributing to air pollution, such as smog in some large cities.

Question: How to control smog released from vehicles causing air pollution?

Hypothesis: Controlling the smog by using Hepa filter, Ufpa filter and Converter Tube.

Composition: Nitrogen, Carbon Dioxide, Water vapour, these are non toxic or noxious, Nitrous Oxide, Hydro Carbons, Carbon Monoxide these are toxic substances

Relatively small part of combustion gases is undesirably noxious or toxic. Substance such as Carbon Monoxide from incomplete combustion Hydro carbons from unburned fuel, Nitrogen oxide from excessive combustion. Temperature and particulates matter.

Constants and variables:

- Hepa Filter
- Ulpa Filter
- Glass wool
- Converter Tube
- Aluminium Oxide
- Ceria

MATERIALS REQUIRED

Material required:

- Hepa Filter 100 cm²
- Glasswool
- Ulpa Filter 50 cm²
- Convertor Tube
- Aluminum oxide
- Ceria
- Palladium for oxidation purpose
- Rhodium

Method:

Make exhaust control box of area 600 cm²

The box consists of 3 chambers

First chamber consist of Glass wool which reduces sound pollution and traps dust particles.

Second chamber consist of HEPA (High Efficiency Particulate Air) filter

The Hepa Filter can trap the PM-10 particles which are having diameter < 10 micro meters.

The third chamber consist of ULPA (Ultra Low Particulate Air) Filter

The ULPA filter can trap PM-0.01 particles which are having diameter <0.01 micrometers.

The Soot particles are trapped in HEPA and ULPA filter.



After the third chamber a convertor tube is placed which converts toxic gases into non-toxic gases.

This convertor tube consists of 3 layers.

First layer consists of Aluminum Oxide, Second layer consist of Rhodium and the third layer consists of Palladium.

When the toxic gases are passing through the convertor tube they are reacted with Hydrogen and Oxygen.

Ceria is used as an Oxygen promoter.



Arrangement of filter is in the following manner.

- 1) Monolith Filter
- 2) Glasswool
- 3) HEPA Filter
- 4) ULPA Filter
- 5) Ceria
- 6) Platinum
- 7) Palladium
- 8) Rhodium

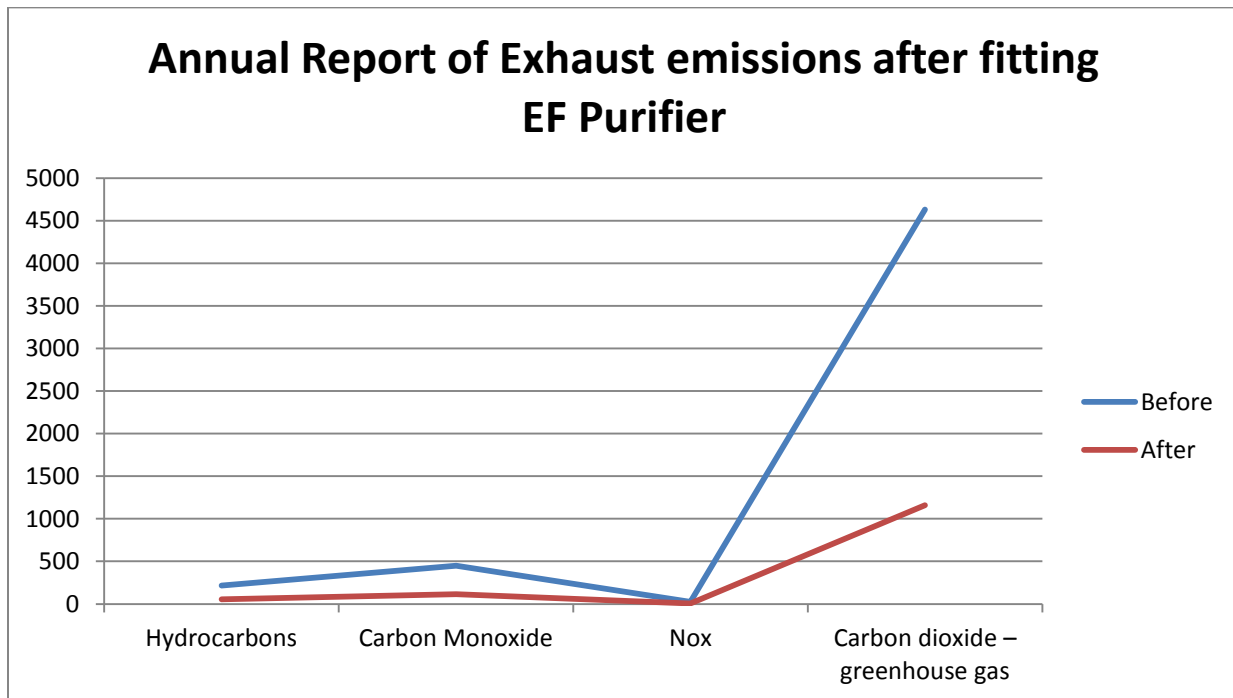
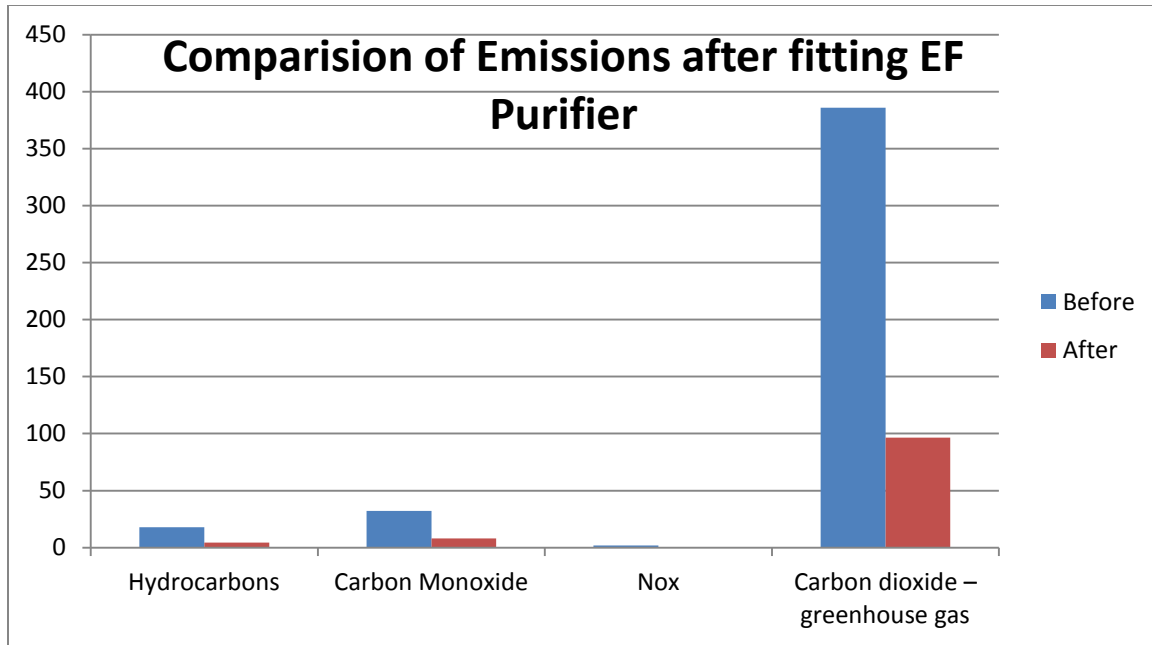
The converter box is placed third of the way from danger where they placed under the vehicle.



Result:

Exhaust emission before fitting of EF Purifier		
Component	Emission Rate	Annual Pollution emitted
Hydrocarbons	18 g/km	216 Kg
Carbon Monoxide	32.08 g/Km	450 Kg
No _x	1.97 g/Km	23.64 Kg
Carbon dioxide – greenhouse gas	386 g/Km	4632 Kg

Exhaust emission after fitting of EF Purifier		
Component	Emission Rate	Annual Pollution emitted
Hydrocarbons	4.5 g/km	54 Kg
Carbon Monoxide	8.02 g/Km	113 Kg
No _x	0.0525 g/Km	5.91 Kg
Carbon dioxide – greenhouse gas	96.5 g/Km	1,158 Kg



Conclusion:

Exhaust emission control was achieved up to 85%.

Bibliography:

www.google.co.in