

Day wise plan for the month of December 2019

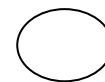
Class - Playgroup - Telangna

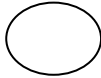

When	What	How	Workdone
Day 86 2 nd Dec Mon	Deeniyat: Make the child identify huroof-e-tahajji ح - ا using flash card.	Make the child identify huroof-e-tahajji ح - ا using flash card.	Justified <input type="checkbox"/>
	English: a) Recap of conversation question no 5-8. b) Introduction of letter 'Nn'. c) Recap of story.	a) Recap of conversation question 5-8 with correct pronunciation. b) Introduction of letter 'Nn' by showing objects, phonic sound, informal talk and sand paper, flash card of letters and flex. c) Recap of story 'The Thirsty Crow' by showing books, puppets, or models and through dramatization.	Justified <input type="checkbox"/>
	Break time:	Islamic etiquette of eating and practical demo.	Justified <input type="checkbox"/>
	Math: a) Recap of numbers 1- 6. b) Recap of oral counting 1-10.	a) Recap of numbers 1-6 with values. b) Recap of oral counting 1-10.	Justified <input type="checkbox"/>
	EVS: a) Recap of topic 'Home Appliances'. b) Recap of colour.	a) Recap of topic 'Home Appliances' by showing models of home appliances to the students, informal talk, picture cards, flex, black bard and flash cards. b) Recap of colour 'Blue, and Green' by showing different objects.	Justified <input type="checkbox"/>
	Activity: Number/letter/chairs.	Activity 92- Hand and foot jump. (MS kindergarten activity book).	Justified <input type="checkbox"/>
	Rhymes: a) Recite rhyme 'Machli jal ki Rani hai'. b) Introduction of rhyme 'Rain Rain'.	a) ' Machli jal ki Rani hai '. 'Machli jal ki Rani hai! Jeevan uska pani hai Hath lagao to darjayegi Bahar nikalo to marjayegi. b) Introduction of rhyme 'Rain Rain'.	Justified <input type="checkbox"/>

Teacher Assessment:

Smiley for today's involvement, learning and enjoyment of teacher and students.

With the best knowledge & Imaan, I rate my accomplishment today as



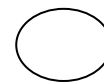
When	What	How	Workdone
Day 87 3 rd Dec Tue	Deeniyat: Assignment 10.	Refer Rd pg 29.	Justified <input type="checkbox"/>
	English: a) Recap of conversation question no 5-8. b) Recap of letter 'Nn'. c) Recap of concept. d) Introduction of the story 'The Rabbit and the Tortoise'.	a) Recap of conversation question 5-8 with correct pronunciation. b) Recap of letter 'Mm-Nn' by showing objects, phonic sound, informal talk and sand paper, flash card of letters and flex. c) Recap of concept 'Big x Small' & 'Open x Close' by doing actions, objects, black board and flex. e) Introduction 'The Rabbit and The Tortoise'.	Justified <input type="checkbox"/>
	Break time:	Islamic etiquette of eating and practical demo.	Justified <input type="checkbox"/>
	Math: a) Recap of numbers 1- 6. b) Recap of oral counting 1-10.	a) Recap of numbers 1-6 with values. b) Recap of oral counting 1-10.	Justified <input type="checkbox"/>
	EVS: a) Recap of topic 'Transport'.	a) Recap of topic 'Transport' by showing models and Q/A + Picture reading.	Justified <input type="checkbox"/>
	Activity: Falsh card matching.	Flash card matching - match number to its value.	Justified <input type="checkbox"/>
	Freeplay/games:	a) Do magic with colours:- Mix red and white colour to make pink. In the same process you will get different variations of pink colour according to the proportions of white and red colour use. Involve the children in it and discuss for there. b) Practice relevant game for sports day.	Justified <input type="checkbox"/>
Teacher Assessment: Smiley for today's involvement, learning and enjoyment of teacher and students. 			
With the best knowledge & Imaan, I rate my accomplishment today as 			

When	What	How	Workdone
Day 88 4 th Dec Wed	Deeniyat: Introduction of paani peene ki sunnat 2.	Introduction of sunnat 2 & explain about it.	Justified <input type="checkbox"/>
	English: a) Recap of conversation question no 5-8 and introduction of Q.9. b) Recap of letter 'Aa-Nn'. c) Introduction of letter 'Oo' d) Recap of the story.	a) Recap of conversation question 5-8 and introduction of Q.9. What is the name of your school? b) Recap of letter 'Aa-Nn' c) Introduction of letter 'Oo' by showing objects, phonic sound, informal talk and sand paper, flash card of letters and flex. d) Recap of the story 'The Rabbit and the Tortoise' using sand tray technique.	Justified <input type="checkbox"/>
	Break time:	Islamic etiquette of eating and practical demo.	Justified <input type="checkbox"/>
	Math: a) Recap of numbers 1- 6. b) Recap of oral counting 11-10 and introduction of number 11-15.	a) Recap of numbers 1-6 with values, practical demo using objects. b) Recap of oral counting 1-10 and introduction of number 11-15.	Justified <input type="checkbox"/>
	EVS: a) Recap of topic 'Transport'. b) Introduction of colour 'Pink'.	a) Recap of topic 'Transport' by showing models and Q/A & Picture reading. b) Introduction of colour 'Pink' by showing different objects. (Flowers), informal talk and conversation question.	Justified <input type="checkbox"/>
	Activity: Pom poms counting & value.	Pom pom counting & value using twizzer or with fingers of pincer grip. (Thumb & pointer finger) Ref: Activity 14. (MS kindergarten activity book).	Justified <input type="checkbox"/>
Freeplay: Arranging values.	Drawing numbers on the floor and let the children arrange values along with the number and teacher to provide the material (ice-cream sticks, pencils, crayons...) and facilitate.	Justified <input type="checkbox"/>	

Teacher Assessment:

Smiley for today's involvement, learning and enjoyment of teacher and students.

With the best knowledge & Imaan, I rate my accomplishment today as



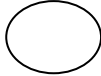

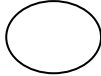
When	What	How	Workdone
Day 89 5 th Dec Thu	Deeniyat: Introduction of huroof-e-tahajji.	Introduction of huroof ء through flash card.	Justified <input type="checkbox"/>
	English: a) Recap of conversation question no 8-9. b) Recap of letter 'Aa-Oo'. c) Introduction of rhyme 'Traffic Lights'.	a) Recap of conversation question 8-9. b) Recap of letter 'Aa-Oo' by showing objects, phonic sound, informal talk and sand paper, flash card of letters and flex. c) Introduction of rhyme 'Traffic Lights'.	Justified <input type="checkbox"/>
	Break time:	Islamic etiquette of eating and practical demo.	Justified <input type="checkbox"/>
	Math: a) Recap of numbers 1- 6 and introduction of number 7. b) Recap of oral counting 10-15. c) Practical counting.	a) Recap of numbers 1-6 and introduction of number 7 with values, practical demo using objects. b) Recap of oral counting 10-15. c) Practical counting up to 7.	Justified <input type="checkbox"/>
	EVS: a) Introduction of topic 'Flowers'. b) Recap of colour 'Pink'.	a) Introduction of topic 'Flowers' by showing real flowers, models, informal talk and conversation questions + Picture reading. b) Recap of colour 'Pink' by showing different objects. (Flowers), informal talk and conversation question.	Justified <input type="checkbox"/>
	Activity: Fun with strokes.	Fun with strokes. Draw strokes on a paper and provide colourful buttons to the students and asks them to arrange the buttons according to the strokes given.	Justified <input type="checkbox"/>
Freeplay/games: a) Organized outdoor game. b) Hop Cotch & number throw.	a) Exercise box: Take a square box and cover it with paper like you would wrap a gift. Then on each side paste on action picture it could be hop, jump backwards, touch your toes, run in place, hop on one foot, jump-ing jacks, etc, involve all the students. b) Hop Cotch & number throw - Draw numbers on the ground 1,2 & 3 when facilitators will tell a specific number, for example 3, the child will throw plate/ball/Frisbee on tha` t specific number. (MS kindergarten activity book- Activity 22).	Justified <input type="checkbox"/>	

Teacher Assessment:

Smiley for today's involvement, learning and enjoyment of teacher and students.

With the best knowledge & Imaan, I rate my accomplishment today as



When	What	How	Workdone
Day 90 6 th Dec Fri	Deeniyat: Recap.	Make the repeat huroof-e-tahajji ا . ت	Justified <input type="checkbox"/>
	English: a) Recap of conversation question no 7-9. b) Recap of letter 'Aa-Oo'. c) Recap of rhyme 'Traffic Lights'. d) Introduction of concept 'Hot x cold'.	a) Recap of conversation question 7-9. b) Recap of letter 'Aa-Oo' by showing objects, phonic sound, informal talk and sand paper, flash card of letters and flex. c) Recap of rhyme 'Traffic Lights' with actions and rhythm. e) Recap of the story 'The Rabbit and the Tortoise' using sand tray technique. d) Introduction of concept 'Hot x cold', using picture, real material, body actions, flex and flash cards.	Justified <input type="checkbox"/>
	Break time:	Islamic etiquette of eating and practical demo.	Justified <input type="checkbox"/>
	Math: a) Recap of numbers 1- 7. b) Recap of shapes.	a) Recap of numbers 1-7 with values, practical demo using objects. b) Recap of shapes 'Circle and Triangle' by showing objects, classroom material and flex.	Justified <input type="checkbox"/>
	EVS: a) Recap of topic 'Flowers'. b) Recap of colour 'Pink'. c) EVS Activity.	a) Recap of topic 'Flowers' by showing real flowers, models, informal talk and conversation questions + Picture reading. b) Recap of colour 'Pink' by showing different objects. (Flowers), informal talk and conversation question. c) EVS Activity- colour the rose flower pink, Rd pg 25.	Justified <input type="checkbox"/>
	Rhymes & Stories: a) Enacting story b) Recap of the story.	a) Enacting story 'Two wise goats'. b) Recap of the story 'The Rabbit and the Tortoise' using sand tray technique.	Justified <input type="checkbox"/>
Teacher Assessment: Smiley for today's involvement, learning and enjoyment of teacher and students. 			
With the best knowledge & Imaan, I rate my accomplishment today as  			

7th December 2019 - Saturday

Tear and Pasting Activity.

When	What	How	Workdone
Day 91 9 th Dec Mon	Deeniyat: Assembly time: Deeniyat Nazm.	Refer Rd pg 16.	Justified <input type="checkbox"/>
	English: a) Recap of conversation question no 7-9. b) Recap of letter 'Aa-Oo'. c) Recap of concept 'Hot x cold'. d) Picture reading, Rd pg 36.	a) Recap of conversation question 7-9. b) Recap of letter 'Aa-Oo' by showing objects, phonic sound, informal talk and sand paper, flash card of letters and flex. c) Recap of concept 'Hot x cold', using picture, real material, body actions, flex and flash cards. d) Picture reading, Rd pg 36 - Encourage the student to identify picture and talk about it.	Justified <input type="checkbox"/>
	Break time:	Islamic etiquette of eating and practical demo.	Justified <input type="checkbox"/>
	Math: a) Recap of numbers 1- 7. b) Recap of shapes. c) Oral counting 1-15.	a) Recap of numbers 1-7 with values, practical demo using objects. b) Recap of shapes 'Circle and Triangle' by showing objects, classroom material and flex. c) Oral counting 1-15.	Justified <input type="checkbox"/>
	EVS: a) Recap of topic 'Flowers'. b) Recap of colour 'Pink'. c) EVS Activity.	a) Recap of topic 'Flowers' by showing real flowers, models, informal talk and conversation questions + Picture reading. b) Recap of colour 'Pink' by showing different objects. (Flowers), informal talk and conversation question. c) EVS Activity- colour the rose flower pink, Rd pg 25.	Justified <input type="checkbox"/>
	Activity:	Other activity is get two bottles, one bottle filled with cold water and one bottle filled with hot water. Blind fold the child, ask him / her to touch the bottle and say which bottle is hot and which is cold.	Justified <input type="checkbox"/>
	Rhymes & Stories: Recite rhyme 'Titly Rani'.	Recite rhyme 'Titly Rani'. Encourage individual recitation by children.	Justified <input type="checkbox"/>

Teacher Assessment:

Smiley for today's involvement, learning and enjoyment of teacher and students.

With the best knowledge & Imaan, I rate my accomplishment today as



When	What	How	Workdone
Day 92 10 th Dec Tue	Deeniyat: Recap of Kalima-e-taiyyibah.	Make the child repeat kalima with correct pronunciation.	Justified <input type="checkbox"/>
	English: a) Recap of conversation question no 7-9. b) Recap of letter 'Aa-Oo'. c) Introduction of letter 'Pp'. d) Recap of rhyme 'Traffic Lights'.	a) Recap of conversation question 7-9. b) Recap of letter 'Aa-Nn'. c) Introduction of letter 'Pp' by showing objects, phonic sound, informal talk and sand paper, flash card of letters and flex. d) Recap of rhyme 'Traffic Lights' with actions and rhythm.	Justified <input type="checkbox"/>
	Break time:	Islamic etiquette of eating and practical demo.	Justified <input type="checkbox"/>
	Math: a) Recap of numbers 1- 7. b) Recap of shapes. c) Oral counting 1-15.	a) Recap of numbers 1-7 with values, practical demo using objects. b) Recap of shapes 'Circle and Triangle' by showing objects, classroom material and flex. c) Oral counting 1-15.	Justified <input type="checkbox"/>
	EVS: a) Recap of topic 'Clothes'. b) Recap of colour 'Pink'.	a) Recap of topic 'Clothes' by showing real clothes to the students & some sample clothes, informal talk, picture cards, flex and flash cards and through conversation Q/A. b) Recap of colour 'Pink' by showing different objects. (Flowers), informal talk and conversation question.	Justified <input type="checkbox"/>
	Activity:	Activity 110-Match the letter to pegs. Activity 107- Letter matching with bottle caps. (MS kindergarten activity book).	Justified <input type="checkbox"/>
	Freeplay: Indoor games.	Provide the material in the class puzzles, inserting block, beads and allow them to play freely in the class.	Justified <input type="checkbox"/>

Teacher Assessment:

Smiley for today's involvement, learning and enjoyment of teacher and students.

With the best knowledge & Imaan, I rate my accomplishment today as

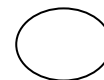


When	What	How	Workdone
Day 93 11 th Dec Wed	Deeniyat: Recap.	Ask individually kalima-e-taiyyibah.	Justified <input type="checkbox"/>
	English: a) Introduction of conversation question no 10. b) Recap of letter 'Aa-Pp'. c) Recap of rhyme 'Traffic Lights'.	a) Introduction of conversation question no 10. b) Recap of letter 'Aa-Pp' by showing objects, phonic sound, informal talk, sand paper, flash card of letters and flex. c) Recap of rhyme 'Traffic Lights' with actions and rhythm.	Justified <input type="checkbox"/>
	Break time:	Islamic etiquette of eating and practical demo.	Justified <input type="checkbox"/>
	Math: a) Introduction of number 8. b) Recap of shapes. c) Oral counting 1-15.	a) Introduction of number 8 with values, practical demo using objects. b) Recap of shapes 'Circle and Triangle' by showing objects, classroom material and flex. c) Oral counting 1-15.	Justified <input type="checkbox"/>
	EVS: a) Recap of topic 'Clothes'. b) Recap of colour 'Pink'.	a) Recap of topic 'Clothes' by showing real clothes to the students & some sample clothes, informal talk, picture cards, flex and flash cards and through conversation Q/A. (Flowers), informal talk and conversation question.	Justified <input type="checkbox"/>
	Activity: Train activity.	Make the children stand in the straight line and recite the rhyme and by moving around in the class (chain of train).	Justified <input type="checkbox"/>
	Freeplay/games: Out door free play.	Take the children out in the open place and allow the child to play freely on slider, Triangle, running race.	Justified <input type="checkbox"/>

Teacher Assessment:

Smiley for today's involvement, learning and enjoyment of teacher and students.

With the best knowledge & Imaan, I rate my accomplishment today as



12th December 2109 - Thursday


3rd Field Trip.

When	What	How	Workdone
Day 94 13 th Dec Fri	Deeniyat: Introduction of tarjma of kalima-e-tayyibah.	Make the child repeat kalima with tarjama along with the teacher.	Justified <input type="checkbox"/>
	English: a) Recap of conversation question no 1-10. b) Recap of letter 'Aa-Pp'. c) Introduction of rhyme 'The Moon'.	a) Recap of conversation question no 1-10. b) Recap of letter 'Aa-Pp' by showing objects, phonic sound, informal talk and sand paper, flash card of letters and flex. c) Introduction of rhyme 'The Moon' with actions and rhythm.	Justified <input type="checkbox"/>
	Break time:	Islamic etiquette of eating and practical demo.	Justified <input type="checkbox"/>
	Math: a) Recap of number 1-8. b) Recap of shapes. c) Oral counting 1-15.	a) Recap of number 1-8 with values, practical demo using objects. b) Recap of shapes 'Circle and Triangle' by showing objects, classroom material and flex. c) Oral counting 1-15.	Justified <input type="checkbox"/>
	EVS: a) Recap of topic 'Clothes'. b) Recap of colour 'Pink'.	a) Recap of topic 'Clothes' by showing real clothes to the students & some sample clothes, informal talk, picture cards, flex, flash cards, through conversation Q/A. (Flowers), informal talk and conversation question.	Justified <input type="checkbox"/>
	Rhymes & Stories: Individual recitation of Hindi rhymes practice.	Individual recitation of Hindi rhymes practice.	Justified <input type="checkbox"/>

Teacher Assessment:

Smiley for today's involvement, learning and enjoyment of teacher and students.

With the best knowledge & Imaan, I rate my accomplishment today as

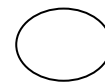


When	What	How	Workdone
Day 95 16 th Dec Mon	Deeniyat: Recap.	Make the child repeat kalima with tarjama.	Justified <input type="checkbox"/>
	English: a) Recap of conversation question no 1-10. b) Recap of letter 'Aa-Pp'. c) Recap of rhyme 'The Moon'.	a) Recap of conversation question no 1-10. b) Recap of letter 'Aa-Pp' by showing objects, phonic sound, informal talk, sand paper, flash card of letters and flex. c) Recap of rhyme 'The Moon' with actions and rhythm.	Justified <input type="checkbox"/>
	Break time:	Islamic etiquette of eating and practical demo.	Justified <input type="checkbox"/>
	Math: a) Recap of number 1-8 b) Recap of shapes. c) Oral counting 1-15.	a) Recap of number 1-8 with values & practical demo using objects. b) Recap of shapes 'Circle and Triangle' by showing objects, classroom material and flex. c) Oral counting 1-15.	Justified <input type="checkbox"/>
	EVS: a) Recap of topic 'Clothes'. b) Recap of colour 'Pink'.	a) Recap of topic 'Clothes' by showing real clothes to the students & some sample clothes, informal talk, picture cards, flex, flash cards, through conversation Q/A. (Flowers), informal talk and conversation question.	Justified <input type="checkbox"/>
	Activity: Matching flash cards letters with the picture.	Matching flash cards letters with the picture - Spread all the flash cards on the floor and ask the student to match letter and picture cards. For example match letter 'Aa' with picture card of 'Apple'.	Justified <input type="checkbox"/>
	Rhymes & Stories: Recap of rhyme 'Rain Rain'.	Recap of rhyme 'Rain Rain' with actions and rhythm.	Justified <input type="checkbox"/>

Teacher Assessment:

Smiley for today's involvement, learning and enjoyment of teacher and students.

With the best knowledge & Imaan, I rate my accomplishment today as

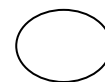


When	What	How	Workdone
Day 96 17 th Dec Tue	Deeniyat: Introduction of Islaami maloomaat.	Introduction of Islaami maloomaat Q.4 & explain about it.	Justified <input type="checkbox"/>
	English: a) Recap of conversation question no 1-10. b) Recap of letter 'Aa-Pp'. c) Recap of concept Hot x cold.	a) Recap of conversation question no 1-10. b) Recap of letter 'Aa-Pp' by showing objects, phonic sound, informal talk and sand paper, flash card of letters and flex. c) Recap of concept Hot x cold, using picture, real material, body actions, flex and flash cards.	Justified <input type="checkbox"/>
	Break time:	Islamic etiquette of eating and practical demo.	Justified <input type="checkbox"/>
	Math: a) Recap of number 1-8 b) Recap of shapes. c) Oral counting 1-15.	a) Recap of number 1-8 with values & practical demo using objects. b) Recap of shapes 'Circle and Triangle' by showing objects, classroom material and flex. c) Oral counting 1-15.	Justified <input type="checkbox"/>
	EVS: a) Recap of topic 'Clothes'. b) Recap of colour 'Pink'.	a) Recap of topic 'Clothes' by showing real clothes to the students & some sample clothes, informal talk, picture cards, flex and flash cards and through conversation Q/A. (Flowers), informal talk and conversation question.	Justified <input type="checkbox"/>
	Activity:	a) Activity 104- Peeling peas /beans. b) Activity 47- Tweezer fine motor activity-Feed the elephant.	Justified <input type="checkbox"/>
	Freeplay/games: Organized game.	B is for ball. While is circle, toss a ball to a child. When the child catches the ball, he says a word that starts with B. Child tosses/rolls ball to another child who says a word that starts with B. You can encourage them to say, "B is for ball, bat and..." each time it is their turn.	Justified <input type="checkbox"/>

Teacher Assessment:

Smiley for today's involvement, learning and enjoyment of teacher and students.

With the best knowledge & Imaan, I rate my accomplishment today as

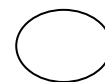


When	What	How	Workdone
Day 97 18 th Dec Wed	Deeniyat: Recap.	Recap of Islaami maloomaat Q. 1 to 4.	Justified <input type="checkbox"/>
	English: a) Recap of conversation question no 1-10. b) Recap of letter 'Aa-Pp'. c) Recap of concept Hot x cold. d) Picture talk, Rhymes & stories, pg 24.	a) Recap of conversation question 1-10. b) Recap of letter 'Aa-Pp' by showing objects, phonic sound, informal talk and sand paper, flash card of letters and flex. c) Recap of concept Hot x cold, using picture, real material, body actions, flex and flash cards. d) Encourage the students to make short sentences and speak about the things they see in the picture.	Justified <input type="checkbox"/>
	Break time:	Islamic etiquette of eating and practical demo.	Justified <input type="checkbox"/>
	Math: a) Recap of numbers 1- 8. b) Recap of shapes. c) Oral counting 1-15.	a) Recap of numbers 1-8 with values, practical demo using objects. b) Recap of shapes 'Circle and Triangle' by showing objects, classroom material and flex. c) Oral counting 1-15.	Justified <input type="checkbox"/>
	EVS: a) Recap of topic 'Transport'. b) Recap of colour 'Red, Green & Yellow'.	a) Recap of topic 'Transport', informal talk, picture cards, flex and flash cards and through conversation Q/A. b) Recap of colour 'Red, Green & Yellow' by showing different objects. (Flowers), informal talk and conversation question.	Justified <input type="checkbox"/>
	Activity: Hide & Seek.	Place a few objects on a tray ask your child to observe them hide one or two of them. Ask them which object is missing.	Justified <input type="checkbox"/>
	Freeplay:	Let the children have fun with physical exercise by moving hands and legs. Practice 'Brain gym' exercises a) Touching your left arm with you right leg and right arm with your left leg. b) Balancing on one leg. c) Finger play games. You can even sing finger play rhymes.	Justified <input type="checkbox"/>

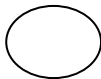

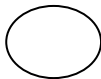
Teacher Assessment:

Smiley for today's involvement, learning and enjoyment of teacher and students.

With the best knowledge & Imaan, I rate my accomplishment today as



When	What	How	Workdone
Day 98 19 th Dec Thu	Deeniyat: Assembly time: Deeniyat Nazm.	Refer Rd pg 16.	Justified <input type="checkbox"/>
	English: a) Recap of conversation question no 1-10. b) Recap of letter 'Aa-Pp'. c) Introduction of letter 'Qq' d) Recap of concept Hot x cold.	a) Recap of conversation question 1-10. b) Recap of letter 'Aa-Pp'. c) Introduction of letter 'Qq' by showing objects, phonic sound, informal talk and sand paper, flash card of letters and flex. d) Recap of concept Hot x cold, using picture, real material, body actions, flex and flash cards.	Justified <input type="checkbox"/>
	Break time:	Islamic etiquette of eating and practical demo.	Justified <input type="checkbox"/>
	Math: a) Recap of numbers 1-8. b) Recap of shapes. c) Oral counting 1-15.	a) Recap of numbers 1-8 with values, practical demo using objects. b) Recap of shapes 'Circle and Triangle' by showing objects, classroom material and flex. c) Oral counting 1-15.	Justified <input type="checkbox"/>
	EVS: a) Recap of topic 'Transport'. b) Recap of colour 'Red, Green & Yellow'.	a) Recap of topic 'Transport', informal talk, picture cards, flex and flash cards and through conversation Q/A. b) Recap of colour 'Red, Green & Yellow' by showing different objects. (Flowers), informal talk and conversation question.	Justified <input type="checkbox"/>
	Activity: What do I feel?	Encourage the children to feel into a bag or box and guess which piece of object you have placed in it! You can show them all first and help them to name them and then see if they can remember based on how they feel.	Justified <input type="checkbox"/>
	Freeplay/games: Outdoor games.	Take the children out in the open area and have some organized games - Running, Jumping, Hopping...	Justified <input type="checkbox"/>
Teacher Assessment: Smiley for today's involvement, learning and enjoyment of teacher and students.			
With the best knowledge & Imaan, I rate my accomplishment today as <input type="checkbox"/> 10 <input type="checkbox"/>			

When	What	How	Workdone
Day 99 20 th Dec Fri	Deeniyat: Introduction of huroof-e-tahajji.	Introduction of huroof ا through flash card.	Justified <input type="checkbox"/>
	English: a) Recap of conversation question no 1-10. b) Recap of letter 'Aa-Qq'. c) Recap of concept Hot x cold.	a) Recap of conversation question 1-10. b) Recap of letter 'Aa-Qq' by showing objects, phonic sound, informal talk and sand paper, flash card of letters and flex. d) Recap of concept Hot x cold, using picture, real material, body actions, flex and flash cards.	Justified <input type="checkbox"/>
	Break time:	Islamic etiquette of eating and practical demo.	Justified <input type="checkbox"/>
	Math: a) Recap of numbers 1-8. b) Recap of shapes. c) Oral counting 1-15.	a) Recap of numbers 1-8 with values, practical demo using objects. b) Recap of shapes 'Circle and Triangle' by showing objects, classroom material and flex. c) Oral counting 1-15.	Justified <input type="checkbox"/>
	EVS: a) Introduction of topic 'Domestic Animals'. b) Recap of colour 'Red, Green & Yellow'.	a) Introduction of topic 'Domestic Animals', informal talk, picture cards, flex and flash cards and through conversation Q/A. b) Recap of colour 'Red, Green & Yellow' by showing different objects. (Flowers), informal talk and conversation question.	Justified <input type="checkbox"/>
	Rhymes & Storeis: Recite Hindi rhyme 'Ghar'.	'Ghar' Sundar pyara mera ghar Sabse niyara mera ghar Sardi, garmi varsha se Kabhi nahi hara mera ghar Miljhul kar hum rehte hai Kabhi nahi jhagadte hai Swarg se sundar mera ghar Phir kyu jana idhar udhar.	Justified <input type="checkbox"/>
Teacher Assessment: Smiley for today's involvement, learning and enjoyment of teacher and students. 			
With the best knowledge & Imaan, I rate my accomplishment today as  			

21st December 2019 - Saturday

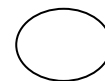
Inter School Story Telling Competition.

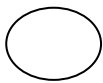

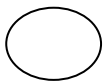
When	What	How	Workdone
Day 100 23 rd Dec Mon	Deeniyat: Recap.	Make the child repeat huroof-e-tahajji ا. ث. ج.	Justified <input type="checkbox"/>
	English: a) Recap of conversation question no 1-10. b) Recap of letter 'Aa-Qq'. c) Recap of concept Hot x cold. d) Introduction of rhyme.	a) Recap of conversation question 1-10. b) Recap of letter 'Aa-Qq' by showing objects, phonic sound, informal talk and sand paper, flash card of letters and flex. d) Recap of concept 'Hot x cold', using picture, real material, flex and flash cards. d) Introduction of rhyme 'Animal sounds' with action and rhythm.	Justified <input type="checkbox"/>
	Break time:	Islamic etiquette of eating and practical demo.	Justified <input type="checkbox"/>
	Math: a) Introduction of number 9. b) Recap of shapes. c) Oral counting 1-15.	a) Introduction of number 9 with values, practical demo using objects. b) Recap of shapes 'Circle and Triangle' by showing objects, classroom material and flex. c) Oral counting 1-15.	Justified <input type="checkbox"/>
	EVS: a) Recap of topic 'Domestic Animals'. b) Recap of colour 'Red, Green & Yellow'.	a) Recap of topic 'Domestic Animals', informal talk, picture cards, flex, flash cards, through conversation Q/A. b) Recap of colour 'Red, Green & Yellow' by showing different objects. (Flowers), informal talk and conversation question.	Justified <input type="checkbox"/>
	Activity:	Give your child unbreakable bottles with lids. Ask them to turn the lids in the anti-clock wise direction to open and in the clockwise direction to close. Tell your child to open & close taps while washing hand or brushing teeth.	Justified <input type="checkbox"/>
	Rhymes & Stories: Recap story 'The Thirsty Crow'.	Recap story 'The Thirsty Crow' using models, puppets. Encourage children to tell the story individually.	Justified <input type="checkbox"/>

Teacher Assessment:




Smiley for today's involvement, learning and enjoyment of teacher and students.

With the best knowledge & Imaan, I rate my accomplishment today as



When	What	How	Workdone
Day 101 24 th Dec Tue	Deeniyat: Recap.	Make the child identify huroof-e-tahajji ا. ا. ث using flash cards.	Justified <input type="checkbox"/>
	English: a) Recap of conversation question no 1-10. b) Recap of letter 'Aa-Qq'. c) Recap of concept Hot x cold. d) Recap of rhyme.	a) Recap of conversation question 1-10. b) Recap of letter 'Aa-Qq' by showing objects, phonic sound, informal talk and sand paper, flash card of letters and flex. d) Recap of concept Hot x cold, using picture, real material, body actions, flex and flash cards. d) Recap of rhyme 'Animal sounds' with action and rhythm.	Justified <input type="checkbox"/>
	Break time:	Islamic etiquette of eating and practical demo.	Justified <input type="checkbox"/>
	Math: a) Recap of number 1-9. b) Recap of shapes. c) Introduction of Oral counting 16-20.	a) Recap of number 1-9 with values, practical demo using objects. b) Recap of shapes 'Circle and Triangle' by showing objects, classroom material and flex. c) Introduction of Oral counting 16-20.	Justified <input type="checkbox"/>
	EVS: a) Recap of topic 'Domestic Animals'. b) Recap of colour 'Red, Green & Yellow'.	a) Recap of topic 'Domestic Animals', informal talk, picture cards, flex and flash cards and through conversation Q/A. b) Recap of colour 'Red, Green & Yellow' by showing different objects. (Flowers), informal talk and conversation question.	Justified <input type="checkbox"/>
	Activity:	a) Sorting Balls of (colours Green and Blue) give colourful balls to the children and allow them to separate balls according to colours. b) Activity 79- Button sorting cups. Activity 77- Colour sorting in bottles. (MS kindergarten activity book)	Justified <input type="checkbox"/>
Rhymes: Little Bird	Little bird, little bird, Fly around. Up to the ground. Little bird, little bird Flap your wings Open your beaks. And sweetly sing. Little bird, little bird. Fly to your nest. Now it is time to take rest.	Justified <input type="checkbox"/>	
Teacher Assessment: Smiley for today's involvement, learning and enjoyment of teacher and students. 			
With the best knowledge & Imaan, I rate my accomplishment today as  			

25th December 2019 - Wednesday
Chirstmas Holiday.
26th December 2019 - Thursday
Boxing Day.

When	What	How	Workdone
Day 102 27 th Dec Fri	Deeniyat: Assignment 11.	Refer Rd pg 30.	Justified <input type="checkbox"/>
	English: a) Recap of conversation question no 1-10. b) Introduction of letter 'Rr' c) Recap of concept 'Open x Close' and 'Big x Small'. d) Recap of rhyme.	a) Recap of conversation question 1-10. b) Introduction of letter 'Rr' by showing objects, phonic sound, informal talk and sand paper, flash card of letters and flex. d) Recap of concept 'Open x Close' and 'Big x Small', using picture, real material, body actions, flex and flash cards. d) Recap of rhyme 'Animal sounds' with action and rhythm.	Justified <input type="checkbox"/>
	Break time:	Islamic etiquette of eating and practical demo.	Justified <input type="checkbox"/>
	Math: a) Recap of number 1-9. b) Recap of shapes. c) Recap of Oral counting 16-20.	a) Recap of number 1-9 with values, practical demo using objects. b) Recap of shapes 'Triangle & Square' by showing objects, classroom material and flex. c) Recap of Oral counting 16-20.	Justified <input type="checkbox"/>
	EVS: a) Recap of topic 'Domestic Animals'. b) Recap of colour 'Red, Green & Yellow'.	a) Recap of topic 'Domestic Animals', informal talk, picture cards, flex and flash cards and through conversation Q/A. b) Recap of colour 'Red, Green & Yellow' by showing different objects. (Flowers), informal talk and conversation question.	Justified <input type="checkbox"/>
	Rhymes & Stories: Recitation of rhymes.	Recitation of rhymes 'Traffic Lights' & 'The Moon'.	Justified <input type="checkbox"/>
Teacher Assessment: Smiley for today's involvement, learning and enjoyment of teacher and students. 			
With the best knowledge & Imaan, I rate my accomplishment today as  			

28th December 2019 - Saturday


Orange Day Celebration

When	What	How	Workdone
Day 103 30 th Dec Mon	Deeniyat: Recap.	Recap of paani peene ki sunnat 1 & 2.	Justified <input type="checkbox"/>
	English: a) Introduction of conversation question no 11. b) Recap of letter 'Aa-Rr' c) Recap of concept 'Open x Close' and 'Big x Small'. d) Recap of rhyme.	a) Introduction of conversation question no 11. b) Recap of letter 'Aa-Rr' by showing objects, phonic sound, informal talk and sand paper, flash card of letters and flex. d) Recap of concept 'Open x Close' and 'Big x Small', using picture, real material, body actions, flex and flash cards. d) Recap of rhyme 'Animal sounds' with action and rhythm.	Justified <input type="checkbox"/>
	Break time:	Islamic etiquette of eating and practical demo.	Justified <input type="checkbox"/>
	Math: a) Recap of number 1-9. b) Recap of shapes. c) Recap of Oral counting 16-20.	a) Recap of number 1-9 with values, practical demo using objects. b) Recap of shapes 'Triangle & Square' by showing objects, classroom material and flex. c) Recap of Oral counting 16-20.	Justified <input type="checkbox"/>
	EVS: a) Recap of topic 'Home Appliances'. b) Recap of colour 'Red, Green & Yellow'.	a) Recap of topic 'Home Appliances', informal talk, picture cards, flex and flash cards and through conversation Q/A. b) Recap of colour 'Red, Green & Yellow' by showing different objects. (Flowers), informal talk and conversation question.	Justified <input type="checkbox"/>
	Activity:	a) Flash card matching- match number to its value. b) Activity 51- Reel number Tower. c) Activity 54- Random number matching with bottle caps. (MS kindergarten activity book)	Justified <input type="checkbox"/>
	Freeplay/games: Out door freeplay	Take the children out in the open area and allow the child to play freely on slider, tricycle, running race.... Also play with bat and ball.	Justified <input type="checkbox"/>

Teacher Assessment:

Smiley for today's involvement, learning and enjoyment of teacher and students.

With the best knowledge & Imaan, I rate my accomplishment today as



When	What	How	Workdone
Day 104 31 st Dec Tue	Deeniyat: Recap.	Recap of paani peene ki sunnat 1 & 2.	Justified <input type="checkbox"/>
	English: a) Recap of conversation question no 11. b) Recap of letter 'Aa-Rr' c) Recap of rhyme.	a) Recap of conversation question no 11. b) Recap of letter 'Aa-Rr' by showing objects, phonic sound, informal talk and sand paper, flash card of letters and flex. c) Recap of rhyme 'Animal sounds' with action and rhythm.	Justified <input type="checkbox"/>
	Break time:	Islamic etiquette of eating and practical demo.	Justified <input type="checkbox"/>
	Math: a) Recap of number 1-9. b) Recap of shapes. c) Recap of Oral counting 16-20.	a) Recap of number 1-9 with values, practical demo using objects. b) Recap of shapes 'Triangle & Square' by showing objects, classroom material and flex. c) Recap of Oral counting 16-20.	Justified <input type="checkbox"/>
	EVS: a) Recap of topic 'Home Appliances'. b) Recap of colour 'Red, Green & Yellow'.	a) Recap of topic 'Home Appliances', informal talk, picture cards, flex and flash cards and through conversation Q/A. b) Recap of colour 'Red, Green & Yellow' by showing different objects. (Flowers), informal talk and conversation question.	Justified <input type="checkbox"/>
	Activity: Fine Motor skills.	a) Punch hole in chart paper/cards and give the child a lace to take in and out of the punched hole.	Justified <input type="checkbox"/>
	Freeplay/games:	a) Write numbers on the floor 1-6 and make the children follow teacher's instructions like go to number one, sit in numbers six, etc. b) Activity 21 & 22 - Number Hopscotch jump and Number Hopscotch throw. (MS kindergarten activity book).	Justified <input type="checkbox"/>

Teacher Assessment:

Smiley for today's involvement, learning and enjoyment of teacher and students.

With the best knowledge & Imaan, I rate my accomplishment today as

