



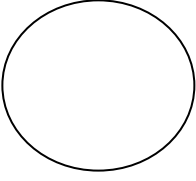
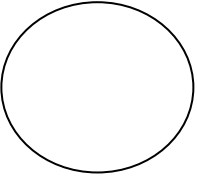

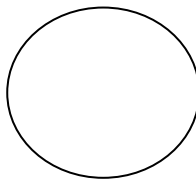
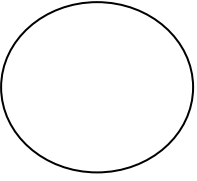
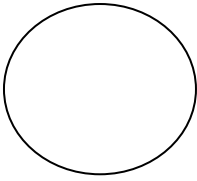
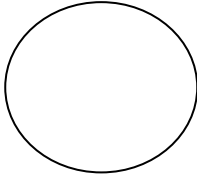
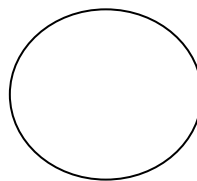
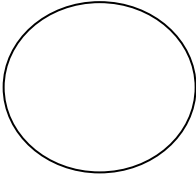
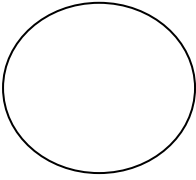

# **Class - 3**

## **Holiday Home Work**



























<i><b>INDEX</b></i>		
<b>S. No.</b>	<b>Subject</b>	<b>Page</b>
<b>1</b>	<b>Hindi</b>	<b>1 - 7</b>
<b>2</b>	<b>Urdu</b>	<b>8 - 9</b>
<b>3</b>	<b>Telugu</b>	<b>10 - 11</b>
<b>4</b>	<b>English</b>	<b>12 - 15</b>
<b>5</b>	<b>Math</b>	<b>16 - 23</b>
<b>6</b>	<b>Science</b>	<b>24 - 28</b>
<b>7</b>	<b>Social Studies</b>	<b>39 - 33</b>



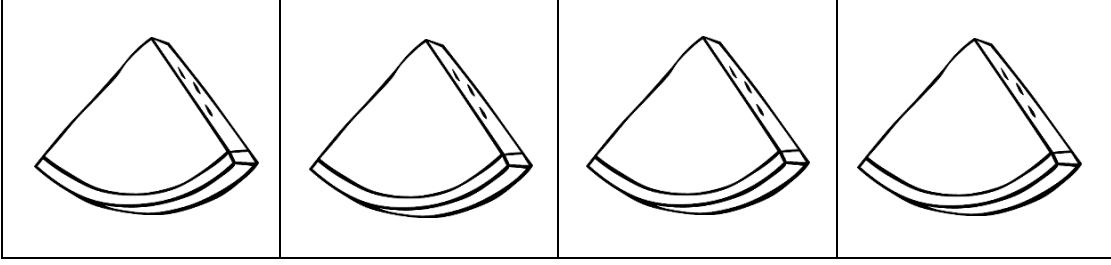
## 1. स्वर लिखिए।

अ				
				
			अः	

## 2. व्यंजन लिखिए।

क				
च				
ट				
त				
प				
य				
ष				

### 3. संयुक्ताक्षर लिखिए।



### II. निम्न अक्षरों की बारहखड़ी लिखिए।

च

---



---



---

त

---



---



---

प

---



---



---

य

---



---



---

III. एक आधा व्यंजन दूसरे पूरे व्यंजन से मिलकर संयुक्ताक्षर बनता है। वर्णमाला के विभिन्न व्यंजनों के आधे रूप इस प्रकार है।

क-क्	झ-झ	त-त्	भ-भ	ष-ष्
ख-ख	ञ-ञ	थ-थ	म-म्	स-स्
ग-ग्	ट-ट्	द-द्	य-य	ह-ह
घ-घ	ठ-ठ्	ध-ध	र - र्	क्ष-क्ष
च-च्	ड-ड्	न-न्	ल-ल्	त्र-त्र
छ-छ्	ढ-ढ्	फ-फ	व-व	
ज-ज	ण-ण	ब-ब	श-श्	



IV. चित्र को देखकर वर्ग पहेली में जलचर के नामों पर घेरा लगाइए।

म	छ	ली	क	के
ग	में	चि	छु	क
र	ढ	डि	आ	डा
म	क	या	म	स
छ	कु	त्ता	कौ	आ

### V. सही विकल्प के आगे ( ) निशान लगाइए।

1. मनुष्य अपने विचार प्रकट करता है- ( )  
 (क) लिपि के द्वारा (ख) व्याकरण के द्वारा  
 (ग) भाषा के द्वारा
2. इनमें से 'स्वर' वर्ण है- ( )  
 (क) क (ख) न (ग) इ
3. इनमें से 'व्यंजन' वर्ण है- ( )  
 (क) उ (ख) ख (ग) ऊ
4. इनमें से 'च' वर्ग का व्यंजन है- ( )  
 (क) ङ (ख) ञ (ग) ण
5. इनमें से 'संयुक्त' व्यंजन है- ( )  
 (क) छ (ख) घ (ग) क्ष
6. इनमें से 'द्वित्व' व्यंजन है- ( )  
 (क) श्र (ख) च्च (ग) द्य
7. इनमें से 'अयोगवाह' कहलाते है- ( )  
 (क) अ और आ (ख) अं और अः  
 (ग) आ और अः
8. 'भलाई' का विलोम शब्द है- ( )  
 (क) भला (ख) बुराई (ग) बुरा
9. 'स्वतंत्र' का विलोम शब्द है- ( )  
 (क) स्वतंत्रता (ख) परतंत्र (ग) परतंत्रता
10. 'प्रशंसा' का विलोम शब्द है- ( )  
 (क) स्वच्छ (ख) निंदा (ग) गुप्त

## VI. चित्र देखकर उनके नाम दो-दो लिखिए। (पर्यायवाची शब्द)



1. ....

2. ....



1. ....

2. ....



1. ....

2. ....



1. ....

2. ....



1. ....

2. ....



1. ....

2. ....



1. ....

2. ....



1. ....

2. ....



1. ....

2. ....

VII. अपनी माता जी से अपना मनपसंद व्यंजन (पकवान) बनवाने के लिए कहिए।  
व्यंजन खाकर आप को जो प्रसन्नता होती है, उसे परिवार वालों के साथ चर्चा कीजिए।

VIII. आपकी पाठ्य-पुस्तक में से किसी एक पाठ का मनोरेखा-चित्र (Mind-Map) बनाएँ।



۱۔ اپنی درسی کتاب میں موجود کوئی بھی پچاس دو حرفی الفاظ (جوڑ والے) لکھیے۔

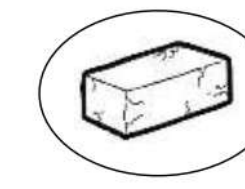

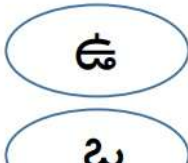
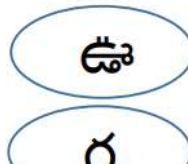
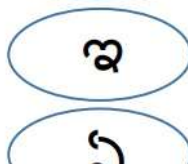

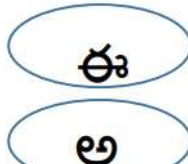




II۔ اپنی درسی کتاب میں موجود کوئی بھی پچاس تین حرفی الفاظ (جوڑ والے) لکھیے۔


I. కింది అక్షరాలను పూర్తి చేయండి.

అ							ఋ
		ఐ			ఔ		

క			ఖ	
	చ			
		ఙ		
త				ప
			భ	
	ర			శ
ష		హ		ఱ

II. కింది బొమ్మలను వాటి మొదటి అక్షరంతో జతపరుచుము.



III. కింది గుణింతపు గుర్తుల పట్టికను పూర్తి చేయండి.

అ - ✓							
							అః - ః

IV. కింది అక్షరాలకు గుణింతాలు రాయండి

క : \_\_\_\_\_

గ : \_\_\_\_\_

చ : \_\_\_\_\_


జ : \_\_\_\_\_

త : \_\_\_\_\_

ట : \_\_\_\_\_

V. కింది అక్షరాలను కలిపి పదాలు రాయండి

ఎ  
 నె  
 బె  
 తె  
 క



\_\_\_\_\_


\_\_\_\_\_

\_\_\_\_\_

\_\_\_\_\_

\_\_\_\_\_

ఆ  
 సో  
 రో  
 మీ  
 తా



\_\_\_\_\_

\_\_\_\_\_

\_\_\_\_\_

\_\_\_\_\_

\_\_\_\_\_

**1. Rearrange these words to make statements or questions.**

1. are books my where Science

\_\_\_\_\_

2. you did see the building new

\_\_\_\_\_

3. think I will we the win match

\_\_\_\_\_

4. mother to me bed go asked to my

\_\_\_\_\_

5. will us teach who this Math year

\_\_\_\_\_

**2. Complete the paragraph with a or an.**

One day \_\_\_\_\_ rabbit found \_\_\_\_\_ orange in \_\_\_\_\_ garden. He put the orange into \_\_\_\_\_ empty bag and took it with him. He thought it would be \_\_\_\_\_ surprise for his little sister. On the way, he saw \_\_\_\_\_ ostrich eating \_\_\_\_\_ melon. The rabbit thought \_\_\_\_\_ melon was better than \_\_\_\_\_ orange. So he exchanged the orange for the melon. He then saw \_\_\_\_\_ donkey coming towards him with \_\_\_\_\_ carrot. Now he exchanged the melon for the carrot. It was \_\_\_\_\_ big, juicy carrot and his sister was delighted to see it.

**3. Make 8 words using the letters of 'playground'**

\_\_\_\_\_

\_\_\_\_\_

**4. Underline the prepositions in these sentences.**

1. The mouse hid behind the shelf.

2. Sohan came down the slide in the park

3. Are you going by bus? Is Susheel going with you?

4. The bee buzzed around the flower.

5. Arzoo was playing in the park with her brother.

5. Common Noun	Proper Noun
car	Mercedes
restaurant	
park	
girl	
teacher	
school	
mall	
friend	
boy	
cartoon	

### 6. Masculine and Feminine nouns

QA. Write feminine gender for the following nouns.

lion \_\_\_\_\_

tiger \_\_\_\_\_

man \_\_\_\_\_

brother \_\_\_\_\_

prince \_\_\_\_\_

uncle \_\_\_\_\_

father \_\_\_\_\_

actor \_\_\_\_\_

QB. Write masculine gender for the following nouns.

girl \_\_\_\_\_

queen \_\_\_\_\_

headmistress \_\_\_\_\_

goose \_\_\_\_\_

niece \_\_\_\_\_

female \_\_\_\_\_

poetess \_\_\_\_\_

### 7. Read the passage and complete the tasks.

#### DREAMS

When we sleep, we have dreams. Do you know that everyone has dreams? Every night all over the world people dream. When we dream our eyes go back and forth. It's like you are watching a movie!

Some dreams are fun. Some are strange.

Some dreams make no sense. Some are scary. The scary ones are called nightmares. They are horrible, aren't they? It's good to wake up safe after a nightmare. Sometimes you crawl in with Mom and Dad just to feel better!

People think some animals dream. Have you ever watched a dog having a dream? Its legs can move just like it is running. It might be a good dream about chasing a ball. If dogs could talk, they could tell us all about their dreams!

### Multiple Choice Questions

1. What happens to our eyes when we dream?
 

a. they open wide	c. they go up and down
b. they go back and forth	d. they stay still
2. What are scary dreams called?
 

a. daydreams	c. catnaps
b. nightmares	d. slumber
3. According to the story, every night all over the world what do people do.
 

a. go bowling	c. dream
b. go to work	d. get a snack
4. According to the story, what happens sometimes to dogs when they dream?
 

a. their legs move like they are running	c. they roll over
b. they cry	d. they bark loud

### Write your answers in complete sentences.

1. When was the last time you had a dream? What was it about?

---



---

2. Do you remember your favorite dream ever? Use details to explain.

---



---



---



---

3. Have you ever had a funny dream? What was it about?

---



---



---

8. Write 5 sentences about this picture.



---

---

---

---

---

9. Draw a mind map on 'My Grandparents'



Write the number names for the following.

(a) 2942 = \_\_\_\_\_.

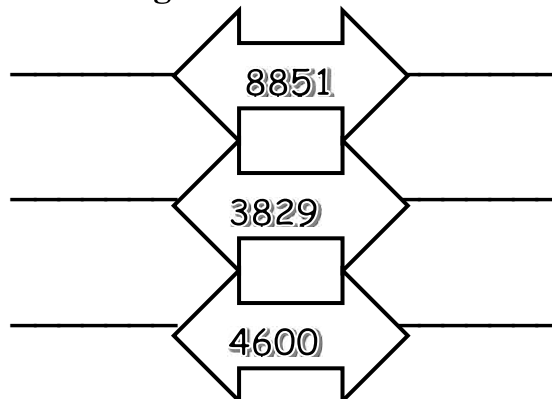
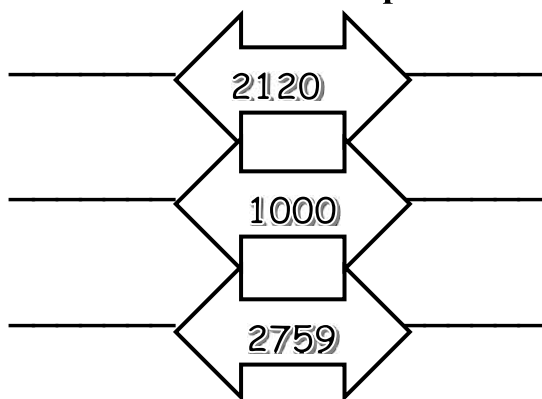
(b) 6279 = \_\_\_\_\_.

(c) 3401 = \_\_\_\_\_.

(d) 4006 = \_\_\_\_\_.

(e) 9628 = \_\_\_\_\_.

Write the successor and predecessor of the following.



Round off the following numbers to the nearest 10.

(a) 84 \_\_\_\_\_ (b) 69 \_\_\_\_\_ (c) 23 \_\_\_\_\_ (d) 35 \_\_\_\_\_

Round off the following numbers to the nearest 100.

(a) 915 \_\_\_\_\_ (b) 482 \_\_\_\_\_ (c) 137 \_\_\_\_\_ (d) 954 \_\_\_\_\_

Addition.

(a) 3 2 7

+ 1 4 5

\_\_\_\_\_

\_\_\_\_\_

(b) 4 2 8

+ 1 3 4

\_\_\_\_\_

\_\_\_\_\_

(c) 3 5 6

+ 1 2 9

\_\_\_\_\_

\_\_\_\_\_

(d) 5 0 5

1 6 5

+ 1 2 6

\_\_\_\_\_

\_\_\_\_\_

(e) 2 5 3

4 1 8

+ 3 0 0

\_\_\_\_\_

\_\_\_\_\_

**Subtraction.**

$$\begin{array}{r} \text{(a) } 673 \\ - 521 \\ \hline \end{array}$$

$$\begin{array}{r} \text{(b) } 768 \\ - 237 \\ \hline \end{array}$$

$$\begin{array}{r} \text{(c) } 613 \\ - 428 \\ \hline \end{array}$$


$$\begin{array}{r} \text{(d) } 842 \\ - 219 \\ \hline \end{array}$$

$$\begin{array}{r} \text{(e) } 986 \\ - 471 \\ \hline \end{array}$$


**Complete the table.**

	10 more	100 more	10 less	100 less
498				
327				
290				
897				
125				
56				
633				

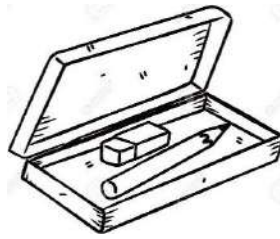
**Take a square piece of paper, cut the tans and arrange them to make interesting shapes.**



Lucky is shopping for toys and stationary. She has rupees in notes and coins with her in her purse. She has notes of `10, `20, `50, `100, `200 and coins of `5, `2, `1. Help Lucky to find out how many of each of these notes or coins she must give to the shopkeeper to buy each of these toys.



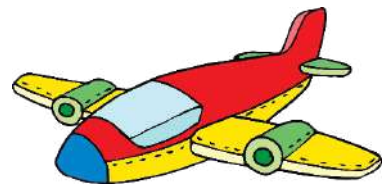
₹ 30



₹ 55



₹ 202



₹ 101

Look the pictures below. Write as line or line segment or ray.



Draw two line segments of equal length to intersect. Write its point of intersection.

Find out the pattern and complete the series.

(a) 0, 4, 8, 12, \_\_\_\_\_, \_\_\_\_\_, \_\_\_\_\_.

(b) 15, 21, 27, 33, \_\_\_\_\_, \_\_\_\_\_, \_\_\_\_\_.

(c) 35, 45, 55, 65, \_\_\_\_\_, \_\_\_\_\_, \_\_\_\_\_.

(d) 60, 56, 52, 48, \_\_\_\_\_, \_\_\_\_\_, \_\_\_\_\_.

(e) AB, BC, CD, DE, \_\_\_\_\_, \_\_\_\_\_, \_\_\_\_\_.

Multiply a 3 digit number by a 1 digit number.

(1) $\begin{array}{r} 386 \\ \times 4 \\ \hline \end{array}$	(2) $\begin{array}{r} 937 \\ \times 5 \\ \hline \end{array}$	(3) $\begin{array}{r} 609 \\ \times 6 \\ \hline \end{array}$	(4) $\begin{array}{r} 463 \\ \times 7 \\ \hline \end{array}$	(5) $\begin{array}{r} 509 \\ \times 9 \\ \hline \end{array}$
_____	_____	_____	_____	_____

Write the missing numbers.

(a)  $8 \times \underline{\hspace{2cm}} = 32$       (d)  $15 \times 6 \underline{\hspace{2cm}}$       (g)  $\underline{\hspace{2cm}} \times 6 = 102$

(b)  $\underline{\hspace{2cm}} \times 8 = 48$       (e)  $\underline{\hspace{2cm}} \times 7 = 63$       (h)  $\underline{\hspace{2cm}} \times 36 = 0$

(c)  $5 \times 92 = \underline{\hspace{2cm}}$       (f)  $120 \times 6 = \underline{\hspace{2cm}}$       (i)  $47 \times \underline{\hspace{2cm}} = 47$

Divisions.

(a)  $48 \div 6$       (b)  $96 \div 4$       (c)  $32 \div 5$       (d)  $73 \div 8$

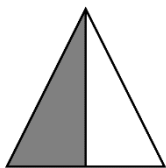
Complete the following table.

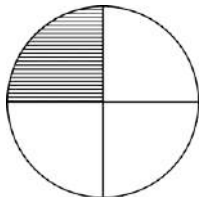
Division	Dividend	Divisor	Quotient	Remainder
$78 \div 10$				
$59 \div 1$				
$0 \div 93$				
$42 \div 10$				
$36 \div 1$				

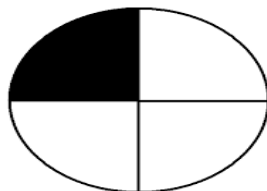
Circle the proper fraction.

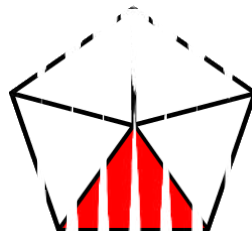
$\frac{5}{2}, \frac{4}{7}, \frac{2}{5}, \frac{9}{5}, \frac{2}{3}, \frac{4}{3}, \frac{9}{8}, \frac{7}{8}, \frac{5}{4}, \frac{3}{5}$

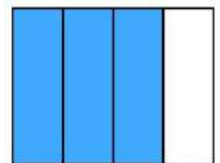
Write the value of the shaded region in the form of a fraction.



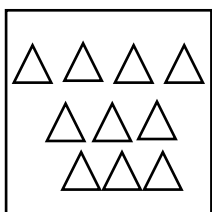









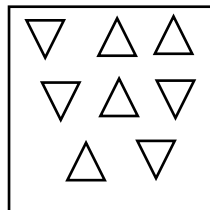

Colour the pictures according to the given fractions:




$\frac{1}{2}$  of 10 =



$\frac{1}{3}$  of 9 =



$\frac{1}{4}$  of 8 =




$\frac{1}{15}$  of 15 =

**Write the hands to indicate the time and also write the time:**




**Quarter past 7**



**Quarter to 9**



**Half past 9**



**Half 2**



**Make your own tile patterns by cutting tiles from the colour paper and paste it.**

Measure the approximate length of your body parts listed below. Use a measuring tape to measure yourself.(Take help from your parents)

1. Waist

2. Arms

3. Legs from waist

4. Chest

cm

5. Shoulders

cm

cm

Measure the length of fingers by using a scale and write their lengths.

Thumb

Fore finger

Middle finger

Ring finger

Little finger

Measure your foot using a scale and write their lengths below.

Foot print

Big toe

Heel

Little toe

Third toe

How long is your nose from tip to eyebrows?

Measure your arm from shoulder to the tip of your middle finger and leg from waist to the toe, which one is longer?

Arm length

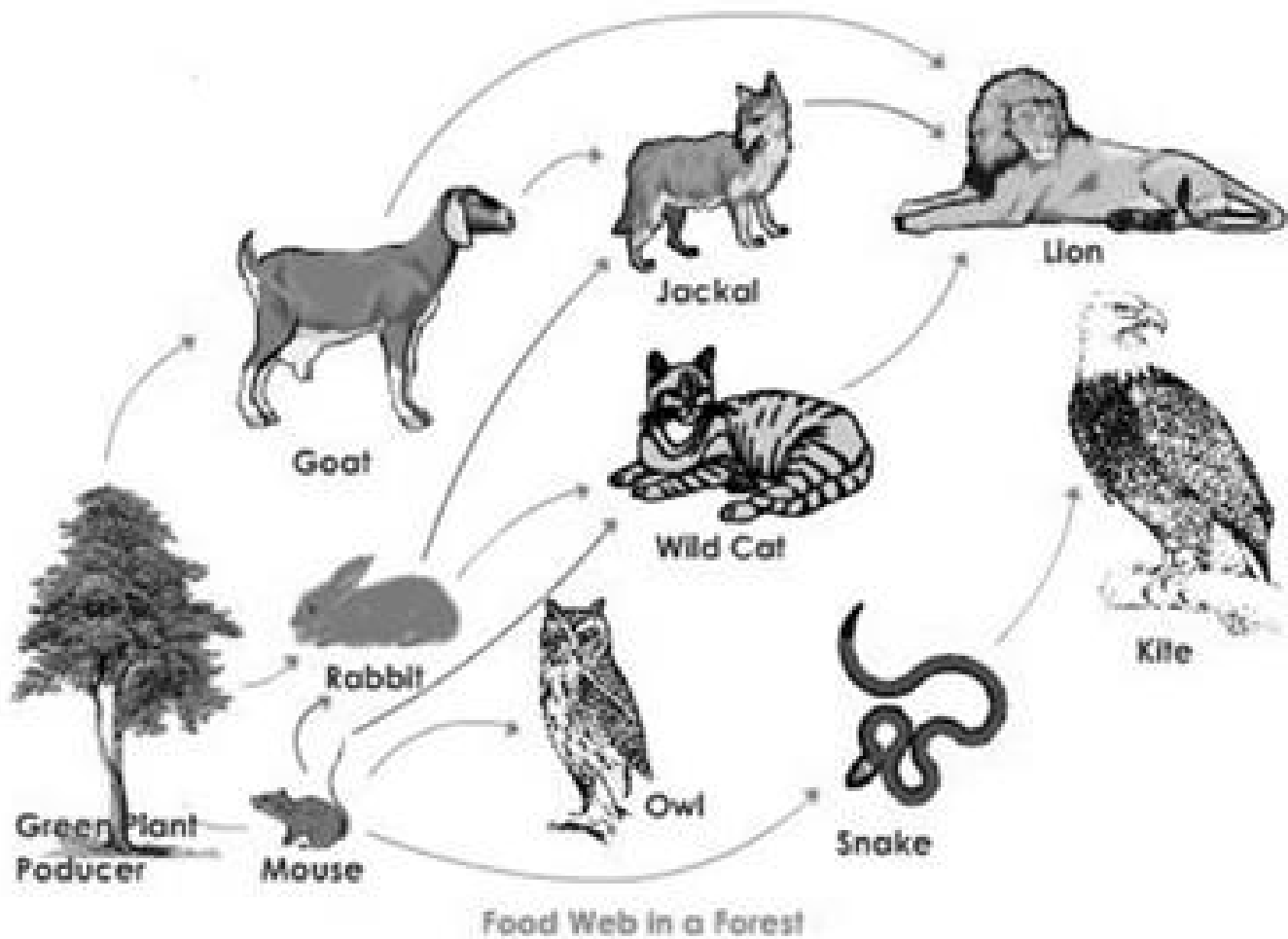
Leg length

Which is longer?

**Prepare a Mind map on Multiplication and Division.**




Write three sentences about who is eating who in this forest food web and label the autotrophs and heterotrophs.



**PUSH OR PULL?**

Look at the picture. Circle push or pull in the box underneath it.




push or pull



push or pull



push or pull



push or pull



push or pull



push or pull



push or pull



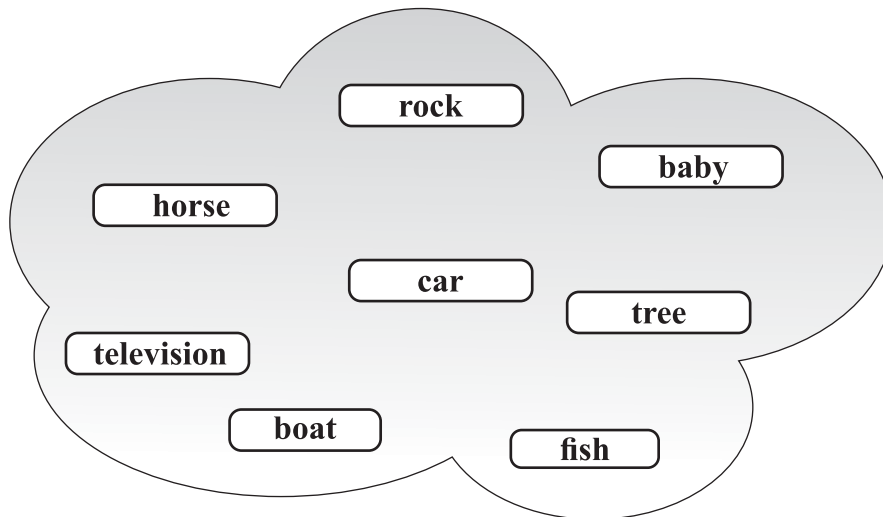
push or pull



push or pull

### Living & Non-living things

Living things breath, move, eat, grow and feel. They give birth to their young ones.



A dinosaur has eaten all the living things. Write their names in the stomach or the dinosaur.



**Cross word of natural resources:**

Natural resources are non-living things from nature that are used to support life on the earth. Can you find 6 examples of natural resources in the box given below?

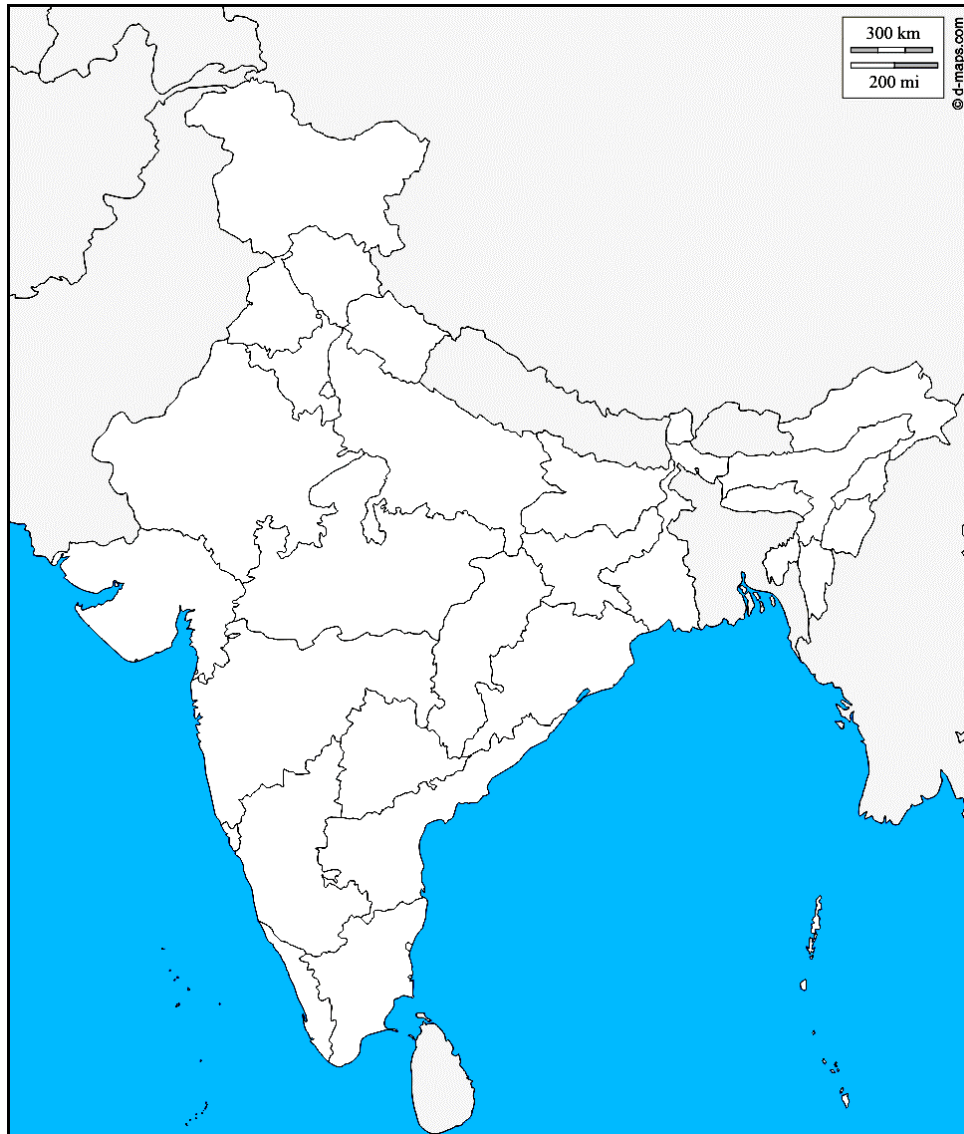
**Water****Air****Soil****Plants****Fossil fuels****Sunlight**

**Draw a mind map of Forces.**

## DAY – 1


**Colour and name the following states and their capitals on the outline political map of India:**

1. The state you live in
2. One eastern state
3. One southern state
4. Two union territories
5. One of its neighbouring states
6. One northern state
7. One western state
8. The smallest state in India



**DAY - 2**

Visit a monument. Write a report on the monument mentioning its name, the type, colour, how it is maintained, signboards in the monument and any special features of the place. Take the photographs and stick it in the project. (Depict the project in the mind map)




**DAY - 3**

There are many poor people in our country. Some have only one meal a day. Visit orphanage nearby your house and donate a meal.

(OR)

Feed at least 5 people who are starving due to their financial condition in your neighbourhood or locality. Paste a photograph.





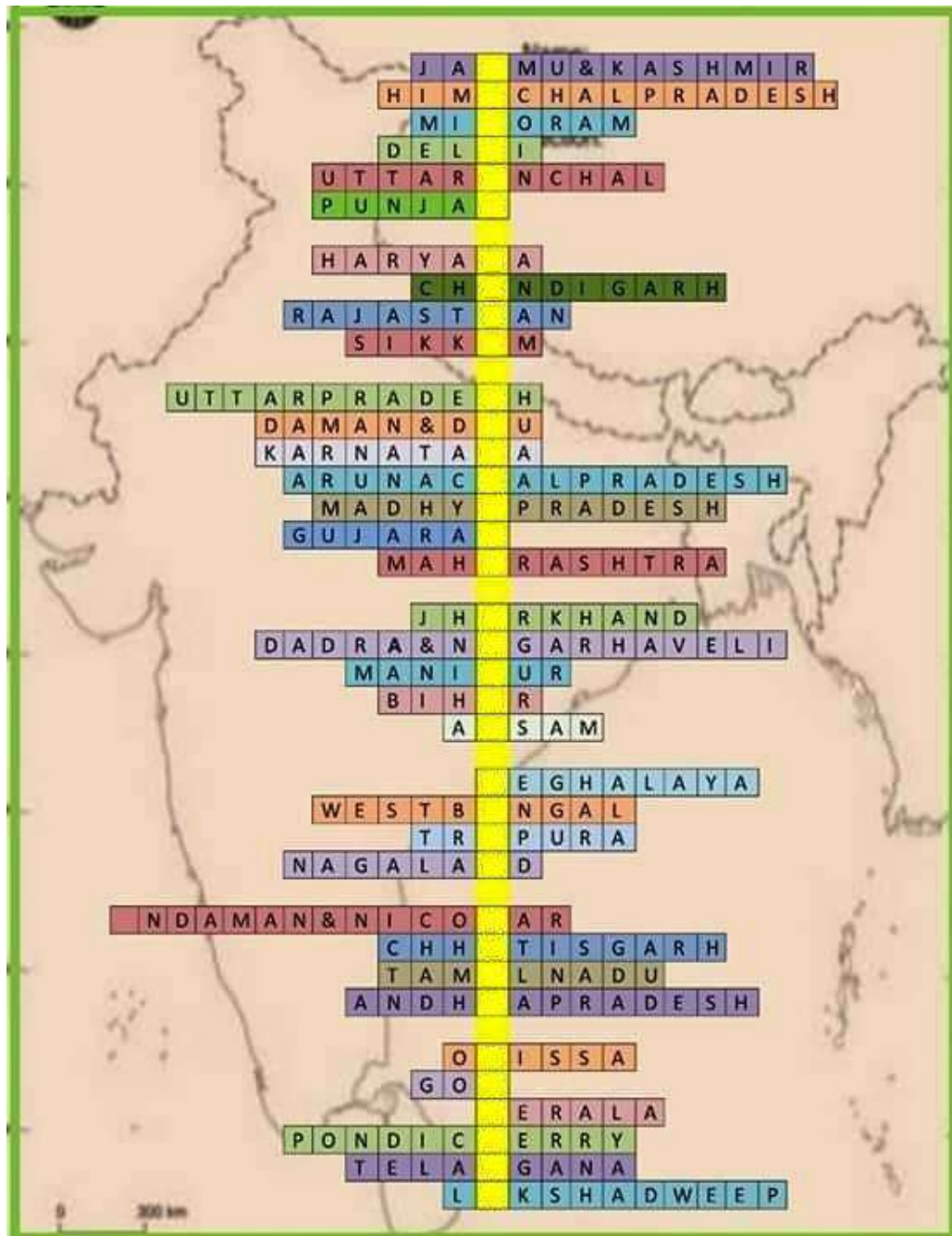
**DAY - 4**

Enjoy summer by eating lots of fruits and vegetables in your meal.

Prepare fruit salad. Take the help of an elder cut different fruits like bananas, apples, Mango . Mix grapes and pomegranate. (Write the recipe)

## DAY - 5

Fill the missing letter in the place provided and identify the state.



Write the sentence formed in the given box

