



## SUMMER HOLIDAYS - 2020

Name: \_\_\_\_\_

Class : Class Playgroup

Dear Children,

Exciting time is here again! Summer holidays are for relaxation and enjoyment. As important as it is to rest and enjoy, it is also important to continue to learn. Strike a balance between work and play and allow yourself to grow in the process.

Let the vacation time be a doorway to creativity, learning growth and joy !

Relax, enjoy, have loads of fun and come back refreshed.



## HOLIDAY HOMEWORK 2020 LET'S BEAT THE HEAT, WHEN SUMMER IS AT ITS PEAK!!!!

Dear Parents,

Summer Holiday are the most enjoyable period for the children this time can be utilised to rewind what they have learned. You can spend quality time with children. Home work is an opportunity to engage them in learning at home. Remember, children need time to just enjoy their childhood. So kindly provide them the opportunity to play, interact and explore. Enjoy the lovely conversations, a visit to family & friends read out a story book or engage the child in exercises of practical learning or simply playing along.

Healthy habits for smart kids:

- They must wash hands, before eating, after playing, after sneezing or coughing and after using the restroom.
- Incorporate more fruits and vegetables in their diet.
- Give kids age-appropriate tasks to help out in the kitchen.
- Keep a day as 'Sharing Day' and encourage your child to share something with those who are in need, Let them decide whom they want to help.

Eg: pencils, books, toys etc.











This activity improves their personality and cultivates/nurtures the habit of sharing and helping others.

**Engage your child in the following Fine Motor activities:**

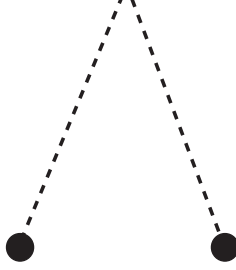
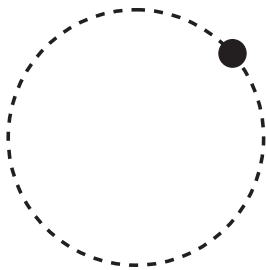
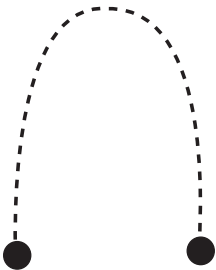
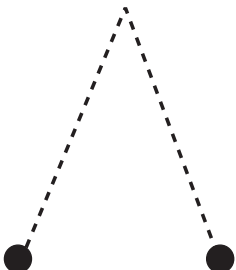
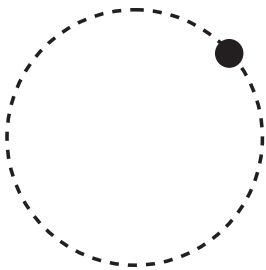
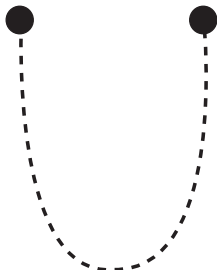
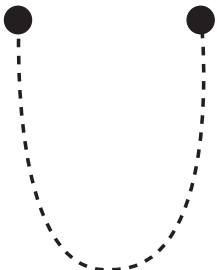
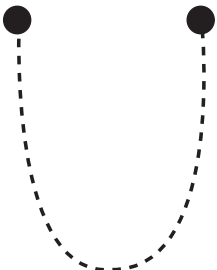
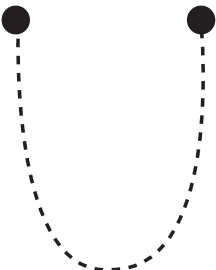
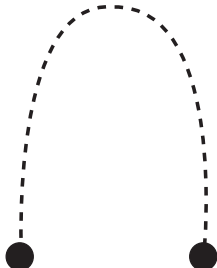
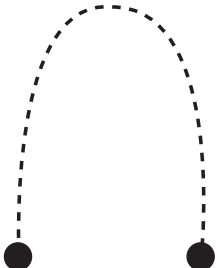
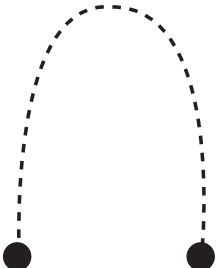
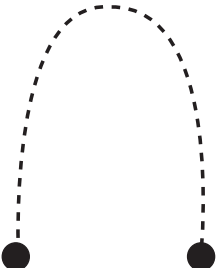
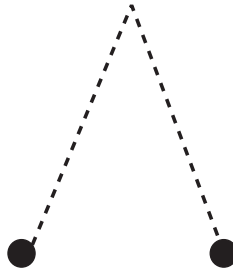
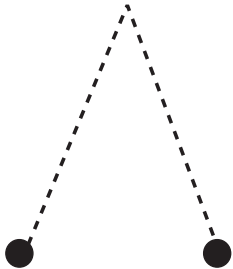
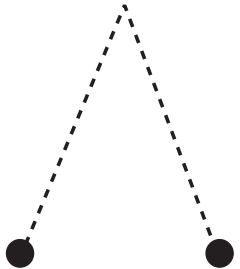
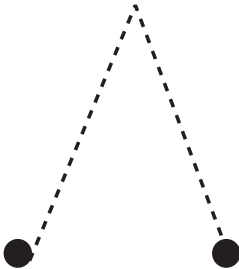
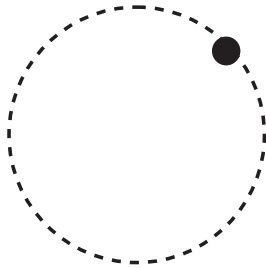
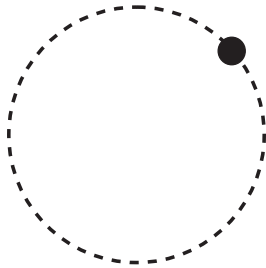
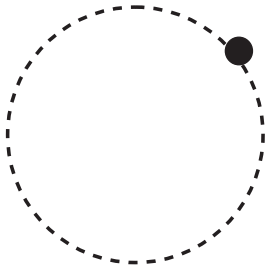
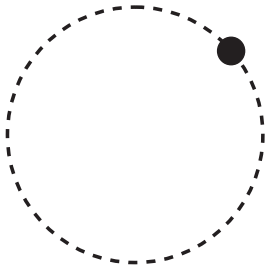
- Zipping and unzipping
- Buckling and unbuckling
- Picking up and holding onto small objects
- Turning pages of a book
- Colouring the boarder and making the worksheet colourful.




Help the insects to reach the flower.



Trace the patterns.



Join the letters in a sequence and colour the picture.



Match the letter with correct object.

E

•


•



K

•


•



Z

•

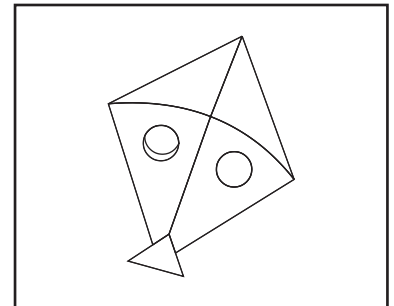
•



G

•


•



W

•

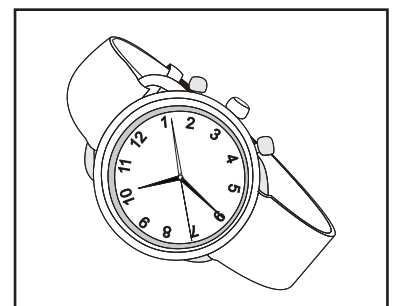
•



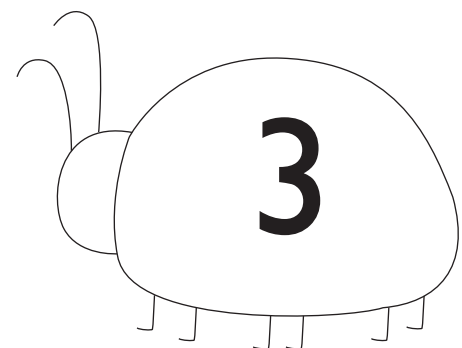






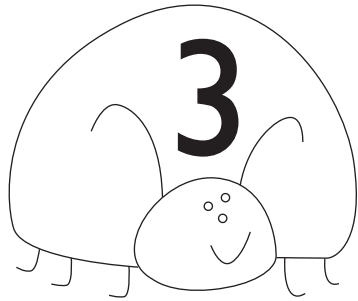
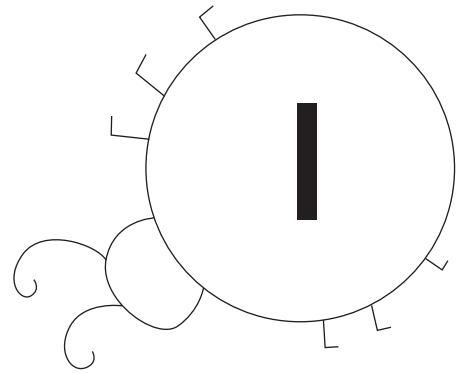
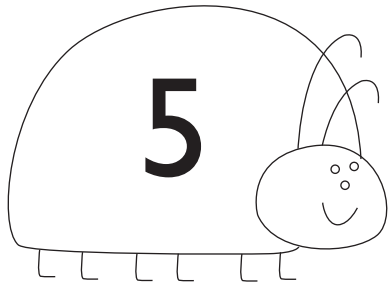
U

•












•



Match the similar numbers. Also say the number aloud and clap that many times.




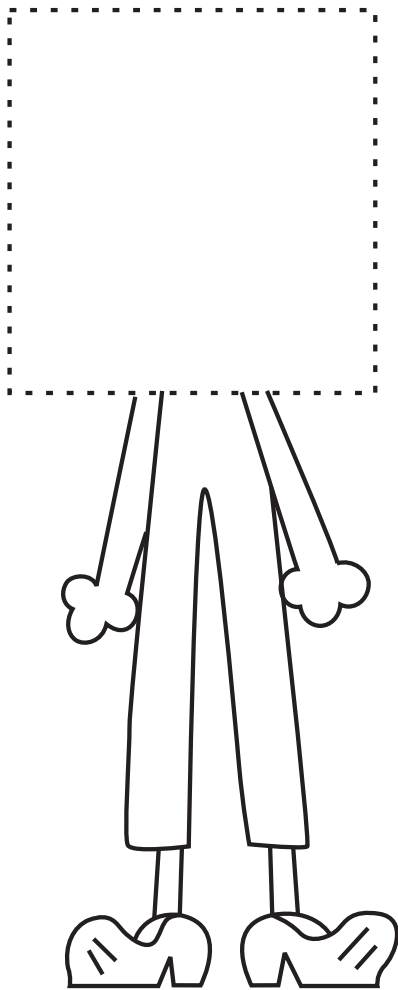



Match the similar letters.







Trace the dots and colour the shapes.




Join the numbers in sequence 1-10 and complete the picture.



Colour the sunflower.




Count the objects and match it with the correct number.




.

7




.

4




.

3



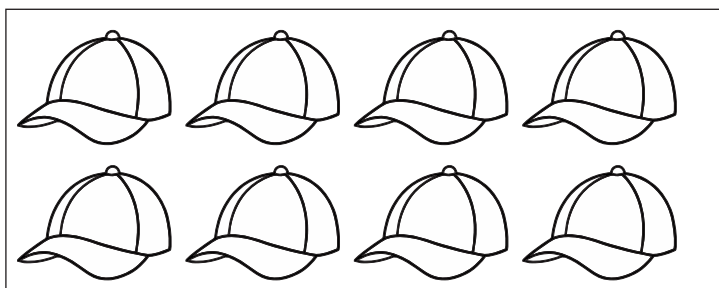
.

6



.

8



.

5

# HOLIDAY FUN!

Holidays should be taken as an opportunity to spend quality time and develop a positive bonding with your child. So we have designed a few activities just for you!

Parent can relive their childhood by guiding the child make the paper cup phone and play with the child .

## Activity 1: Apple lacing board



Material Required	Description
<ul style="list-style-type: none"> <li>• Paper plate</li> <li>• Lace 1 mtr</li> <li>• poster colour – Red and green</li> </ul>	<p>Instructions: Cut the paper plate in apple shape, make holes in it as shown in the picture provided. Let the child insert lace in the holes.</p> <p>Learning outcome: This activity helps in developing fine motor skills of the child.</p>

## Activity: 2 – Number Fun



Material Required	Description
<ul style="list-style-type: none"> <li>• Card board</li> <li>• Thick marker pen to write numbers.</li> <li>• Corn flakes, peas or carrot pieces.</li> </ul>	<p>Instructions: Cut 10 cards of about 7cmx12cm each. Write one number on each card using thick marker pen. Now let the child say the number aloud and put equal number of peas beside the number.</p> <p>Learning outcome: Learn numbers identification and number value by doing practical counting.</p>

## Activity 3: Shape Matching




Material Required	Description
<ul style="list-style-type: none"> <li>• Colour chalk</li> <li>• Colour chart cutouts of different shapes</li> </ul>	<p>Instructions: Let's have some fun with shapes. Draw different shapes on the floor and cut the same shapes using colour paper. Now allow the child to match colour paper cut outs to the big shape on the floor. Can also ask the kid to jump on the particular shape. Parents can play along with the child and encourage them.</p> <p>Learning outcome: This will help the child learn different shapes and also develop their gross motor skills.</p>

### Note to Parents:

1. Guide the children do the practical counting to emphasize on number value using ice cream sticks, crayons, books, clay and newspaper crumpling.
2. Recap Letter identification by making letters using ice cream sticks, clay and small chat paper cutouts.
3. Picture reading: Make use of the readers to read the pictures loudly by putting their pointer finger.

Congratulations!



This smiley badge award

presented to \_\_\_\_\_

for successfully completing the homework.