



SUMMER HOLIDAYS - 2020

Name: _____

Class : Class PP I

Dear Children,

Exciting time is here again! Summer holidays are for relaxation and enjoyment. As important as it is to rest and enjoy, it is also important to continue to learn. Strike a balance between work and play and allow yourself to grow in the process.

Let the vacation time be a doorway to creativity, learning growth and joy !

Relax, enjoy, have loads of fun and come back refreshed.



HOLIDAY HOMEWORK 2020 LET'S BEAT THE HEAT, WHEN SUMMER IS AT ITS PEAK!!!!

Dear Parents,

Summer Holiday are the most enjoyable period for the children this time can be utilised to rewind what they have learned. You can spend quality time with children. Home work is an opportunity to engage them in learning at home. Remember, children need time to just enjoy their childhood. So kindly provide them the opportunity to play, interact and explore. Enjoy the lovely conversations, a visit to family & friends read out a story book or engage the child in exercises of practical learning or simply playing along.

Healthy habits for smart kids:

- They must wash hands, before eating, after playing, after sneezing or coughing and after using the restroom.
- Incorporate more fruits and vegetables in their diet.
- Give kids age-appropriate tasks to help out in the kitchen.
- Keep a day as 'Sharing Day' and encourage your child to share something with those who are in need, Let them decide whom they want to help.

Eg: pencils, books, toys etc.

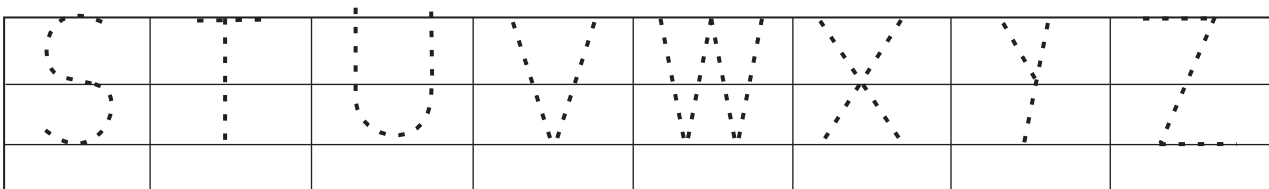
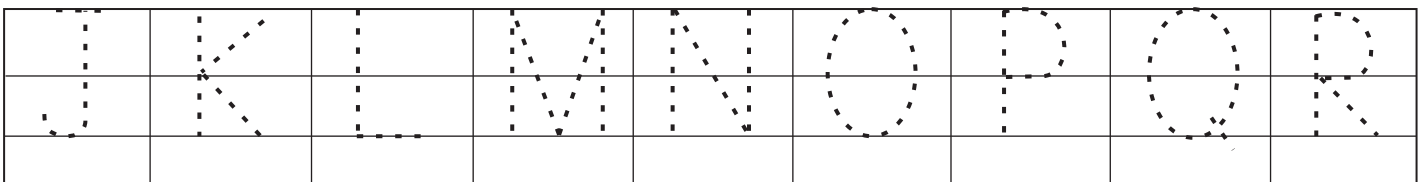
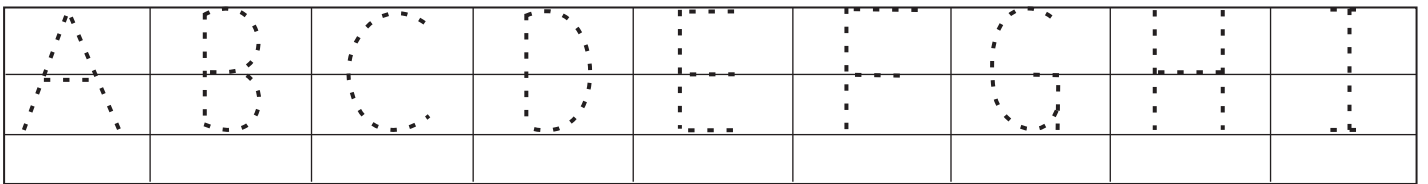
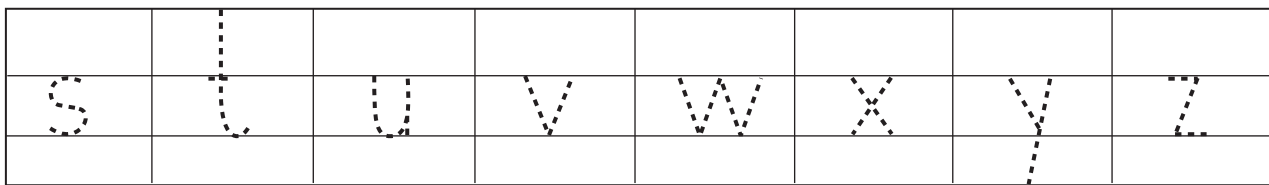
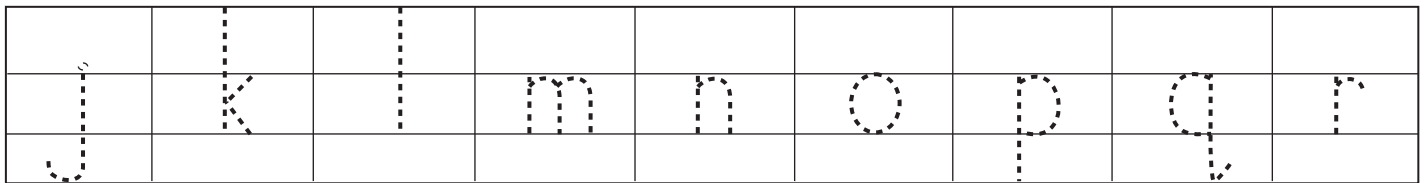
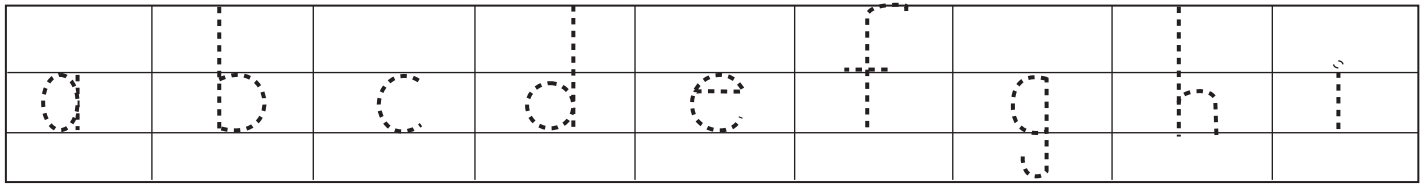
This activity improves their personality and cultivates/nurtures the habit of sharing and helping others.

Engage your child in the following Fine Motor activities:

- Zipping and unzipping
- Buckling and unbuckling
- Picking up and holding onto small objects
- Turning pages of a book
- Colouring the boarder and making the worksheet colourful.



Trace and write the small and capital letters.



Write the small and capital letter in the box given below.


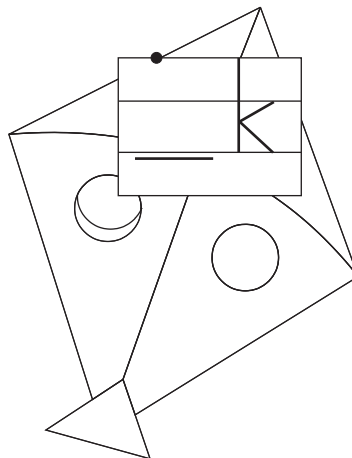


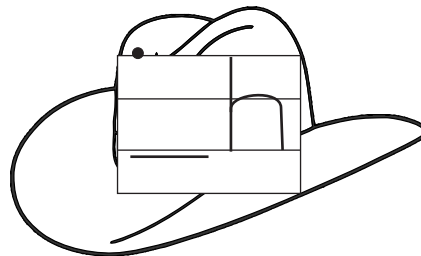




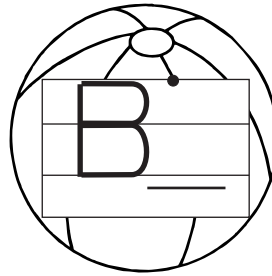

a					

	z

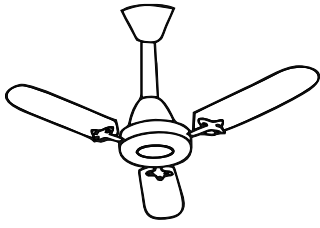
A					

	Z

Write the missing letters Aa - Ll.



Add the appropriate vowels (a,e,i,o,u) to make a word.



f n



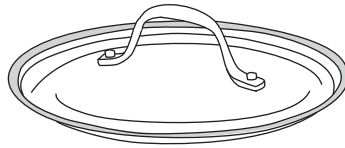
l g




m p



j g



l d



p g



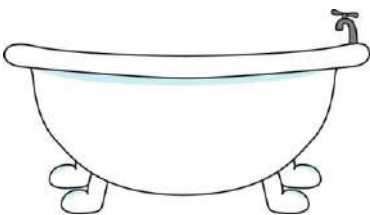
c b



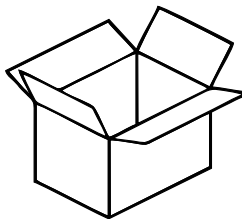
m n



c p



t b



b x



b g

Reading practice phonic drill 1-5.

- at	- an	- ag	- ad	- ap
cat	can	bag	bad	cap
mat	fan	tag	sad	map





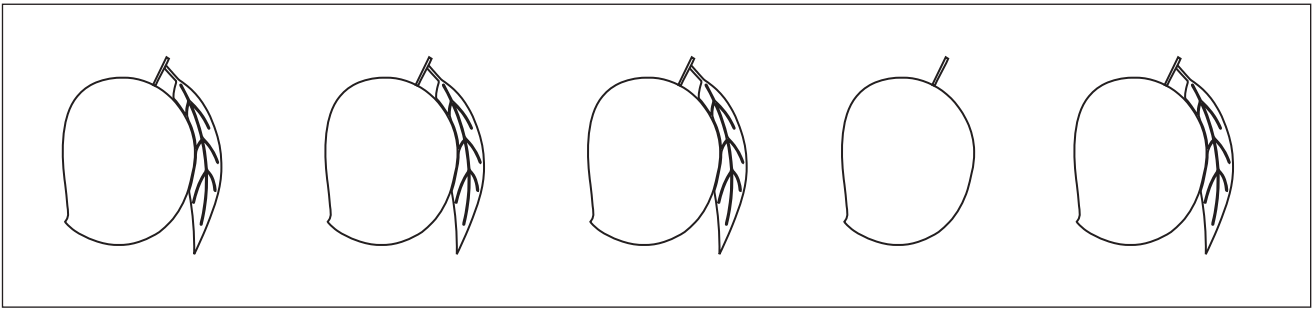
- en	- ed	- et	- eg	- en
hen	bed	pet	leg	den
pen	red	net	beg	ten

- id	- in	- ip	- it	- ig
lid	tin	lip	kit	big
kid	bin	sip	pit	fig


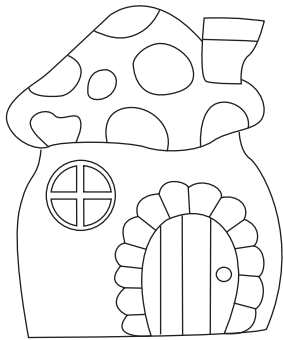

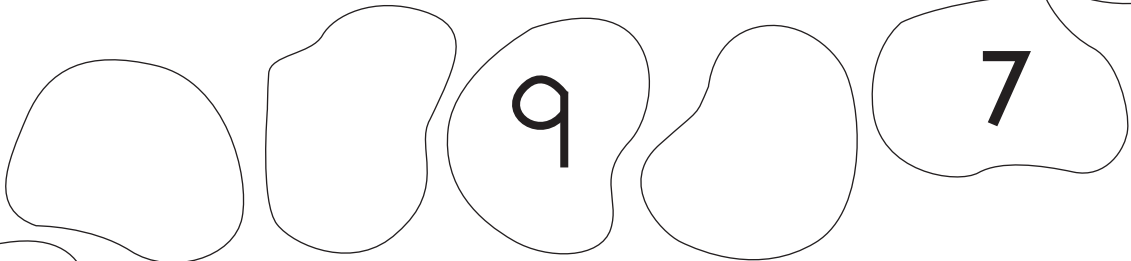

- og	- ot	- od	- op	- ox
dog	pot	rod	top	box
log	cot	nod	cop	fox

- ub	- ug	- un	- ut	- um
cub	bug	bun	but	gum
hub	rug	sun	cut	sum

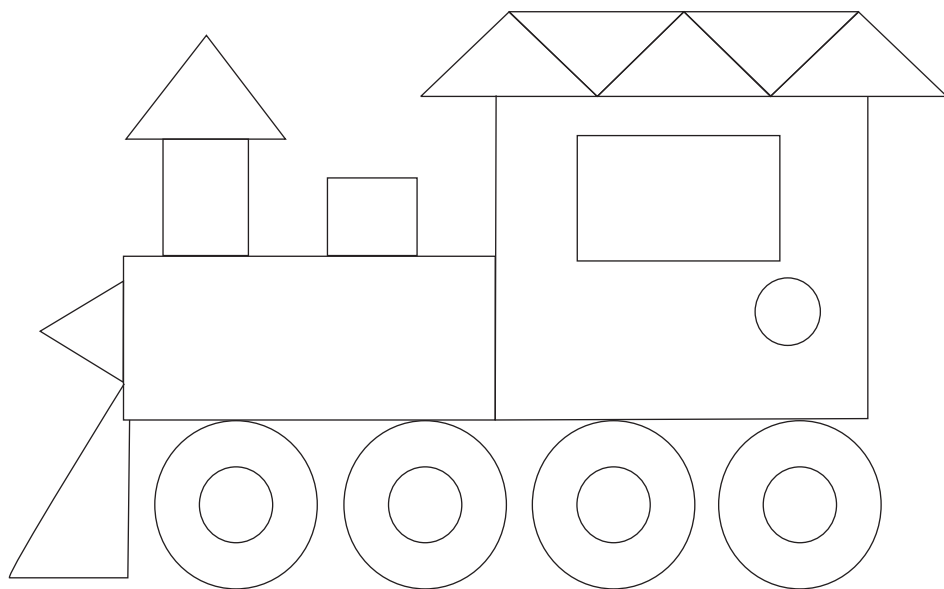
Circle the picture that is different in each row.







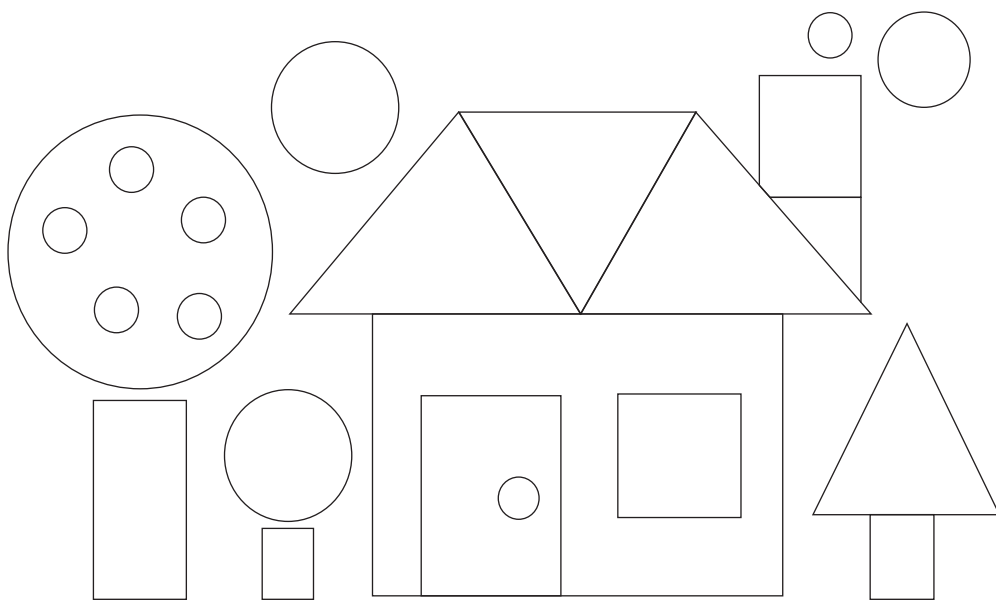
Write the missing numbers from 1-20 to help the pet bunny reach home.







Colour the given shapes and count and write.



	_____
	_____
	_____
	_____



	_____
	_____
	_____
	_____

Read out the number and colour the same number of the boxes.


One has been done for you.





■	■				












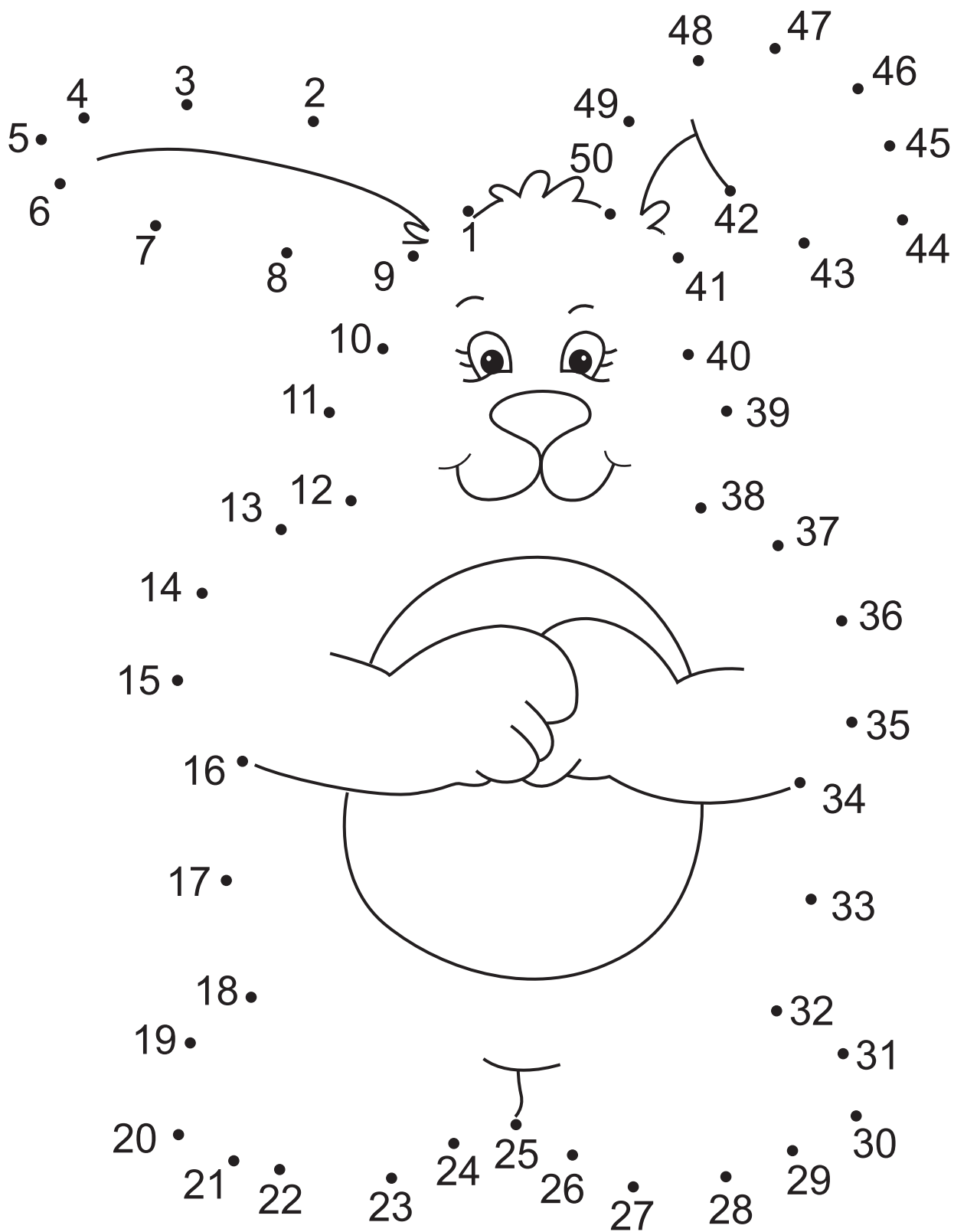









Join the dots and colour it. Give a name to the bear and speak about it with your parents.




Colour and numbers.


Colour the fishes with number 1 and 4.



Colour the ducks with number 2,3 and 5.




Colour the cats with number 1 and 2.



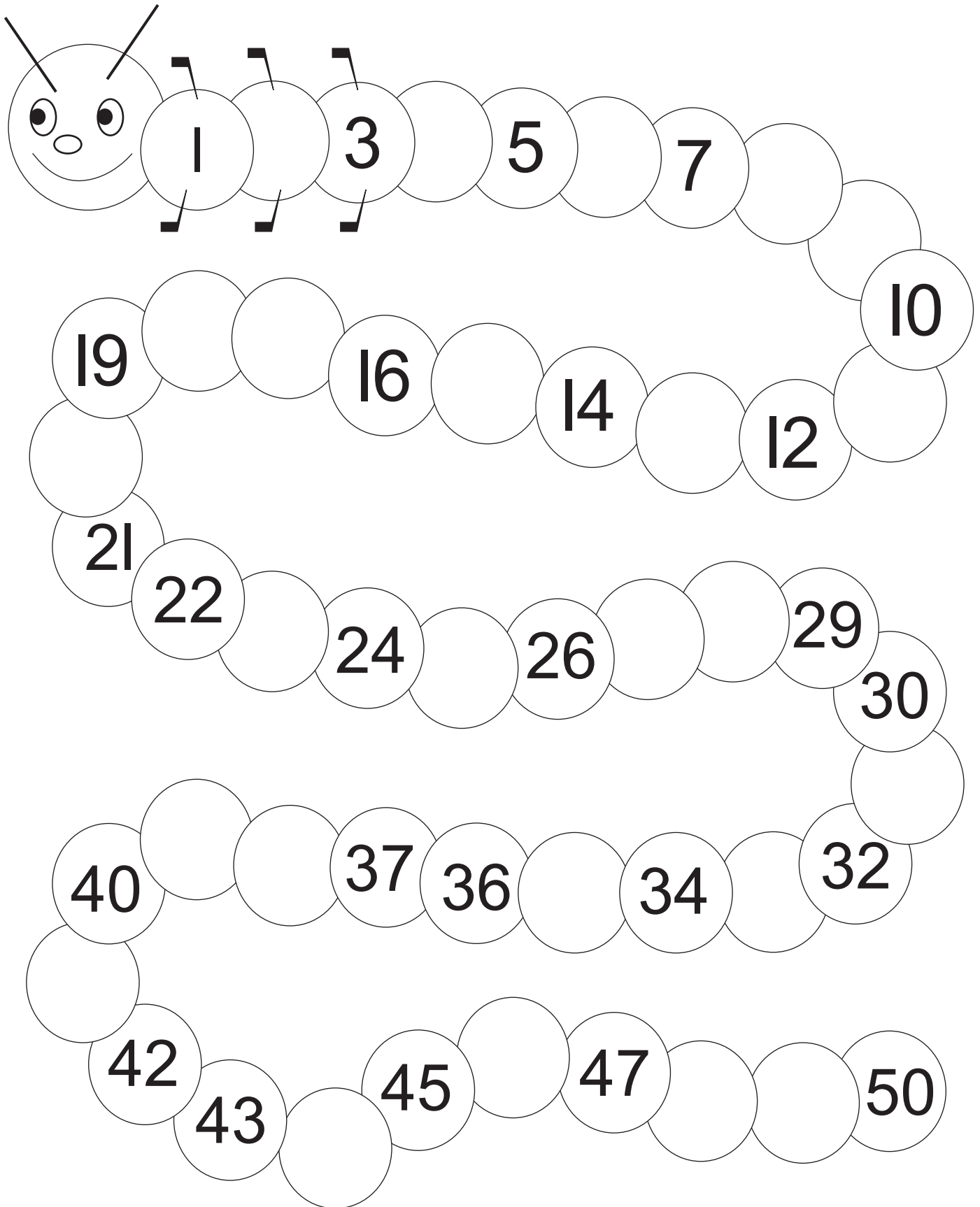
Colour the jugs with number 3 and 4.




Colour the jugs with number 1 and 5.




Write the missing numbers from 1-50.





Write the first letter of the given picture.


















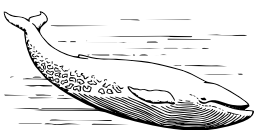













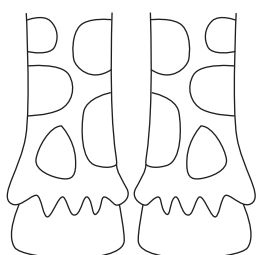
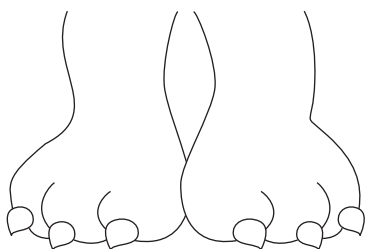












Match the animal with it's identical legs.



Pretend play: pretend play/role play at home as the following community helpers.
Involve your parents/siblings or friends.



बिंदुओं को जोड़कर अक्षर बनाइए और पढ़ते हुए लिखिए।

स्वर

अ आ इ ई उ ऊ ऋ

ए ऐ ओ औ अं अः

व्यंजन

क ख ग घ ङ

च छ ज झ ञ

ट ठ ड ढ ण

त थ द ध न

प फ ब भ म

य र ल व श ष स ह

संयुक्त अक्षर

क्ष त्र ज्ञ श्र

حروف تہجی اتاے مشق کریں۔

ا	ب	پ	ت	ٹ	ث
ج	چ	ح	خ	گ	گھ
ذ	ر	ز	س	س	س
ش	ص	ض	ط	ظ	ع
غ	ف	ق	ک	گ	ل
م	ن	و	ہ	ھ	ع
		ی	ے		

HOLIDAY FUN!

Holidays should be taken as an opportunity to spend quality time and develop a positive bonding with your child. So we have designed a few activities just for you!

Parent can relive their childhood by guiding the child make the paper cup phone and play with the child.

Activity 1 -
Shape Puzzle



Material Required	Description
<ul style="list-style-type: none"> Cardboard Cutter for cutting the shape Pencil for drawing the shape 	A piece of cardboard can become a form fitting game/Puzzle. Children will insert the shape cut out in the appropriate stencil of cardboard.

Activity 2 -
Counting Activity



Material Required	Description
<ul style="list-style-type: none"> Cupcake liners/ paper plate Marker Pompoms or similar Tongs or tweezers (optional) 	Just write the numbers 1-12 in order in the bottom of the cupcake liners/ paper plate and get started with your little one dropping in the appropriate number of pom poms in each place.

Activity 3 -
Guess the word game



Write some sight words and family words on the chits. Mix all the word chits and throw them on the floor. Everyone will pick up one chit and read it aloud. They can also write the same words in a rough book. Along with reading, writing skills are improved too. You can replace the old words with the new words every week.

Sight words:

a	an	here	all	their	about	now
and	are	his	been	there	any	only
for	as	I	has	we	can	said
he	at	it	her	were	could	some
in	be	not	him	when	do	them
is	but	on	if	which	first	then
of	by	or	no	who	into	these
that	come	they	one	will	its	two
the	from	this	out	would	may	up
to	had	with	she	you	my	what
was	have		so		new	

HOLIDAY FUN!

Reading Practice: Paste this sheet of family words on a wall/ cupboard in such a way that it is to the eye level of the child and easily accessible. Encourage the child to read it every day. Also provide papers and pencils to rewrite them by saying it aloud.

Word Families

ab

cab dab
tab lab
crab drab
grab slab

ad

bad dad
mad pad
sad clad
glad lad

ag

bag sag
rag nag
lag drag
flag swag

am

dam ham
yam jam
swam clam
pram exam

an

can fan
man ran
pan plan
scan than

ap

cap lap
map zap
flap clap
snap trap

ar

car far
jar par
bar scar
star ear

at

bat cat
mat rat
flat chat
brat that

ed

bed fed
led red
ted shed
fled wed

en

den hen
men pen
glen then
when ten

et

bet let
jet pet
wet yet
duet met

id

bid hid
kid lid
amid grid
slid skid

ig

big dig
rig wig
fig gig
twig wig

in

bin fin
tin win
napkin chin
skin grin

ip

dip hip
rip zip
ship slip
skip trip

it

fit hit
pit sit
quit grit
knit split

ob

cob job
sob rob
snob knob
slob blob

og

dog fog
log jog
frog clog
flog smog

op

mop hop
pop top
crop drop
flop stop

ot

cot dot
hot pot
clot blot
knot spot

ub

cub hub
rub tub
club stub
grub scrub

ug

bug hug
mug tug
dug plug
rug slug

um

gum hum
sum mum
chum glum
slum plum


un

bun fun
run sun
pun spun
stun shun

ut

but cut
hut nut
put shut
gut

Congratulations!



This smiley badge award

presented to _____

for successfully completing the homework.