



SUMMER HOLIDAYS - 2020

Name: _____

Class : Class PP II

Dear Children,

Exciting time is here again! Summer holidays are for relaxation and enjoyment. As important as it is to rest and enjoy, it is also important to continue to learn. Strike a balance between work and play and allow yourself to grow in the process.

Let the vacation time be a doorway to creativity, learning growth and joy !

Relax, enjoy, have loads of fun and come back refreshed.



HOLIDAY HOMEWORK 2020 LET'S BEAT THE HEAT, WHEN SUMMER IS AT ITS PEAK!!!!

Dear Parents,

Summer Holiday are the most enjoyable period for the children this time can be utilised to rewind what they have learned. You can spend quality time with children. Home work is an opportunity to engage them in learning at home. Remember, children need time to just enjoy their childhood. So kindly provide them the opportunity to play, interact and explore. Enjoy the lovely conversations, a visit to family & friends read out a story book or engage the child in exercises of practical learning or simply playing along.

Healthy habits for smart kids:

- They must wash hands, before eating, after playing, after sneezing or coughing and after using the restroom.
- Incorporate more fruits and vegetables in their diet.
- Give kids age-appropriate tasks to help out in the kitchen.
- Keep a day as 'Sharing Day' and encourage your child to share something with those who are in need, Let them decide whom they want to help.

Eg: pencils, books, toys etc.

This activity improves their personality and cultivates/nurtures the habit of sharing and helping others.

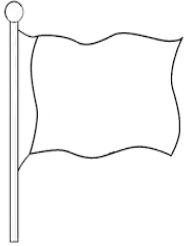
Engage your child in the following Fine Motor activities:

- Zipping and unzipping
- Buckling and unbuckling
- Picking up and holding onto small objects
- Turning pages of a book
- Colouring the boarder and making the worksheet colourful.



Pick the correct combination of letters from the column given below and write in the box to complete the word.

gl	fl	sh	sl	cl	cr
pl	tr	fr	gr	br	st



____ag



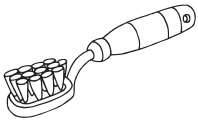
____ar



____ee



____awl



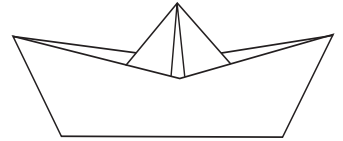
____ush



____ass



____eep




____ip




____own




____ass



____ant



____uck



____ock



____ate




____ower



____uits

Read the sentences and draw the appropriate picture for the same.

1. A bug is on a rug.



2. A tall boy has a ball.



3. A red cat is on the log.



4. A duck is in the pond.



Math All About Me

I am ___ years old.


My birthday is on:

Write number bond of
your age as whole.
e.g. $3+3 = 6$

___/___/___

My favourite number is:

___ + ___ = ___



___ + ___ = ___

___ + ___ = ___

___ + ___ = ___

My First Name

My Last Name

I have ___ letters in my first name.

I have ___ letters in my last name.

There are ___ people living in my house.

I have ___ students in my Class.

I have lost ___ teeth so far.

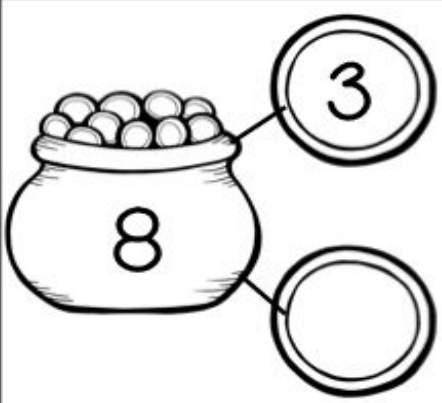
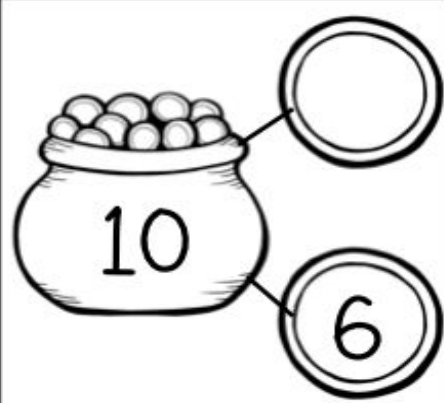

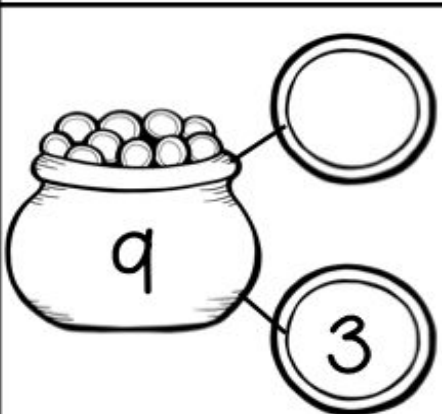

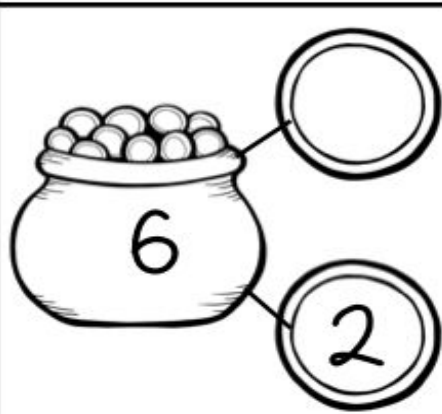
I have ___ pets at home.

I am excited about ___ grade.









The year is _____.

Number Bonds

Finish the number bonds for each pot of gold.

Write the number name on each cocoa cup.

Numbers 51-100.

Say aloud and write numbers from 51-100.

I know myself.

Hi, my name is _____.



Stick your photograph or make a drawing of yourself

I am _____ years old.

I have _____ hair and _____ eyes.

My birthday falls on _____.

I stay in a _____ family. There are
_____ members in my family.

My favourite subject is _____.

I enjoy / don't enjoy travelling.

I visited _____ during my summer vacaton.

A FEW MORE OF MY FAVOURITE THINGS:

Colour _____

Animal _____

Food _____

Sport _____

Game _____

Book _____

Drink _____

Teacher _____

My House & Furniture

Where do you do these things? Match the activities with the room.

- | | |
|------------------------------|------------------------|
| 1) I watch TV | a) in the dining room. |
| 2) My mother cooks the meals | b) in my bedroom. |
| 3) We have a shower | c) in the living room. |
| 4) I sleep | d) in the bathroom. |
| 5) I hang my clothes | e) in the kitchen. |
| 6) My family dines | f) in the cupboard. |

Tick the associated words with the pictures of the respective rooms.



bed	<input type="checkbox"/>	table lamp	<input type="checkbox"/>
bedside table	<input type="checkbox"/>	mirror	<input type="checkbox"/>
chair	<input type="checkbox"/>	table	<input type="checkbox"/>



toilet seat	<input type="checkbox"/>	wash basin	<input type="checkbox"/>
bathtub	<input type="checkbox"/>	towel	<input type="checkbox"/>
mirror	<input type="checkbox"/>	shower	<input type="checkbox"/>





gas burner	<input type="checkbox"/>	microwave	<input type="checkbox"/>
cooker	<input type="checkbox"/>	fridge	<input type="checkbox"/>
chair	<input type="checkbox"/>	cabinet	<input type="checkbox"/>



lamp	<input type="checkbox"/>	lamp	<input type="checkbox"/>
sofa	<input type="checkbox"/>	painting	<input type="checkbox"/>
bed	<input type="checkbox"/>	table	<input type="checkbox"/>

Find 10 differences between the given pictures.
Draw and colour the differences.



Cutout the food items from any newspaper and stick it differentiating the healthy food and junk food.

Healthy food Draw a smiley face near healthy food items	Junk food Draw a sad face near junk food items

Draw/paste picture of the things you like to eat.

I like ...



Food.


I like ...



Vegetable or Fruit.


Make your child read the given sight words as a regular practice.

The **MORE** that you **READ**.
the more **THINGS** you will **KNOW**.
The **MORE** you **LEARN**.
the more **PLACES** you'll **GO!**




Draw pictures according to the instructions.

Draw a bigger flower.




Draw a smaller apple.




Draw a taller girl.



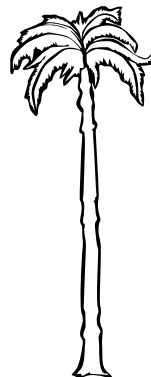
Draw a shorter boy.



Draw a longer pencil.



Draw a thicker tree tree.



Myself - Complete the sentences and rewrite the same thrice.

1. My name is _____.

2. I am _____ years old.

3. I am a _____.

Myself - Complete the sentences and rewrite the same thrice.

4. I am in class _____.

5. My school name is _____.

बिन्दु मिलाकर अक्षर बनाओ।

स्वर

अ आ इ ई उ ऊ ऋ

ए ऐ ओ औ अँ अः

व्यंजन

क ख ग घ ङ

च छ ज झ ञ

ट ठ ड ढ ण

त थ द ध न

प फ ब भ म

य र ल व श ष स ह

संयुक्त अक्षर

क्ष त्र श श्र

حروف تہجی (اعادہ)

چ

ج

ث

ط

ت

پ

ب

ا

ز

ڑ

ر

ذ

ڈ

د

خ

ح

ع

ظ

ط

ض

ص

ش

س

ث

ن

م

ل

گ

ک

ق

ف

غ

ے

ی

ء

ھ

ہ

و

HOLIDAY FUN!

Holidays should be taken as an opportunity to spend quality time and develop a positive bonding with your child. So we have designed a few activities just for you!


Parent can relive their childhood by guiding the child make the paper cup phone and play with the child.

Activity 1 - Make a Paper Cup Phone




Material Required	Description
<ul style="list-style-type: none"> • Two paper cups • Wool/thick thread • Needle to pierce the cups. 	<p>This activity helps the child improve his/her listening as well as speaking skills. He/She can play with parent or sibling. While one person is speaking the other will listen to the message and respond.</p>

Activity 2 - Three Letter word Puzzle



Material Required	Description
<ul style="list-style-type: none"> • Yellow Chart paper. • Black Marker/Pen 	<p>This activity helps the child to learn the spellings of small words. Different Family words can be made such as 'at' words. Sample picture is given already. The same way we can make a chart of an, ed, in, op, it, ub, ug, en...etc., The child will keep moving the vertical chart paper to make and read new words.</p>

Activity 3 - Fun with Shapes



Material Required	Description
<ul style="list-style-type: none"> • Chart • Sketch pen/Marker • Sticks 	<p>This can be used as a quick game to learn the shapes. It can be played individually or with partners, the one who makes maximum shapes will be the winner.</p>

HOLIDAY FUN!

Reading Practice: Paste this sheet of family words on a wall/ cupboard in such a way that it is to the eye level of the child and easily accessible. Encourage the child to read it every day. Also provide papers and pencils to rewrite them by saying it aloud.

Word Families

ab

cab dab
tab lab
crab drab
grab slab

ad

bad dad
mad pad
sad clad
glad lad

ag

bag sag
rag nag
lag drag
flag swag

am

dam ham
yam jam
swam clam
pram exam

an

can fan
man ran
pan plan
scan than

ap

cap lap
map zap
flap clap
snap trap

ar

car far
jar par
bar scar
star ear

at

bat cat
mat rat
flat chat
brat that

ed

bed fed
led red
ted shed
fled wed

en

den hen
men pen
glen then
when ten

et

bet let
jet pet
wet yet
duet met

id

bid hid
kid lid
amid grid
slid skid

ig

big dig
rig wig
fig gig
twig wig

in

bin fin
tin win
napkin chin
skin grin

ip

dip hip
rip zip
ship slip
skip trip

it

fit hit
pit sit
quit grit
knit split

ob

cob job
sob rob
snob knob
slob blob

og

dog fog
log jog
frog clog
flog smog

op

mop hop
pop top
crop drop
flop stop

ot

cot dot
hot pot
clot blot
knot spot

ub

cub hub
rub tub
club stub
grub scrub

ug

bug hug
mug tug
dug plug
rug slug

um

gum hum
sum mum
chum glum
slum plum


un

bun fun
run sun
pun spun
stun shun

ut

but cut
hut nut
put shut
gut

Congratulations!



This smiley badge award

presented to _____

for successfully completing the homework.